

## Description

**EN** Luminaire housing from extruded aluminium profile with 38mm wide light exit; recessed luminaire with trim; designed for continuous lighting systems; suitable for ceiling thickness of 8–20 mm; surface white powder coated; luminaire profile with pre-assembled converter unit can be pre-mounted; light inset can be installed without tools; HPO (High Performance Opal) cover for uniform illumination; or micro prismatic PMMA diffuser incl. diffuser film for homogeneous illumination and reduced luminance; or with specially computed, asymmetrical lens for homogeneous vertical lighting intensity; energy-efficient LEDs with very good colour rendering; binning initial  $\leq 3$  MacAdam; available in the light colours 3000 K and 4000 K; CRI  $\geq 80$ ; min. 90 % of the luminous flux after 50 000 hours; degree of protection IP 20; PC I; photobiological safety according to IEC 62471 risk group 0; optionally non-dimmable or DALI-2 control

**ES** Cuerpo luminoso de perfil de aluminio extrusionado con salida de luz de 38 mm de anchura; luminaria empotrable con marco; diseñado para la creación de sistemas continuos; apropiada para grosores de techo entre 8-20 mm; superficie pintada al polvo en blanco; perfil de luminaria con convertidor premontado está premontable; elemento de luz para montaje sin herramientas; difusor opal de alta calidad que proporciona una iluminación uniforme; cubierta microprismática de PMMA con lámina difusora para la reducción de iluminancia y un alumbrado homogéneo; LEDs de alta eficiencia que proporcionan una alta reproducción cromática; binning inicial  $\leq 3$  MacAdam; disponible en 3000 K y 4000 K; CRI  $\geq 80$ ; mín. 90 % de flujo luminoso después de 50.000 horas de vida útil; protección IP 20; CP I; seguridad fotobiológica según IEC 62471 grupo de riesgo 0; opcional no atenuable o control con DALI-2

## BASO 40 system

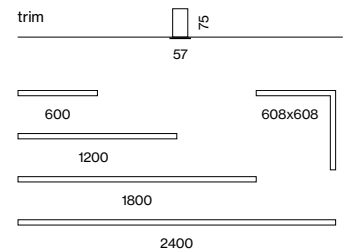
recessed with trim



## Quickinfo

3000 K, 4000 K  
CRI  $\geq 80$   
L90 @ 50 000h  
up to 3030 lm/m  
non DIM, DALI-2  
opal, microprismatic,  
asymmetric lens (wallwasher)

## Types



## Colour



## Light distributions



### Order options

<b>COLOUR TEMPERATURE</b>	••
3000K	5
4000K	6

<b>CONTROL</b>	◆
non DIM	1
DALI-2	3

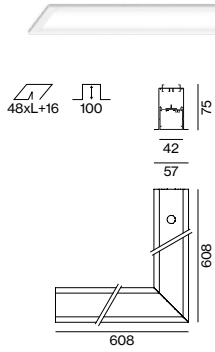
<b>MATERIAL COLOUR</b>	
white	



<b>LIGHT OPTIC COVER</b>	□
opal high performance	H
microprismatic	Z
asymmetric lens (wallwasher)	

### Options on request

<b>COLOUR RENDERING INDEX</b>	
CRI ≥ 90	

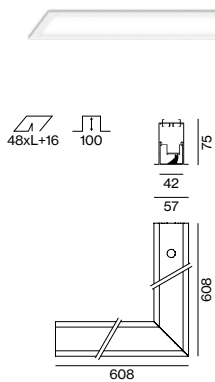


### BASO 40 trim



#### OPAL HIGH PERFORMANCE / MICROPRISMATIC

SYSTEM POWER	L (mm)	ORDER CODE
14W	600	0 4 5 - 0 4 2 2 : : : 7 □
27W	1200	0 4 5 - 0 4 2 4 : : : 7 □
41W	1800	0 4 5 - 0 4 2 6 : : : 7 □
55W	2400	0 4 5 - 0 4 2 8 : : : 7 □
69W	3000	0 4 5 - 0 4 2 9 : : : 7 □
27W corner	607x607	0 4 5 - 0 4 6 1 : : : 7 □
27W flexible inset (every 150mm)	750-1200	0 4 5 - 0 4 2 F : : : 7 □



### BASO 40 trim



#### WALLWASHER

SYSTEM POWER	L (mm)	ORDER CODE
14W	600	0 4 5 - 0 4 2 2 : : : 7 A
27W	1200	0 4 5 - 0 4 2 4 : : : 7 A
41W	1800	0 4 5 - 0 4 2 6 : : : 7 A
54W	2400	0 4 5 - 0 4 2 8 : : : 7 A
69W	3000	0 4 5 - 0 4 2 9 : : : 7 A
27W corner outer beam	607x607	0 4 5 - 0 4 6 1 : : : 7 A
27W corner inner beam	607x607	0 4 5 - 0 4 6 2 : : : 7 A
27W flexible inset (every 150mm)	750-1200	0 4 5 - 0 4 2 F : : : 7 A

COVER	COLOUR TEMP.	SYSTEM POWER	DELIVERED LUMENS	EFFICACY
opal high performance	3000K	23W/m	2210lm/m	98lm/W
	4000K		2350lm/m	104lm/W
microprismatic	3000K	23W/m	2030lm/m	90lm/W
	4000K		2160lm/m	96lm/W
asymmetric	3000K	23W/m	2870lm/m	127lm/W
	4000K		3030lm/m	135lm/W

### Accessories

#### CHANNEL + BLIND COVER

TYPE	L (mm)	ORDER CODE
linear	1200	0 4 5 - 0 4 0 4 0 0 7 B
linear	2400	0 4 5 - 0 4 0 8 0 0 7 B
corner connector 90°	607x607	0 4 5 - 0 4 4 1 0 0 7 B
custom cut	-	E 8 4 1 2 0 . . . . 7 B

#### END CAPS

TYPE	ORDER CODE
end caps (pair)	0 4 5 - 0 4 3 0 0 1 7

#### MOUNTING BRACKET 8-20mm

TYPE	ORDER CODE
1 piece	0 4 5 - 0 4 3 2 0 1 0
25 pieces	0 4 5 - 0 4 3 2 0 1 0 . 2 5

No. of brackets required: system length in [m] +1

#### LINEAR CONNECTOR

TYPE	ORDER CODE
linear connector (1 piece)	0 4 5 - 0 4 3 1 1 1 0
linear connector (10 pieces)	0 4 5 - 0 4 3 1 1 1 0 . 1 0

#### THROUGH WIRE

TYPE	ORDER CODE
3 × 1.5mm <sup>2</sup> (non DIM, 10 pieces)	0 0 4 - 9 0 0 0 3
5 × 1.5mm <sup>2</sup> (DALI-2, 10 pieces)	0 0 4 - 9 0 0 0 5

### LIGHT DISTRIBUTION

