

UNICO L4 / L6

recessed

^{EN} Rectangular recessed multi-downlight made of die-cast aluminium; equipped with four (L4) / six (L6) individually selectable or pre-specified, customised light elements; installation without tools in mounting set with ball catch system; easy electrical installation by means of reverse polarity protected plug-in connections; suitable for ceiling thickness of 2-25mm; surface powder coated; installation possible in different housings; high quality reflector with micro-faceted, aluminum-vaporised surface; precise radiation characteristic with different symmetrical light distributions; or with asymmetric light distribution; energy-efficient high power LEDs with very good colour rendering

□ Downlight multiplo rettangolare da incasso in alluminio pressofuso; dotata di quattro (L4) / sei (L6) lenti selezionabili individualmente o definite per applicazioni specifiche; set di fissaggio con cuscinetto a sfera, senza bisogno di utensili; montaggio elettrico semplice grazie a collegamenti a spina a prova di polarizzazione inversa; per soffitti di spessore 2-25mm; verniciatura a polvere; incasso possibile in vari telai; riflettore di alta qualità con superficie a micro-faccette e vaporizzata in alluminio; emissione precisa con diversi fasci luminosi simmetrici; o con distribuzione asimmetrica della luce; LED high power a risparmio energetico con ottima resa cromatica

Quickinfo

2700 K, 3000 K, 3500 K, 4000 K
CRI \geq 90 / 2 SDCM (initial MacAdam)
UGR \leq 10, UGR \leq 16, UGR \leq 19
fino a 143 lm/W
L90 / 50000 h
DALI-2, non DIM
front IP20

Types



Colore



Set di montaggio



Distribuzione della luce



one luminaire
multiple scenes



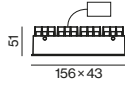
up to 145 lm/W
(high efficiency)



black & chrome
reflector



tunable white
2700 – 5000 K
(optional)



UNICO L4



SPOT ROUND 19°, CRI ≥ 90

SYSTEM	COLOUR TEMP.	LUM. FLUX	EFFICACY	ORDER CODE
11.0 W	2700 K	1250 lm	114 lm/W	0 9 0 - 7 L 4 9 ◆ K 0 ■ 4 1
	3000 K	1250 lm	114 lm/W	0 9 0 - 7 L 4 0 ◆ K 0 ■ 4 1
	3500 K	1300 lm	118 lm/W	0 9 0 - 7 L 4 2 ◆ K 0 ■ 4 1
	4000 K	1330 lm	121 lm/W	0 9 0 - 7 L 4 1 ◆ K 0 ■ 4 1

MEDIUM ROUND 34°, CRI ≥ 90

SYSTEM	COLOUR TEMP.	LUM. FLUX	EFFICACY	ORDER CODE
11.0 W	2700 K	1350 lm	123 lm/W	0 9 0 - 7 L 4 9 ◆ B 0 ■ 4 1
	3000 K	1350 lm	123 lm/W	0 9 0 - 7 L 4 0 ◆ B 0 ■ 4 1
	3500 K	1410 lm	128 lm/W	0 9 0 - 7 L 4 2 ◆ B 0 ■ 4 1
	4000 K	1440 lm	131 lm/W	0 9 0 - 7 L 4 1 ◆ B 0 ■ 4 1

FLOOD ROUND 47°, CRI ≥ 90

SYSTEM	COLOUR TEMP.	LUM. FLUX	EFFICACY	ORDER CODE
11.0 W	2700 K	1450 lm	132 lm/W	0 9 0 - 7 L 4 9 ◆ C 0 ■ 4 1
	3000 K	1450 lm	132 lm/W	0 9 0 - 7 L 4 0 ◆ C 0 ■ 4 1
	3500 K	1510 lm	137 lm/W	0 9 0 - 7 L 4 2 ◆ C 0 ■ 4 1
	4000 K	1540 lm	140 lm/W	0 9 0 - 7 L 4 1 ◆ C 0 ■ 4 1

WIDE FLOOD ROUND 67°, CRI ≥ 90

SYSTEM	COLOUR TEMP.	LUM. FLUX	EFFICACY	ORDER CODE
11.0 W	2700 K	1470 lm	134 lm/W	0 9 0 - 7 L 4 9 ◆ D 0 ■ 4 1
	3000 K	1470 lm	134 lm/W	0 9 0 - 7 L 4 0 ◆ D 0 ■ 4 1
	3500 K	1530 lm	139 lm/W	0 9 0 - 7 L 4 2 ◆ D 0 ■ 4 1
	4000 K	1560 lm	142 lm/W	0 9 0 - 7 L 4 1 ◆ D 0 ■ 4 1

MEDIUM SQUARE 32°, CRI ≥ 90

SYSTEM	COLOUR TEMP.	LUM. FLUX	EFFICACY	ORDER CODE
11.0 W	2700 K	1320 lm	120 lm/W	0 9 0 - 7 L 4 9 ◆ E 0 ■ 4 1
	3000 K	1320 lm	120 lm/W	0 9 0 - 7 L 4 0 ◆ E 0 ■ 4 1
	3500 K	1370 lm	125 lm/W	0 9 0 - 7 L 4 2 ◆ E 0 ■ 4 1
	4000 K	1400 lm	127 lm/W	0 9 0 - 7 L 4 1 ◆ E 0 ■ 4 1

FLOOD SQUARE 55°, CRI ≥ 90

SYSTEM	COLOUR TEMP.	LUM. FLUX	EFFICACY	ORDER CODE
11.0 W	2700 K	1470 lm	134 lm/W	0 9 0 - 7 L 4 9 ◆ F 0 ■ 4 1
	3000 K	1470 lm	134 lm/W	0 9 0 - 7 L 4 0 ◆ F 0 ■ 4 1
	3500 K	1530 lm	139 lm/W	0 9 0 - 7 L 4 2 ◆ F 0 ■ 4 1
	4000 K	1560 lm	142 lm/W	0 9 0 - 7 L 4 1 ◆ F 0 ■ 4 1

Order options

CONTROL	◆	COLOUR	■	COLOUR	
non DIM	1	black reflector	B	jet black	RAL 9005
DALI-2	3	chrome reflector	O	traffic white	RAL 9016

WIDE FLOOD SQUARE 70°, CRI ≥ 90

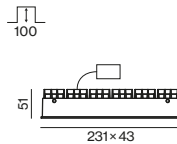
SYSTEM	COLOUR TEMP.	LUM. FLUX	EFFICACY	ORDER CODE
11.0 W	2700 K	1480 lm	135 lm/W	0 9 0 - 7 L 4 9 G 0 4 1
	3000 K	1480 lm	135 lm/W	0 9 0 - 7 L 4 0 G 0 4 1
	3500 K	1540 lm	140 lm/W	0 9 0 - 7 L 4 2 G 0 4 1
	4000 K	1570 lm	143 lm/W	0 9 0 - 7 L 4 1 G 0 4 1

WALLWASHER chrome reflector, CRI ≥ 90

SYSTEM	COLOUR TEMP.	LUM. FLUX	EFFICACY	ORDER CODE
11.0 W	2700 K	1140 lm	104 lm/W	0 9 0 - 7 L 4 9 A 0 0 4 1
	3000 K	1140 lm	104 lm/W	0 9 0 - 7 L 4 0 A 0 0 4 1
	3500 K	1190 lm	108 lm/W	0 9 0 - 7 L 4 2 A 0 0 4 1
	4000 K	1210 lm	110 lm/W	0 9 0 - 7 L 4 1 A 0 0 4 1

WALL FLOOR CRI ≥ 90

SYSTEM	COLOUR TEMP.	LUM. FLUX	EFFICACY	ORDER CODE
11.0 W	2700 K	1340 lm	122 lm/W	0 9 0 - 7 L 4 9 W 0 4 2
	3000 K	1340 lm	122 lm/W	0 9 0 - 7 L 4 0 W 0 4 2
	3500 K	1400 lm	127 lm/W	0 9 0 - 7 L 4 2 W 0 4 2
	4000 K	1430 lm	130 lm/W	0 9 0 - 7 L 4 1 W 0 4 2

**UNICO L6****SPOT ROUND 19°, CRI ≥ 90**

SYSTEM	COLOUR TEMP.	LUM. FLUX	EFFICACY	ORDER CODE
16.5 W	2700 K	1880 lm	114 lm/W	0 9 0 - 7 L 6 9 K 0 4 1
	3000 K	1880 lm	114 lm/W	0 9 0 - 7 L 6 0 K 0 4 1
	3500 K	1960 lm	119 lm/W	0 9 0 - 7 L 6 2 K 0 4 1
	4000 K	2000 lm	121 lm/W	0 9 0 - 7 L 6 1 K 0 4 1

MEDIUM ROUND 34°, CRI ≥ 90

SYSTEM	COLOUR TEMP.	LUM. FLUX	EFFICACY	ORDER CODE
16.5 W	2700 K	2030 lm	123 lm/W	0 9 0 - 7 L 6 9 B 0 4 1
	3000 K	2030 lm	123 lm/W	0 9 0 - 7 L 6 0 B 0 4 1
	3500 K	2110 lm	128 lm/W	0 9 0 - 7 L 6 2 B 0 4 1
	4000 K	2160 lm	131 lm/W	0 9 0 - 7 L 6 1 B 0 4 1

FLOOD ROUND 47°, CRI ≥ 90

SYSTEM	COLOUR TEMP.	LUM. FLUX	EFFICACY	ORDER CODE
16.5 W	2700 K	2170 lm	132 lm/W	0 9 0 - 7 L 6 9 C 0 4 1
	3000 K	2170 lm	132 lm/W	0 9 0 - 7 L 6 0 C 0 4 1
	3500 K	2260 lm	137 lm/W	0 9 0 - 7 L 6 2 C 0 4 1
	4000 K	2300 lm	139 lm/W	0 9 0 - 7 L 6 1 C 0 4 1

Order options

CONTROL		COLOUR		COLOUR	
non DIM	1	black reflector	B	jet black	RAL 9005
DALI-2	3	chrome reflector	O	traffic white	RAL 9016

WIDE FLOOD ROUND 67°, CRI ≥ 90

SYSTEM	COLOUR TEMP.	LUM. FLUX	EFFICACY	ORDER CODE
16.5 W	2700 K	2200 lm	133 lm/W	0 9 0 - 7 L 6 9 ⇄ D 0 ▣ 4 1
	3000 K	2200 lm	133 lm/W	0 9 0 - 7 L 6 0 ⇄ D 0 ▣ 4 1
	3500 K	2290 lm	139 lm/W	0 9 0 - 7 L 6 2 ⇄ D 0 ▣ 4 1
	4000 K	2340 lm	142 lm/W	0 9 0 - 7 L 6 1 ⇄ D 0 ▣ 4 1

MEDIUM SQUARE 32°, CRI ≥ 90

SYSTEM	COLOUR TEMP.	LUM. FLUX	EFFICACY	ORDER CODE
16.5 W	2700 K	1980 lm	120 lm/W	0 9 0 - 7 L 6 9 ⇄ E 0 ▣ 4 1
	3000 K	1980 lm	120 lm/W	0 9 0 - 7 L 6 0 ⇄ E 0 ▣ 4 1
	3500 K	2060 lm	125 lm/W	0 9 0 - 7 L 6 2 ⇄ E 0 ▣ 4 1
	4000 K	2100 lm	127 lm/W	0 9 0 - 7 L 6 1 ⇄ E 0 ▣ 4 1

FLOOD SQUARE 55°, CRI ≥ 90

SYSTEM	COLOUR TEMP.	LUM. FLUX	EFFICACY	ORDER CODE
16.5 W	2700 K	2210 lm	134 lm/W	0 9 0 - 7 L 6 9 ⇄ F 0 ▣ 4 1
	3000 K	2210 lm	134 lm/W	0 9 0 - 7 L 6 0 ⇄ F 0 ▣ 4 1
	3500 K	2300 lm	139 lm/W	0 9 0 - 7 L 6 2 ⇄ F 0 ▣ 4 1
	4000 K	2340 lm	142 lm/W	0 9 0 - 7 L 6 1 ⇄ F 0 ▣ 4 1

RECTANGULAR MEDIUM 31°x67°, CRI ≥ 90

SYSTEM	COLOUR TEMP.	LUM. FLUX	EFFICACY	ORDER CODE
16.5 W	2700 K	2120 lm	128 lm/W	0 9 0 - 7 L 6 9 ⇄ R 0 ▣ 4 1
	3000 K	2120 lm	128 lm/W	0 9 0 - 7 L 6 0 ⇄ R 0 ▣ 4 1
	3500 K	2210 lm	134 lm/W	0 9 0 - 7 L 6 2 ⇄ R 0 ▣ 4 1
	4000 K	2260 lm	137 lm/W	0 9 0 - 7 L 6 1 ⇄ R 0 ▣ 4 1

WIDE FLOOD SQUARE 70°, CRI ≥ 90

SYSTEM	COLOUR TEMP.	LUM. FLUX	EFFICACY	ORDER CODE
16.5 W	2700 K	2220 lm	135 lm/W	0 9 0 - 7 L 6 9 ⇄ G 0 ▣ 4 1
	3000 K	2220 lm	135 lm/W	0 9 0 - 7 L 6 0 ⇄ G 0 ▣ 4 1
	3500 K	2310 lm	140 lm/W	0 9 0 - 7 L 6 2 ⇄ G 0 ▣ 4 1
	4000 K	2360 lm	143 lm/W	0 9 0 - 7 L 6 1 ⇄ G 0 ▣ 4 1

WALLWASHER chrome reflector, CRI ≥ 90

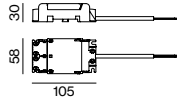
SYSTEM	COLOUR TEMP.	LUM. FLUX	EFFICACY	ORDER CODE
16.5 W	2700 K	1710 lm	104 lm/W	0 9 0 - 7 L 6 9 ⇄ A 0 0 4 1
	3000 K	1710 lm	104 lm/W	0 9 0 - 7 L 6 0 ⇄ A 0 0 4 1
	3500 K	1780 lm	108 lm/W	0 9 0 - 7 L 6 2 ⇄ A 0 0 4 1
	4000 K	1820 lm	110 lm/W	0 9 0 - 7 L 6 1 ⇄ A 0 0 4 1

Order options

CONTROL	⇄	COLOUR	▣	COLOUR	
non DIM	1	black reflector	B	jet black	RAL 9005
DALI-2	3	chrome reflector	O	traffic white	RAL 9016

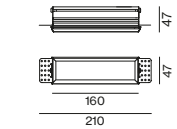
WALL FLOOR CRI ≥ 90

SYSTEM	COLOUR TEMP.	LUM. FLUX	EFFICACY	ORDER CODE
16.5 W	2700 K	2010 lm	122 lm/W	0 9 0 - 7 L 6 9 \blacklozenge W 0 \blacksquare 4 1
	3000 K	2010 lm	122 lm/W	0 9 0 - 7 L 6 0 \blacklozenge W 0 \blacksquare 4 1
	3500 K	2100 lm	127 lm/W	0 9 0 - 7 L 6 2 \blacklozenge W 0 \blacksquare 4 1
	4000 K	2140 lm	130 lm/W	0 9 0 - 7 L 6 1 \blacklozenge W 0 \blacksquare 4 1

Electrical mounting accessories (optional)

THROUGH WIRING CONNECTION BOX

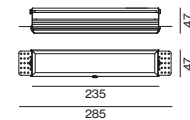
TYPE	L-W-H (mm)	ORDER CODE
non DIM cable \varnothing 4 – 12 mm	105-58-30	0 0 5 - 2 5 3 1 1 1 0
DALI cable \varnothing 4 – 12 mm	105-58-30	0 0 5 - 2 5 5 1 1 1 0

Linect®-Ready

Mounting accessories (required)

MOUNTING SET trimless for plasterboard ceilings

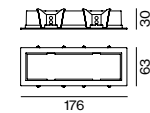
PLASTERBOARD CEILING THICKNESS	L-W-H (mm)	ORDER CODE
12.5/15/20/25 mm	160-47-47	0 9 0 - 7 L 4 0 1 0 0

for UNICO L4


MOUNTING SET trimless for plasterboard ceilings

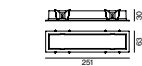
PLASTERBOARD CEILING THICKNESS	L-W-H (mm)	ORDER CODE
12.5/15/20/25 mm	235-47-47	0 9 0 - 7 L 6 0 1 0 0

for UNICO L6


MOUNTING SET with trim for intermediate ceilings, 2-25 mm

COLOUR	L-W-H (mm)	ORDER CODE
jet black	176-63-30	0 9 0 - 7 L 4 0 2 0 B
traffic white	176-63-30	0 9 0 - 7 L 4 0 2 0 W

for UNICO L4


MOUNTING SET with trim for intermediate ceilings, 2-25 mm

COLOUR	L-W-H (mm)	ORDER CODE
jet black	251-63-30	0 9 0 - 7 L 6 0 2 0 B
traffic white	251-63-30	0 9 0 - 7 L 6 0 2 0 W

for UNICO L6

Order options

CONTROL	\blacklozenge	COLOUR	\blacksquare	COLOUR
non DIM	1	black reflector	B	jet black RAL 9005
DALI-2	3	chrome reflector	0	traffic white RAL 9016

Gasthaus Vilsalpsee, Tannheim

Austria

Architetto
Mario Gasser
Architecture


Fotografo
Christian Flatscher Mario
Gasser Architecture




Prodotti utilizzati



**UNICO L4 / L6
recessed**



SASSO 60 round wall



**UNICO L4 / L6 basic
recessed**



