



LENO

semi-recessed / surface system

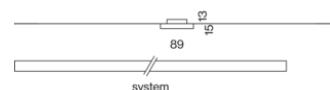
^{EN} Low profile recessed mounted luminaire, 15 mm visible height or low profile surface mounted luminaire, 28 mm total height; suitable for wall or ceiling mounting; suitable for installation in primed or exposed concrete, in plasterboard constructions and in plastered walls or ceilings; designed for continuous lighting systems; surface powder coated; fall-safe light inset made of extruded aluminium profile, can be inserted in the canal without tools by magnetic holders; side coupled light, directed downwards by LGP body (Light Guiding Prism) and highly efficient reflector; homogeneously illuminated, satinised (flush or jut-out) or microprismatic PMMA cover; energy-efficient LEDs with very good colour rendering

^{IT} Apparecchio da incasso ultrapiatto da 15 mm di altezza visibile o apparecchio a plafone ultrapiatto da 28 mm di altezza totale; per montaggio a parete o soffitto; per montaggio in cemento a vista o stuccato, in costruzioni di cartongesso e in pareti o soffitti intonacati; per sistemi di file continue; verniciatura a polvere; inserto luce anti-caduta in profilo di alluminio estruso, fissaggio nel canale con magnete senza bisogno di utensili; luce convogliata lateralmente e direzionata in basso con sistema LGP-Body (Light Guiding Prism) e riflettore ad alta efficienza; diffusore satinato (a filo o sporgente) o con struttura a microprismi a illuminazione omogenea in PMMA; LED ad efficienza energetica con elevata resa cromatica

Quickinfo

3000 K, 4000 K
 CRI \geq 80 / 3 SDCM (initial MacAdam)
 UGR \leq 19
 fino a 140 lm/W
 L90 / 50000 h
 DALI-2
 High Performance Opal, Jut-Out, Microprismatic
 IP20, IP40 / back IP20 / classe isolamento 1 / 220-240 V

Types



Colore




Set di montaggio



Distribuzione della luce



DiiA® standards
 251, 252, 253



microprismatic
 UGR \leq 19



quick
 installation

LENO SEMI-RECESSED / SURFACE SYSTEM



INSTALLATION CHANNEL semi-recessed / surface

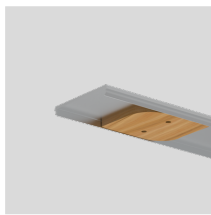
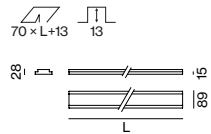
L-W-H (mm)

613-89-28
1221-89-28
1830-89-28
2438-89-28

ORDER CODE

0 5 1 - 8 9 2 0 0 6
0 5 1 - 8 9 2 0 1 2
0 5 1 - 8 9 2 0 1 8
0 5 1 - 8 9 2 0 2 4

order installation channel, light inset + mounting accessories separately



CONCRETE / PLASTERBOARD MOUNTING HOUSING


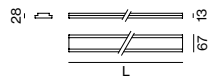
TYPE

L-W-H (mm)

ORDER CODE

end	616-67-28	0 5 1 - 8 9 6 0 0 6 0
start/end	1224-67-28	0 5 1 - 8 9 6 0 1 2 0
middle	1221-67-28	0 5 1 - 8 9 6 1 1 2 0
start/end	1833-67-28	0 5 1 - 8 9 6 0 1 8 0
middle	1830-67-28	0 5 1 - 8 9 6 1 1 8 0
start/end	2441-67-28	0 5 1 - 8 9 6 0 2 4 0
middle	2438-67-28	0 5 1 - 8 9 6 1 2 4 0

necessary for semi-recessed mounting



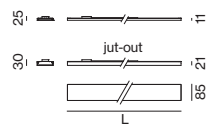
LIGHT INSET



MICROPRISMATIC CRI ≥ 80, DALI-2

SYSTEM	LENGTH	LUM. FLUX	EFFICACY	ORDER CODE
9.9 W	613 mm	1230 lm	124 lm/W	0 5 1 - 8 1 1 2 :: 3 7 G
19.1 W	1221 mm	2450 lm	128 lm/W	0 5 1 - 8 2 1 4 :: 3 7 G
28.6 W	1830 mm	3680 lm	129 lm/W	0 5 1 - 8 2 1 6 :: 3 7 G
37.0 W	2438 mm	4910 lm	133 lm/W	0 5 1 - 8 2 1 8 :: 3 7 G

613 mm only available as end unit



OPAL CRI ≥ 80, DALI-2

SYSTEM	LENGTH	LUM. FLUX	EFFICACY	ORDER CODE
9.9 W	613 mm	1300 lm	131 lm/W	0 5 1 - 8 1 1 2 :: 3 7 H
19.1 W	1221 mm	2590 lm	136 lm/W	0 5 1 - 8 2 1 4 :: 3 7 H
28.6 W	1830 mm	3890 lm	136 lm/W	0 5 1 - 8 2 1 6 :: 3 7 H
37.0 W	2438 mm	5190 lm	140 lm/W	0 5 1 - 8 2 1 8 :: 3 7 H

The data values for the luminous flux may differ for specific order options by -6%. Luminous flux value refers to colour temperature 4000 K. 613 mm only available as end unit

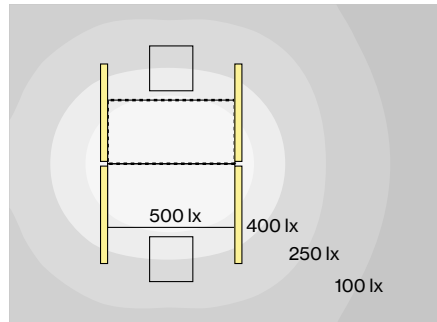
Order options

COLOUR TEMPERATURE	COLOUR	COLOUR	COLOUR
3000 K	5 traffic white RAL 9016	7 pure white RAL 9010	7
4000 K	6 jet black RAL 9005	8 jet black RAL 9005	8

OPAL JUT-OUT CRI ≥ 80, DALI-2

SYSTEM	LENGTH	LUM. FLUX	EFFICACY	ORDER CODE
9.9 W	613 mm	1240 lm	125 lm/W	0 5 1 - 8 1 1 2 :: 3 7 J
19.1 W	1221 mm	2490 lm	130 lm/W	0 5 1 - 8 2 1 4 :: 3 7 J
28.6 W	1830 mm	3730 lm	130 lm/W	0 5 1 - 8 2 1 6 :: 3 7 J
37.0 W	2438 mm	4970 lm	134 lm/W	0 5 1 - 8 2 1 8 :: 3 7 J

613 mm only available as end unit

Planning Information

LENO surface, microprismatic,
19.1W, 4000K

ROOM VALUES


Room dimensions	5.4 × 4 × 2.8 m
Reflection factor	0.7 0.5 0.2
Maintenance factor	0.8

CALCULATION SURFACE

Surface dimensions	1.6 × 0.8
Surface height	0.75
Average illuminance (E_m)	> 500 lx
Uniformity (U_o)	> 0.6

GLARE EVALUATION

Table Classification	X=4H Y=8H S=0.25H
UGR transversal	≤ 19
UGR axial	≤ 19


Mounting accessories (optional)
END CAPS CONCRETE / PLASTERBOARD MOUNTING HOUSING 1 pair

W-H (mm)	ORDER CODE
89-28	0 5 1 - 8 9 9 6 2 1 0


END CAPS semi-recessed / surface / suspended

W-H (mm)	ORDER CODE
89-28	0 5 1 - 8 9 9 2 2 1 <input checked="" type="checkbox"/>


LINEAR CONNECTOR semi-recessed / surface

TYPE	L-W (mm)	ORDER CODE
1 pair	60-15	0 5 1 - 8 9 9 2 1 1 0
10 pairs	60-15	0 5 1 - 8 9 9 2 1 1 0 · 1 0

Mounting tools accessories (optional)
DISMOUNTING TOOL

TYPE	ORDER CODE
vacuum cup	0 8 6 - 3 0 0 0 0

Order options

COLOUR TEMPERATURE	:: COLOUR	<input checked="" type="checkbox"/> COLOUR	<input checked="" type="checkbox"/> COLOUR
3000 K	5 traffic white RAL 9016	7 pure white RAL 9010	7
4000 K	6 jet black RAL 9005	8 jet black RAL 9005	8



Electrical accessories (optional)

POWER FEEDER CONNECTOR

TYPE

220-240V | 13A

ORDER CODE

0 5 1 - 8 9 9 2 3 3 0

Order options

COLOUR TEMPERATURE	⚙	COLOUR	<input type="checkbox"/>	COLOUR	<input type="checkbox"/>
3000 K	5	traffic white RAL 9016	7	pure white RAL 9010	7
4000 K	6	jet black RAL 9005	8	jet black RAL 9005	8