



MITA circle 450

suspended

^{EN} Ring shaped luminaire housing in die-cast aluminium; extremely slim design; surface powder coated; suspended; with height adjustable rod suspension (chrome), feed in rod; electronic operating unit installed in the canopy; optional: blind cover to cover the cut-out, held by magnet, available as an accessory; high gloss reflector with faceted design; HPO (High Performance Opal) cover for uniform illumination; either with direct or direct / indirect light distribution; energy-efficient LEDs with very good colour rendering

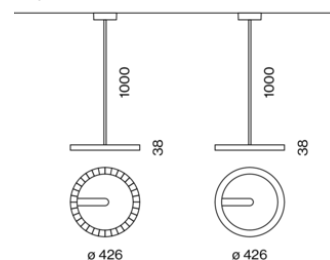
^{IT} Corpo illuminante circolare in alluminio pressofuso; forma estremamente sottile; verniciatura a polvere; sospeso; con asta di sospensione accorciabile (cromata), cavo alimentazione nell'asta di sospensione; alimentatore elettronico montato nel rosone; in opzione: copertura cieca, fissata nel vano interno per mezzo di un magnete, disponibile come accessorio; riflettore ad alta lucentezza con design sfaccettato; diffusore HPO (High Performance Opal) per un'illuminazione omogenea; a scelta con emissione diretta oppure diretta/indiretta; LED ad efficienza energetica con elevata resa cromatica

Quickinfo

3000 K, 4000 K
 CRI \geq 80, CRI \geq 90 / 3 SDCM
 (initial MacAdam)
 UGR \leq 13, UGR \leq 16, UGR \leq 19
 fino a \downarrow 4,750 lm / \uparrow 4,380 lm
 fino a 163 lm/W
 L90 / 50000 h
 DALI-2
 Opal, Reflector
 IP20

Types

suspended



Colore



Riflettore



Distribuzione della luce



dark chrome
reflector option



up to 139 lm/W
(high efficiency)



version with
opal cover



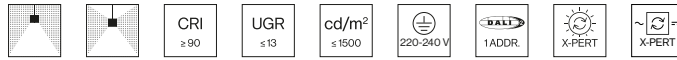
magnetic blind
cover



DIN EN 12464-1
UGR \leq 19

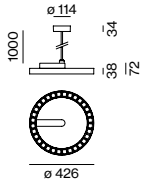


MITA CIRCLE 450 reflector suspended



DIRECT | REFLECTOR (UGR ≤ 19) DALI-2

SYSTEM	COLOUR TEMP.	CRI ≥	REFLECTOR	LUM. FLUX	EFFICACY	ORDER CODE
29.4 W	3000 K	80	chrome	4210 lm	143 lm/W	0 7 4 - 7 6 1 1 5 3 <input checked="" type="checkbox"/> R
			dark chr.	3010 lm	102 lm/W	0 7 4 - 7 6 1 1 5 3 <input checked="" type="checkbox"/> B
	4000 K	90	chrome	3630 lm	123 lm/W	0 7 4 - 7 6 1 1 0 3 <input checked="" type="checkbox"/> R
			dark chr.	2600 lm	88 lm/W	0 7 4 - 7 6 1 1 0 3 <input checked="" type="checkbox"/> B
		80	chrome	4790 lm	163 lm/W	0 7 4 - 7 6 1 1 6 3 <input checked="" type="checkbox"/> R
			dark chr.	3430 lm	117 lm/W	0 7 4 - 7 6 1 1 6 3 <input checked="" type="checkbox"/> B
40.0 W	3000 K	90	chrome	3920 lm	133 lm/W	0 7 4 - 7 6 1 1 1 3 <input checked="" type="checkbox"/> R
			dark chr.	2800 lm	95 lm/W	0 7 4 - 7 6 1 1 1 3 <input checked="" type="checkbox"/> B
	4000 K	80	chrome	5470 lm	137 lm/W	0 7 4 - 7 6 2 1 5 3 <input checked="" type="checkbox"/> R
			dark chr.	3920 lm	98 lm/W	0 7 4 - 7 6 2 1 5 3 <input checked="" type="checkbox"/> B
		90	chrome	4720 lm	118 lm/W	0 7 4 - 7 6 2 1 0 3 <input checked="" type="checkbox"/> R
			dark chr.	3380 lm	85 lm/W	0 7 4 - 7 6 2 1 0 3 <input checked="" type="checkbox"/> B
80	chrome	6230 lm	156 lm/W	0 7 4 - 7 6 2 1 6 3 <input checked="" type="checkbox"/> R		
	dark chr.	4460 lm	112 lm/W	0 7 4 - 7 6 2 1 6 3 <input checked="" type="checkbox"/> B		
90	chrome	5100 lm	128 lm/W	0 7 4 - 7 6 2 1 1 3 <input checked="" type="checkbox"/> R		
	dark chr.	3650 lm	91 lm/W	0 7 4 - 7 6 2 1 1 3 <input checked="" type="checkbox"/> B		



DIRECT / INDIRECT POWER | REFLECTOR (UGR ≤ 19) DALI-2

SYSTEM	COLOUR TEMP.	CRI ≥	REFLECTOR	LUM. FLUX	EFFICACY	ORDER CODE
58.0 W	3000 K	80	chrome	↓4170/↑3850 lm	138 lm/W	0 7 4 - 7 6 5 1 5 3 <input checked="" type="checkbox"/> R
			dark chr.	↓2970/↑3850 lm	118 lm/W	0 7 4 - 7 6 5 1 5 3 <input checked="" type="checkbox"/> B
	4000 K	90	chrome	↓3590/↑3320 lm	119 lm/W	0 7 4 - 7 6 5 1 0 3 <input checked="" type="checkbox"/> R
			dark chr.	↓2560/↑3320 lm	101 lm/W	0 7 4 - 7 6 5 1 0 3 <input checked="" type="checkbox"/> B
		80	chrome	↓4750/↑4380 lm	157 lm/W	0 7 4 - 7 6 5 1 6 3 <input checked="" type="checkbox"/> R
			dark chr.	↓3380/↑4380 lm	134 lm/W	0 7 4 - 7 6 5 1 6 3 <input checked="" type="checkbox"/> B
90	chrome	↓3880/↑3580 lm	129 lm/W	0 7 4 - 7 6 5 1 1 3 <input checked="" type="checkbox"/> R		
	dark chr.	↓2770/↑3580 lm	109 lm/W	0 7 4 - 7 6 5 1 1 3 <input checked="" type="checkbox"/> B		

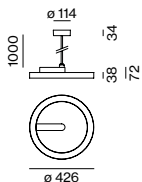


MITA CIRCLE 450 opal suspended



OPAL | DIRECT DALI-2

SYSTEM	COLOUR TEMP.	CRI ≥	LUM. FLUX	EFFICACY	ORDER CODE
24.9 W	3000 K	80	2760 lm	111 lm/W	0 7 4 - 7 6 1 1 5 3 <input checked="" type="checkbox"/> O
		90	2380 lm	96 lm/W	0 7 4 - 7 6 1 1 0 3 <input checked="" type="checkbox"/> O
	4000 K	80	3140 lm	126 lm/W	0 7 4 - 7 6 1 1 6 3 <input checked="" type="checkbox"/> O
		90	2570 lm	103 lm/W	0 7 4 - 7 6 1 1 1 3 <input checked="" type="checkbox"/> O



Order options

COLOUR	
traffic white RAL 9016	7
jet black RAL 9005	8

OPAL | DIRECT / INDIRECT POWER DALI-2

SYSTEM	COLOUR TEMP.	CRI ±	LUM. FLUX	EFFICACY	ORDER CODE
58.0 W	3000 K	80	↓3350/↑3850 lm	124 lm/W	0 7 4 - 7 6 5 1 5 3 <input checked="" type="checkbox"/> O
		90	↓2880/↑3320 lm	107 lm/W	0 7 4 - 7 6 5 1 0 3 <input checked="" type="checkbox"/> O
	4000 K	80	↓3810/↑4380 lm	141 lm/W	0 7 4 - 7 6 5 1 6 3 <input checked="" type="checkbox"/> O
		90	↓3110/↑3580 lm	115 lm/W	0 7 4 - 7 6 5 1 1 3 <input checked="" type="checkbox"/> O

Optical accessories (optional)
BLIND COVER circle 450 ceiling

Ø (mm)	ORDER CODE
339	0 7 4 - 8 9 1 1 6 2 <input checked="" type="checkbox"/> O

Order options

COLOUR	
traffic white RAL 9016	7 <input checked="" type="checkbox"/>
jet black RAL 9005	8 <input checked="" type="checkbox"/>