

## MITA circle 240 / 450

recessed

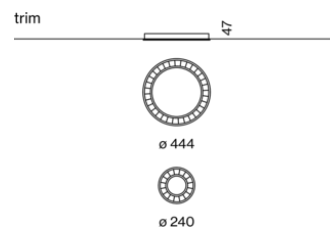
EN Ring shaped luminaire housing in die-cast aluminium; extremely slim design; recessed luminaire with trim; optional: blind cover to cover the cut-out available as an accessory; suitable for ceiling thickness of 2-25 mm; surface powder coated; high gloss reflector with faceted design; energy-efficient LEDs with very good colour rendering

IT Corpo illuminante circolare in alluminio pressofuso; forma estremamente sottile; apparecchio da incasso con bordo perimetrale; in opzione: copertura cieca per l'inserimento nel vano interno disponibile come accessorio; per soffitti di spessore 2-25 mm; verniciatura a polvere; riflettore ad alta lucentezza con design sfaccettato; LED ad efficienza energetica con elevata resa cromatica

### Quickinfo

3000 K, 4000 K, tunable white  
 2700 - 6500 K  
 CRI ≥ 80, CRI ≥ 90 / 3 SDCM  
 (initial MacAdam)  
 UGR ≤ 19  
 fino a 163 lm/W  
 L90 / 100000 h, L90 / 50000 h,  
 L90 / 75000 h  
 DALI-2  
 Reflector  
 IP20

### Types



### Colore



### Riflettore



### Distribuzione della luce




suitable for  
 plasterboard or  
 grid ceilings



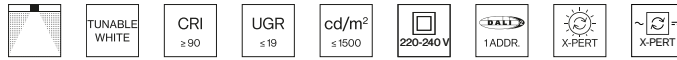
DIN EN 12464-1  
 UGR ≤ 19



tunable white  
 2700 - 6500 K


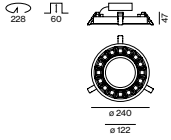


### MITA CIRCLE 240 trim

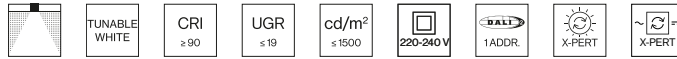


#### REFLECTOR DALI-2

SYSTEM	COLOUR TEMP.	CRI ≥	REFLECTOR	LUM. FLUX	EFFICACY	ORDER CODE	
13.8 W	3000 K	80	chrome	2080 lm	151 lm/W	0 7 4 - 8 1 1 4 5 3 <input checked="" type="checkbox"/> R	
			dark chr.	1490 lm	108 lm/W	0 7 4 - 8 1 1 4 5 3 <input checked="" type="checkbox"/> B	
	4000 K	80	chrome	1810 lm	131 lm/W	0 7 4 - 8 1 1 4 0 3 <input checked="" type="checkbox"/> R	
			dark chr.	1300 lm	94 lm/W	0 7 4 - 8 1 1 4 0 3 <input checked="" type="checkbox"/> B	
	14.2 W	tunable w.	90	chrome	2220 lm	161 lm/W	0 7 4 - 8 1 1 4 6 3 <input checked="" type="checkbox"/> R
				dark chr.	1590 lm	115 lm/W	0 7 4 - 8 1 1 4 6 3 <input checked="" type="checkbox"/> B
3000 K		80	chrome	1810 lm	131 lm/W	0 7 4 - 8 1 1 4 1 3 <input checked="" type="checkbox"/> R	
			dark chr.	1300 lm	94 lm/W	0 7 4 - 8 1 1 4 1 3 <input checked="" type="checkbox"/> B	
4000 K	80	chrome	1670 lm	118 lm/W	0 7 4 - 8 1 1 4 D 3 <input checked="" type="checkbox"/> R		
		dark chr.	1200 lm	85 lm/W	0 7 4 - 8 1 1 4 D 3 <input checked="" type="checkbox"/> B		

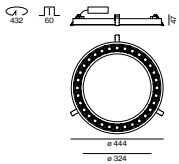


### MITA CIRCLE 450 trim



#### REFLECTOR DALI-2

SYSTEM	COLOUR TEMP.	CRI ≥	REFLECTOR	LUM. FLUX	EFFICACY	ORDER CODE	
28.5 W	tunable w.	90	chrome	3340 lm	117 lm/W	0 7 4 - 8 1 1 6 D 3 <input checked="" type="checkbox"/> R	
			dark chr.	2390 lm	84 lm/W	0 7 4 - 8 1 1 6 D 3 <input checked="" type="checkbox"/> B	
		3000 K	80	chrome	4500 lm	153 lm/W	0 7 4 - 8 1 1 6 5 3 <input checked="" type="checkbox"/> R
				dark chr.	3220 lm	110 lm/W	0 7 4 - 8 1 1 6 5 3 <input checked="" type="checkbox"/> B
		4000 K	80	chrome	3920 lm	133 lm/W	0 7 4 - 8 1 1 6 0 3 <input checked="" type="checkbox"/> R
				dark chr.	2800 lm	95 lm/W	0 7 4 - 8 1 1 6 0 3 <input checked="" type="checkbox"/> B
	40.0 W	3000 K	80	chrome	4790 lm	163 lm/W	0 7 4 - 8 1 1 6 6 3 <input checked="" type="checkbox"/> R
				dark chr.	3430 lm	117 lm/W	0 7 4 - 8 1 1 6 6 3 <input checked="" type="checkbox"/> B
		4000 K	80	chrome	3920 lm	133 lm/W	0 7 4 - 8 1 1 6 1 3 <input checked="" type="checkbox"/> R
				dark chr.	2800 lm	95 lm/W	0 7 4 - 8 1 1 6 1 3 <input checked="" type="checkbox"/> B
		3000 K	80	chrome	5850 lm	146 lm/W	0 7 4 - 8 1 2 6 5 3 <input checked="" type="checkbox"/> R
				dark chr.	4190 lm	105 lm/W	0 7 4 - 8 1 2 6 5 3 <input checked="" type="checkbox"/> B
4000 K	80	chrome	5100 lm	128 lm/W	0 7 4 - 8 1 2 6 0 3 <input checked="" type="checkbox"/> R		
		dark chr.	3650 lm	91 lm/W	0 7 4 - 8 1 2 6 0 3 <input checked="" type="checkbox"/> B		
3000 K	80	chrome	6230 lm	156 lm/W	0 7 4 - 8 1 2 6 6 3 <input checked="" type="checkbox"/> R		
		dark chr.	4460 lm	112 lm/W	0 7 4 - 8 1 2 6 6 3 <input checked="" type="checkbox"/> B		
4000 K	80	chrome	5100 lm	128 lm/W	0 7 4 - 8 1 2 6 1 3 <input checked="" type="checkbox"/> R		
		dark chr.	3650 lm	91 lm/W	0 7 4 - 8 1 2 6 1 3 <input checked="" type="checkbox"/> B		



### Optical accessories (optional)

#### BLIND COVER circle 240

ORDER CODE

0 7 4 - 8 9 1 1 4 1 

#### Order options

COLOUR	
traffic white RAL 9016	7 <input checked="" type="checkbox"/>
jet black RAL 9005	8 <input checked="" type="checkbox"/>



BLIND COVER circle 450

ORDER CODE

0 7 4 - 8 9 1 1 6 1

---

Order options

---

COLOUR	<input checked="" type="checkbox"/>
traffic white RAL 9016	7
jet black RAL 9005	8

# Endress+Hauser GmbH, Vienna

Austria

## Architetto

FOKURA Luxury  
Interior, Reinhard  
Strempl

## Lighting Design

Ing. Gerhard Heil, TB Heil  
& Schafzahl GmbH

## Fotografo


Kurt Kuball




## Prodotti utilizzati



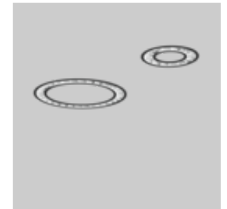
UNICO L4 / L6  
recessed



SONIC suspended



UNICO L4 / L6 basic  
recessed



MITA circle 240 / 450  
recessed



