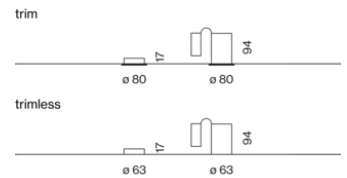




Quickinfo

6500 K
fino a 217 lm/W
DALI-2 ESSENTIAL sensor,
DALI-2 SENSE sensor
front IP20, IP40, back IP20

Types



Colore



Set di montaggio



SASSO 60 round sensor / emergency

^{EN} Round inset (Emergency Light or Sensor); installation without tools in mounting set (trimless or with trim); surface lacquered; installation possible in different housings; LED emergency light inset: 3 variants with different test possibilities - Basic with test button, selftest with status LED or Pro DALI with monitoring via DALI; sensor with DALI-2 control: 2 variants - Basic with brightness and presence sensor or Pro with additional temperature, humidity, air quality and noise level measurement

□ Insetto lum. rotondo (luce di emerg. o sensore); montaggio senza bisogno di utensili nel set di fissaggio (con o senza bordo perimetrale); verniciatura; incasso possibile in vari telai; inserto per luce di emerg. a LED: 3 varianti con diversi modi - Basic con pulsante di test, autotest con LED di stato o Pro DALI con monitoraggio via DALI; sensore con controllo DALI-2: 2 varianti - Basic con sensore di luminosità e presenza o Pro con misurazione aggiuntiva di temperatura, umidità, qualità dell'aria e livello di rumore



quick mounting
in soft acoustic
ceilings



SASSO 60 round sensor essential



DALI-2 ESSENTIAL sensor

COLOUR

jet black

traffic white

ORDER CODE

0 4 8 - 2 6 9 3 1 1 1

0 4 8 - 2 6 9 3 1 1 7



SASSO 60 round sensor sense



DALI-2 SENSE sensor

COLOUR

jet black

traffic white

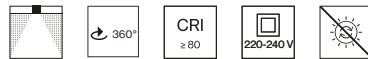
ORDER CODE

0 4 8 - 2 6 9 3 1 2 1

0 4 8 - 2 6 9 3 1 2 7



SASSO 60 round emergency light



3H | BASIC | SPOT LENS / ESCAPE ROUTE LENS / ANTI PANIC LENS 21°-149°x150°, CRI ≥ 80

SYSTEM	COLOUR TEMP.	LUM. FLUX	EFFICACY	ORDER CODE
1.0 W	6500 K	217 lm	217 lm/W	0 4 8 - 2 6 9 3 2 1 <input checked="" type="checkbox"/>

incl. 3 interchangeable lenses



3H | SELFTEST | SPOT LENS / ESCAPE ROUTE LENS / ANTI PANIC LENS 21°-149°x150°, CRI ≥ 80

SYSTEM	COLOUR TEMP.	LUM. FLUX	EFFICACY	ORDER CODE
1.0 W	6500 K	217 lm	217 lm/W	0 4 8 - 2 6 9 3 2 2 <input checked="" type="checkbox"/>

incl. 3 interchangeable lenses

3H | PRO | SPOT LENS / ESCAPE ROUTE LENS / ANTI PANIC LENS 21°-149°x150°, CRI ≥ 80

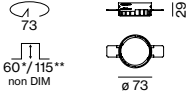

SYSTEM	COLOUR TEMP.	LUM. FLUX	EFFICACY	ORDER CODE
1.0 W	6500 K	217 lm	217 lm/W	0 4 8 - 2 6 9 3 2 3 <input checked="" type="checkbox"/>

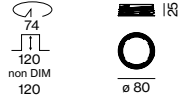

incl. 3 interchangeable lenses

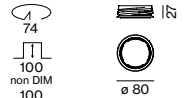

Order options

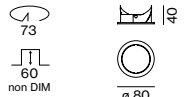

COLOUR	<input checked="" type="checkbox"/>	COLOUR	
jet black RAL 9005	1	white aluminium	RAL 9006
traffic white RAL 9016	7	traffic black	RAL 9017

Mounting accessories (required)

 73 60*/115** non DIM 120 DALI-2 145 loop through function		 120 ø 73 * SASSO 60 ** SPIO 60		MOUNTING SET trimless for plasterboard ceilings		COLOUR	PLASTERBOARD CEILING THICKNESS	Ø-H (mm)	ORDER CODE
				traffic white	12.5/15/25 mm		73-29	0 4 8 - 2 6 9 6 1 1 7	
for SASSO 60 round SPIO 60 downlight									


 74 120 non DIM 120 DALI-2 145 loop through function		 120 ø 80		MOUNTING SET trimless for soft acoustic ceilings		COLOUR	CEILING THICKNESS	Ø-H (mm)	ORDER CODE
				traffic white	25-40 mm		80-25	0 4 8 - 2 6 9 6 1 9 7	

 74 100 non DIM 100 DALI-2 125 loop through function		 120 ø 80		MOUNTING SET with trim for soft acoustic ceilings, 25-40 mm		COLOUR	Ø-H (mm)	ORDER CODE
				traffic white			80-27	0 4 8 - 2 6 9 6 3 9 7
				jet black			80-27	0 4 8 - 2 6 9 6 3 9 8

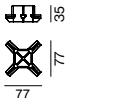

 73 60 non DIM 100 DALI-2 125 loop through function		 40 ø 80		MOUNTING SET with trim 1 lamp for intermediate ceilings, 2-25 mm		COLOUR	Ø-H (mm)	ORDER CODE
				traffic white			80-40	0 4 8 - 2 6 9 6 3 1 7
				jet black			80-40	0 4 8 - 2 6 9 6 3 1 8

Mounting accessories (optional)

 230 162		EXPOSED CONCRETE MOUNTING HOUSING		COLOUR	L-W-H (mm)	ORDER CODE
				white aluminium	230-230-162	0 4 8 - 2 6 9 5 2 1 0

 ø 307 120  ø 614		PRIMED CONCRETE MOUNTING HOUSING		L-W-H (mm)	ORDER CODE
				614-307-120	0 4 8 - 2 6 9 5 1 1 0
order mounting set separately					

Mounting tools accessories (optional)

 35  77		MOUNTING TOOL for soft acoustic ceilings		COLOUR	L-W-H (mm)	ORDER CODE
				traffic black	77-77-35	0 4 8 - 2 6 9 5 9 1 8

Order options

COLOUR	<input checked="" type="checkbox"/>	COLOUR	
jet black RAL 9005	1	white aluminium	RAL 9006
traffic white RAL 9016	7	traffic black	RAL 9017



Electrical accessories (optional)

REPLACEMENT ACCUPACK

TYPE

3h battery life

ORDER CODE

0 4 8 - 2 6 9 3 9 1 0

Order options

COLOUR

jet black RAL 9005

traffic white RAL 9016



COLOUR

white aluminium

traffic black

RAL 9006

RAL 9017