

II



II



TASK S

suspended

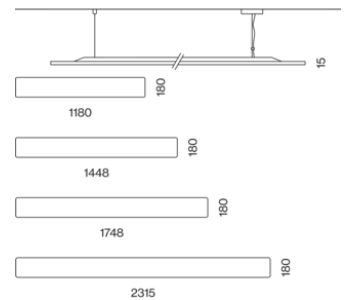
^{EN} Rectangular housing made of aluminium with rounded edges; ultra low-profile design (only 15 mm); surface powder coated; 1500mm cable suspension, toolless height adjustment; incl. feeder cable; direct or direct/indirect light distribution by LGP body (Light Guiding Prism); side coupled light, directed downwards or up and down by laser engraving; light control via highly reflective reflector material; optional: indirect light component with special PCBs for increased luminous flux and maximum ceiling illumination; completely homogeneous illumination; energy-efficient LEDs with very good colour rendering; canopy with 2 cable openings and plug-in terminal for through wiring

II Corpo illuminante rettangolare in alluminio con bordi arrotondati; forma ultrapiatta (solo 15 mm); verniciatura a polvere; cavo di 1500 mm regolabile in altezza senza attrezzi; incl. cavo di alimentazione; distribuzione della luce diretta o diretta/indiretta con sistema LGP-Body (Light Guiding Prism); luce convogliata lateralmente e direzionata in basso o in basso e e su tramite incisione laser; direzionamento della luce con materiale del riflettore altamente riflettente; in opzione: percentuale indiretta con piastre a flusso luminoso potenziato e massima illuminazione del soffitto; illuminazione assolutamente omogenea; LED ad efficienza energetica con elevata resa cromatica; rosone con 2 ingressi cavi e morsetto per cablaggio passante

Quickinfo

3000 K, 4000 K, tunable white
 2700 - 6500 K
 CRI ≥ 80, CRI ≥ 90 / 3 SDCM
 (initial MacAdam)
 UGR ≤ 16, UGR ≤ 19
 fino a ↓ 5,010 lm / ↑ 3,270 lm
 fino a 133 lm/W
 L85 / 50000 h, L90 / 50000 h
 DALI-2, sensore ESSENTIAL
 autonomo
 Microprismatic
 IP20

Types



Colore



Distribuzione della luce



DiiA[®] standards
 251, 252, 253



direct / indirect
 illumination



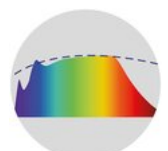
system solution




DIN EN 12464-1
 UGR ≤ 19



tunable white
 2700 - 6500 K



CRI ≥ 98
 XPECTRUM
 (optional)



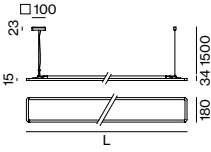
TASK S suspended



DIRECT / INDIRECT 2700-6500K POWER CRI ≥ 90

SYSTEM	LENGTH	COLOUR TEMP.	LUM. FLUX	EFFICACY	ORDER CODE
21.7 W	1180 mm	↓ 3000 K/ ↑ tunable w.	↓1430/↑1250 lm	124 lm/W	0 5 9 - 5 2 D 4 0 3 <input checked="" type="checkbox"/> K
		↓ 4000 K/ ↑ tunable w.	↓1550/↑1250 lm	129 lm/W	0 5 9 - 5 2 D 4 1 3 <input checked="" type="checkbox"/> K
27.2 W	1448 mm	↓ 3000 K/ ↑ tunable w.	↓1790/↑1560 lm	123 lm/W	0 5 9 - 5 2 D 5 0 <input checked="" type="checkbox"/> K
		↓ 4000 K/ ↑ tunable w.	↓1940/↑1560 lm	129 lm/W	0 5 9 - 5 2 D 5 1 <input checked="" type="checkbox"/> K
32.0 W	1748 mm	↓ 3000 K/ ↑ tunable w.	↓2150/↑1870 lm	126 lm/W	0 5 9 - 5 2 D 6 0 <input checked="" type="checkbox"/> K
		↓ 4000 K/ ↑ tunable w.	↓2320/↑1870 lm	131 lm/W	0 5 9 - 5 2 D 6 1 <input checked="" type="checkbox"/> K
42.0 W	2315 mm	↓ 3000 K/ ↑ tunable w.	↓2870/↑2500 lm	128 lm/W	0 5 9 - 5 2 D 8 0 <input checked="" type="checkbox"/> K
		↓ 4000 K/ ↑ tunable w.	↓3100/↑2500 lm	133 lm/W	0 5 9 - 5 2 D 8 1 <input checked="" type="checkbox"/> K

version with sensor: length + 9 mm



DIRECT / INDIRECT POWER | TUNABLE WHITE 2700 - 6500 K, CRI ≥ 80

SYSTEM	LENGTH	COLOUR TEMP.	LUM. FLUX	EFFICACY	ORDER CODE
35.0 W	1180 mm	tunable w.	↓2500/↑1490 lm	114 lm/W	0 5 9 - 5 2 6 4 D <input checked="" type="checkbox"/> K
43.0 W	1448 mm	tunable w.	↓3130/↑1860 lm	116 lm/W	0 5 9 - 5 2 6 5 D <input checked="" type="checkbox"/> K
51.0 W	1748 mm	tunable w.	↓3760/↑2230 lm	117 lm/W	0 5 9 - 5 2 6 6 D <input checked="" type="checkbox"/> K
67.0 W	2315 mm	tunable w.	↓5010/↑2970 lm	119 lm/W	0 5 9 - 5 2 6 8 D <input checked="" type="checkbox"/> K

version with sensor: length + 9 mm

DIRECT / INDIRECT SOFT CRI ≥ 90

SYSTEM	LENGTH	COLOUR TEMP.	LUM. FLUX	EFFICACY	ORDER CODE
19.5 W	1180 mm	3000 K	↓1900/↑327 lm	114 lm/W	0 5 9 - 5 2 5 4 0 <input checked="" type="checkbox"/> K
		4000 K	↓2020/↑347 lm	122 lm/W	0 5 9 - 5 2 5 4 1 <input checked="" type="checkbox"/> K
24.4 W	1448 mm	3000 K	↓2380/↑408 lm	114 lm/W	0 5 9 - 5 2 5 5 0 <input checked="" type="checkbox"/> K
		4000 K	↓2540/↑435 lm	122 lm/W	0 5 9 - 5 2 5 5 1 <input checked="" type="checkbox"/> K
29.2 W	1748 mm	3000 K	↓2860/↑490 lm	115 lm/W	0 5 9 - 5 2 5 6 0 <input checked="" type="checkbox"/> K
		4000 K	↓3040/↑521 lm	122 lm/W	0 5 9 - 5 2 5 6 1 <input checked="" type="checkbox"/> K
38.0 W	2315 mm	3000 K	↓3810/↑653 lm	117 lm/W	0 5 9 - 5 2 5 8 0 <input checked="" type="checkbox"/> K
		4000 K	↓4050/↑695 lm	125 lm/W	0 5 9 - 5 2 5 8 1 <input checked="" type="checkbox"/> K

version with sensor: length + 9 mm

DIRECT / INDIRECT POWER CRI ≥ 90


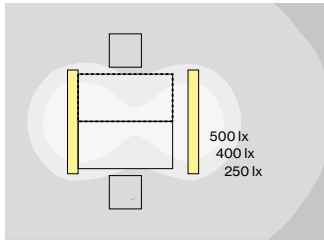
SYSTEM	LENGTH	COLOUR TEMP.	LUM. FLUX	EFFICACY	ORDER CODE
28.9 W	1180 mm	3000 K	↓1890/↑1540 lm	119 lm/W	0 5 9 - 5 2 6 4 0 <input checked="" type="checkbox"/> K
		4000 K	↓2010/↑1640 lm	126 lm/W	0 5 9 - 5 2 6 4 1 <input checked="" type="checkbox"/> K
36.0 W	1448 mm	3000 K	↓2360/↑1920 lm	119 lm/W	0 5 9 - 5 2 6 5 0 <input checked="" type="checkbox"/> K
		4000 K	↓2520/↑2050 lm	127 lm/W	0 5 9 - 5 2 6 5 1 <input checked="" type="checkbox"/> K
43.0 W	1748 mm	3000 K	↓2840/↑2310 lm	120 lm/W	0 5 9 - 5 2 6 6 0 <input checked="" type="checkbox"/> K
		4000 K	↓3020/↑2460 lm	127 lm/W	0 5 9 - 5 2 6 6 1 <input checked="" type="checkbox"/> K
57.0 W	2315 mm	3000 K	↓3780/↑3080 lm	120 lm/W	0 5 9 - 5 2 6 8 0 <input checked="" type="checkbox"/> K
		4000 K	↓4030/↑3270 lm	128 lm/W	0 5 9 - 5 2 6 8 1 <input checked="" type="checkbox"/> K

version with sensor: length + 9 mm

Order options

CONTROL		COLOUR	
DALI-2	3	special colours	X
stand alone ESSENTIAL sensor	7	pure white RAL 9010	7
		jet black RAL 9005	8

Planning Information



TASK S suspended, 1748 mm
44 W, 4000 K, direct/indirect power

ROOM VALUES

Room dimensions	5.4 × 4 × 2.8 m
Reflection factor	0.7 0.5 0.2
Maintenance factor	0.8
Suspension height	2.25 m

CALCULATION SURFACE

Surface dimensions	1.6 × 0.8 m
Surface height	0.75 m
Average illuminance (E_m)	> 500 lx
Uniformity (U_0)	> 0.6

GLARE EVALUATION

Table Classification	X=4H Y=8H S=0.25H
UGR transversal	≤ 19
UGR axial	≤ 19

Order options

CONTROL		COLOUR	
DALI-2	3	special colours	X
stand alone ESSENTIAL sensor	7	pure white RAL 9010	7
		jet black RAL 9005	8