

TASK

ceiling

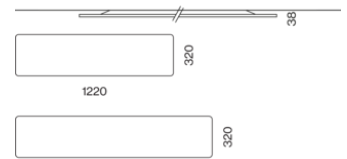
EN Rectangular housing made of aluminium with rounded edges; ultra low-profile design (only 15 mm); surface powder coated; convenient quick mounting system without tools; direct light distribution by LGP body (Light Guiding Prism); side coupled light directed downwards by laser engraving; light control via highly reflective reflector material; completely homogeneous illumination; energy-efficient LEDs with very good colour rendering; luminaire with 2 cable openings and plug-in terminals for through wiring

IT Corpo illuminante rettangolare in alluminio con bordi arrotondati; forma ultrapiatta (solo 15 mm); verniciatura a polvere; pratico sistema di montaggio rapido senza utensili; distribuzione della luce diretta con sistema LGP-Body (Light Guiding Prism); luce convogliata lateralmente e direzionata in basso tramite incisione laser; direzionamento della luce con materiale del riflettore altamente riflettente; illuminazione assolutamente omogenea; LED ad efficienza energetica con elevata resa cromatica; apparecchio con 2 ingressi cavi e morsetto per cablaggio passante

Quickinfo

3000 K, 4000 K, tunable white
2700 - 6500 K
CRI \geq 80, CRI \geq 90 / 3 SDCM
(initial MacAd)
UGR \leq 19
fino a 129 lm/W
L85 / 50000 h, L90 / 50000 h
DALI-2
Microprismatic
IP20

Types



Colore



Distribuzione della luce



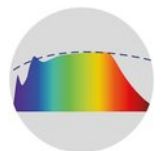
DiiA® standards
251, 252, 253



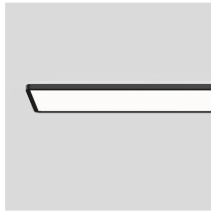
DIN EN 12464-1
UGR \leq 19



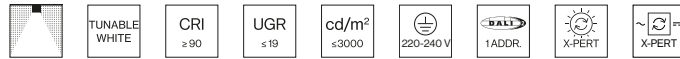
tunable white
2700 – 6500 K



CRI \geq 98
XPECTRUM
(optional)

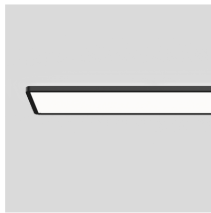
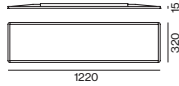


TASK 1200 ceiling

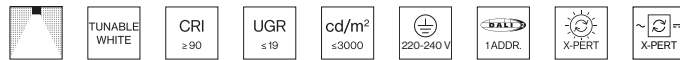


MICROPRISMATIC | DIRECT DALI-2

SYSTEM	COLOUR TEMP.	LUM. FLUX	EFFICACY	ORDER CODE
28.4 W	3000 K, CRI ≥ 90	3440 lm	121 lm/W	0 5 9 - 2 1 1 4 0 3 <input checked="" type="checkbox"/> K
	4000 K, CRI ≥ 90	3660 lm	129 lm/W	0 5 9 - 2 1 1 4 1 3 <input checked="" type="checkbox"/> K
29.2 W	tunable w., CRI ≥ 80	3470 lm	119 lm/W	0 5 9 - 2 1 1 4 D 3 <input checked="" type="checkbox"/> K

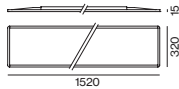


TASK 1500 ceiling

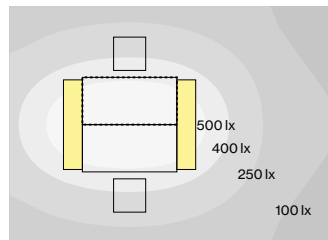


MICROPRISMATIC | DIRECT DALI-2

SYSTEM	COLOUR TEMP.	LUM. FLUX	EFFICACY	ORDER CODE
36.0 W	3000 K, CRI ≥ 90	4300 lm	119 lm/W	0 5 9 - 2 1 1 5 0 3 <input checked="" type="checkbox"/> K
	4000 K, CRI ≥ 90	4570 lm	127 lm/W	0 5 9 - 2 1 1 5 1 3 <input checked="" type="checkbox"/> K
37.0 W	tunable w., CRI ≥ 80	4330 lm	117 lm/W	0 5 9 - 2 1 1 5 D 3 <input checked="" type="checkbox"/> K



Planning Information



TASK 1500 ceiling
36W, 4000K, direct

ROOM VALUES


Room dimensions	5.4 × 4 × 2.8 m
Reflection factor	0.7 0.5 0.2
Maintenance factor	0.8

CALCULATION SURFACE

Surface dimensions	1.6 × 0.8 m
Surface height	0.75 m
Average illuminance (E_m)	> 500 lx
Uniformity (U_0)	> 0.6

GLARE EVALUATION

Table Classification	X=4H Y=8H S=0.25H
UGR transversal	≤ 19
UGR axial	≤ 19
	≥ 65° ≤ 3000 cd/m²



Order options

COLOUR	
pure white RAL 9010	<input checked="" type="checkbox"/> 7
jet black RAL 9005	<input type="checkbox"/> 8
special colours	<input type="checkbox"/> X