



## SASSO 100 round

suspended

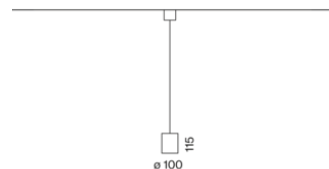
<sup>EN</sup> Cylindrical spotlight made of aluminium; surface light inset lacquered; surface housing powder coated; pendant fitting with cable suspension; incl. feed (black or white); can be individually shortened; precise radiation characteristic due to high quality lens system; COB (Chip on Board) technology for maximum efficiency; no multiple shadows; efficient LEDs with very good colour rendering; canopy for through wiring; converter included in canopy

<sup>IT</sup> Faretto cilindrico in alluminio; superficie dell'insero verniciata; superficie housing verniciata a polv.; sospeso con cavo a sospensione; incl. cavo di alimentazione (nero o bianco); accorciabile a piacere; emissione precisa con ottica lenticolare di alta qualità; tecnologia COB (Chip on Board) per la massima efficienza; assenza di ombre multiple; LED efficienti con alta resa cromatica; rosone per cablaggio passante; convertitore integrato nel rosone

### Quickinfo

2700 K, 3000 K, 3500 K, 4000 K  
 CRI  $\geq$  90 / 2 SDCM (initial MacAdam)  
 UGR  $\leq$  13, UGR  $\leq$  16, UGR  $\leq$  19  
 fino a 99 lm/W  
 L80 / 50000 h  
 DALI-2, non DIM  
 IP20

### Types



### Colore



### Colore interno



### Distribuzione della luce



glare control  
(UGR  $\leq$  16)



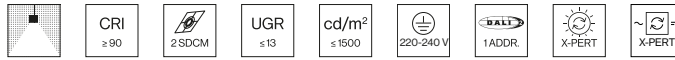
easy mounting  
no visible  
screws



CRI  $\geq$  95 2  
SDCM  
(optional)



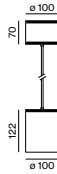
## SASSO 100 round downlight suspended



### SPOT 19°, CRI ≥ 90

SYSTEM	COLOUR TEMP.	LUM. FLUX	EFFICACY	ORDER CODE
17.9 W	2700 K	1430 lm	80 lm/W	0 4 8 - 3 4 2 0 9 <input checked="" type="checkbox"/> <input checked="" type="checkbox"/> <input checked="" type="checkbox"/> S
	3000 K	1480 lm	83 lm/W	0 4 8 - 3 4 2 0 0 <input checked="" type="checkbox"/> <input checked="" type="checkbox"/> <input checked="" type="checkbox"/> S
	3500 K	1510 lm	84 lm/W	0 4 8 - 3 4 2 0 2 <input checked="" type="checkbox"/> <input checked="" type="checkbox"/> <input checked="" type="checkbox"/> S
	4000 K	1550 lm	87 lm/W	0 4 8 - 3 4 2 0 1 <input checked="" type="checkbox"/> <input checked="" type="checkbox"/> <input checked="" type="checkbox"/> S

The data values for the luminous flux may differ for specific order options by -6%. Luminous flux value refers to inner colour traffic white.



### MEDIUM 33°, CRI ≥ 90

SYSTEM	COLOUR TEMP.	LUM. FLUX	EFFICACY	ORDER CODE
17.9 W	2700 K	1440 lm	80 lm/W	0 4 8 - 3 4 2 0 9 <input checked="" type="checkbox"/> <input checked="" type="checkbox"/> <input checked="" type="checkbox"/> M
	3000 K	1480 lm	83 lm/W	0 4 8 - 3 4 2 0 0 <input checked="" type="checkbox"/> <input checked="" type="checkbox"/> <input checked="" type="checkbox"/> M
	3500 K	1520 lm	85 lm/W	0 4 8 - 3 4 2 0 2 <input checked="" type="checkbox"/> <input checked="" type="checkbox"/> <input checked="" type="checkbox"/> M
	4000 K	1550 lm	87 lm/W	0 4 8 - 3 4 2 0 1 <input checked="" type="checkbox"/> <input checked="" type="checkbox"/> <input checked="" type="checkbox"/> M

The data values for the luminous flux may differ for specific order options by -7%. Luminous flux value refers to inner colour traffic white.

### FLOOD 44°-45°, CRI ≥ 90

SYSTEM	COLOUR TEMP.	LUM. FLUX	EFFICACY	ORDER CODE
17.9 W	2700 K	1600 lm	89 lm/W	0 4 8 - 3 4 2 0 9 <input checked="" type="checkbox"/> <input checked="" type="checkbox"/> <input checked="" type="checkbox"/> F
	3000 K	1650 lm	92 lm/W	0 4 8 - 3 4 2 0 0 <input checked="" type="checkbox"/> <input checked="" type="checkbox"/> <input checked="" type="checkbox"/> F
	3500 K	1690 lm	94 lm/W	0 4 8 - 3 4 2 0 2 <input checked="" type="checkbox"/> <input checked="" type="checkbox"/> <input checked="" type="checkbox"/> F
	4000 K	1720 lm	96 lm/W	0 4 8 - 3 4 2 0 1 <input checked="" type="checkbox"/> <input checked="" type="checkbox"/> <input checked="" type="checkbox"/> F

### WIDE FLOOD 65°-66°, CRI ≥ 90

SYSTEM	COLOUR TEMP.	LUM. FLUX	EFFICACY	ORDER CODE
17.9 W	2700 K	1640 lm	92 lm/W	0 4 8 - 3 4 2 0 9 <input checked="" type="checkbox"/> <input checked="" type="checkbox"/> <input checked="" type="checkbox"/> W
	3000 K	1700 lm	95 lm/W	0 4 8 - 3 4 2 0 0 <input checked="" type="checkbox"/> <input checked="" type="checkbox"/> <input checked="" type="checkbox"/> W
	3500 K	1730 lm	97 lm/W	0 4 8 - 3 4 2 0 2 <input checked="" type="checkbox"/> <input checked="" type="checkbox"/> <input checked="" type="checkbox"/> W
	4000 K	1770 lm	99 lm/W	0 4 8 - 3 4 2 0 1 <input checked="" type="checkbox"/> <input checked="" type="checkbox"/> <input checked="" type="checkbox"/> W

## Optical accessories (optional)



### HONEYCOMB LOUVER for BO 55 | JUST 55 | SASSO 100

COLOUR	Ø-H (mm)	ORDER CODE
jet black	50-3	0 0 7 - 1 9 6 5 5 9 8

## Order options

CONTROL		COLOUR		INNER COLOUR	
non DIM	1	jet black RAL 9005	1	jet black RAL 9005	1
DALI-2	3	traffic white RAL 9016	7	matt silver	4
				traffic white RAL 9016	7
				gold dust RAL 260-M	9

# Waterdrop Headquarters, Vienna

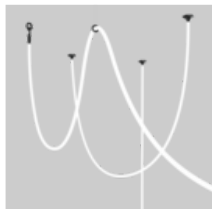
Austria

**Architetto**  
AllesWirdGut  
Architekten

**Fotografo**  
tschinkersten fotografie



## Prodotti utilizzati



**JANE semi-recessed / surface / suspended**



**BETO suspended**



**SASSO 100 round ceiling**



**SASSO 100 round suspended**

