

UNICO L4 / L6 basic

recessed

^{EN} Rectangular recessed multi-downlight made of die-cast aluminium; equipped with four (L4) / six (L6) individually selectable or pre-specified, customised light elements; installation without tools in mounting set with ball catch system; easy electrical installation by means of reverse polarity protected plug-in connections; suitable for ceiling thickness of 2-25mm; surface powder coated; installation possible in different housings; high-quality reflector with micro-faceted, aluminum-vaporised surface; precise radiation characteristic with different symmetrical light distributions; or with asymmetric light distribution; energy-efficient high power LEDs with very good colour rendering; clank-free

Downlight multiplo rettangolare da incasso in alluminio pressofuso; dotata di quattro (L4) / sei (L6) lenti selezionabili individualmente o definite per applicazioni specifiche; set di fissaggio con cuscinetto a sfera, senza bisogno di utensili; montaggio elettrico semplice grazie a collegamenti a spina a prova di polarizzazione inversa; per soffitti di spessore 2-25mm; verniciatura a polvere; incasso possibile in vari telai; riflettore di alta qualità con superficie a micro-faccette e vaporizzata in alluminio; emissione precisa con diversi fasci luminosi simmetrici; o con distribuzione asimmetrica della luce; LED high power a risparmio energetico con ottima resa cromatica; senza distorsione

Quickinfo

2700 K, 3000 K, 3500 K, 4000 K
 CRI \geq 90 / 2 SDCM (initial MacAdam), 3 SDCM (initial MacAdam)
 UGR \leq 10, UGR \leq 16, UGR \leq 19
 fino a 134 lm/W
 L85 / 50000 h, L90 / 50000 h
 DALI-2, non DIM
 front IP20

Types



Colore



Set di montaggio



Distribuzione della luce




Diia® standards
 251, 252, 253



one luminaire
 multiple scenes



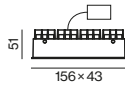
plug / socket
 connector



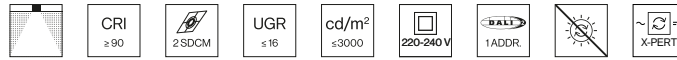
black & gold
 reflector
 (optional)



tunable white
 2700 – 5000 K
 (optional)



UNICO L4 basic high efficient



FLOOD ROUND 46°, CRI ≥ 90

SYSTEM	COLOUR TEMP.	LUM. FLUX	EFFICACY	ORDER CODE
11.6 W	2700 K	1330 lm	115 lm/W	0 9 0 - 7 L 4 9 ◆ C 0 ■ 3 1
	3000 K	1330 lm	115 lm/W	0 9 0 - 7 L 4 0 ◆ C 0 ■ 3 1
	3500 K	1380 lm	119 lm/W	0 9 0 - 7 L 4 2 ◆ C 0 ■ 3 1
	4000 K	1410 lm	122 lm/W	0 9 0 - 7 L 4 1 ◆ C 0 ■ 3 1

WIDE FLOOD ROUND 71°, CRI ≥ 90

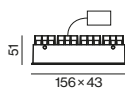
SYSTEM	COLOUR TEMP.	LUM. FLUX	EFFICACY	ORDER CODE
11.6 W	2700 K	1360 lm	117 lm/W	0 9 0 - 7 L 4 9 ◆ D 0 ■ 3 1
	3000 K	1360 lm	117 lm/W	0 9 0 - 7 L 4 0 ◆ D 0 ■ 3 1
	3500 K	1420 lm	122 lm/W	0 9 0 - 7 L 4 2 ◆ D 0 ■ 3 1
	4000 K	1450 lm	125 lm/W	0 9 0 - 7 L 4 1 ◆ D 0 ■ 3 1

FLOOD SQUARE 54°, CRI ≥ 90

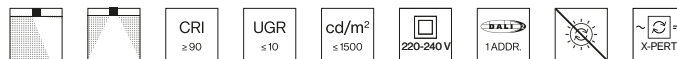
SYSTEM	COLOUR TEMP.	LUM. FLUX	EFFICACY	ORDER CODE
11.6 W	2700 K	1390 lm	120 lm/W	0 9 0 - 7 L 4 9 ◆ F 0 ■ 3 1
	3000 K	1390 lm	120 lm/W	0 9 0 - 7 L 4 0 ◆ F 0 ■ 3 1
	3500 K	1450 lm	125 lm/W	0 9 0 - 7 L 4 2 ◆ F 0 ■ 3 1
	4000 K	1480 lm	128 lm/W	0 9 0 - 7 L 4 1 ◆ F 0 ■ 3 1

WIDE FLOOD SQUARE 71°, CRI ≥ 90

SYSTEM	COLOUR TEMP.	LUM. FLUX	EFFICACY	ORDER CODE
11.6 W	2700 K	1430 lm	123 lm/W	0 9 0 - 7 L 4 9 ◆ G 0 ■ 3 1
	3000 K	1430 lm	123 lm/W	0 9 0 - 7 L 4 0 ◆ G 0 ■ 3 1
	3500 K	1490 lm	128 lm/W	0 9 0 - 7 L 4 2 ◆ G 0 ■ 3 1
	4000 K	1520 lm	131 lm/W	0 9 0 - 7 L 4 1 ◆ G 0 ■ 3 1



UNICO L4 basic



SPOT ROUND 15°, chrome reflector, CRI ≥ 90

SYSTEM	COLOUR TEMP.	LUM. FLUX	EFFICACY	ORDER CODE
13.1 W	2700 K	816 lm	62 lm/W	0 9 0 - 7 L 4 4 ◆ K 0 0 2 1
	3000 K	870 lm	66 lm/W	0 9 0 - 7 L 4 5 ◆ K 0 0 2 1
	4000 K	934 lm	71 lm/W	0 9 0 - 7 L 4 6 ◆ K 0 0 2 1

Order options

CONTROL	◆	COLOUR	■	COLOUR
non DIM	1	black reflector	B	jet black RAL 9005
DALI-2	3	chrome reflector	0	traffic white RAL 9016

NARROW MEDIUM ROUND 22°, chrome reflector, CRI ≥ 90

SYSTEM	COLOUR TEMP.	LUM. FLUX	EFFICACY	ORDER CODE
13.1 W	2700 K	830 lm	63 lm/W	0 9 0 - 7 L 4 4 <input checked="" type="checkbox"/> N 0 0 2 1
	3000 K	884 lm	67 lm/W	0 9 0 - 7 L 4 5 <input checked="" type="checkbox"/> N 0 0 2 1
	4000 K	949 lm	72 lm/W	0 9 0 - 7 L 4 6 <input checked="" type="checkbox"/> N 0 0 2 1

MEDIUM ROUND 33°, CRI ≥ 90

SYSTEM	COLOUR TEMP.	LUM. FLUX	EFFICACY	ORDER CODE
13.1 W	2700 K	1110 lm	85 lm/W	0 9 0 - 7 L 4 4 <input checked="" type="checkbox"/> B 0 <input checked="" type="checkbox"/> 2 1
	3000 K	1180 lm	90 lm/W	0 9 0 - 7 L 4 5 <input checked="" type="checkbox"/> B 0 <input checked="" type="checkbox"/> 2 1
	4000 K	1270 lm	97 lm/W	0 9 0 - 7 L 4 6 <input checked="" type="checkbox"/> B 0 <input checked="" type="checkbox"/> 2 1

FLOOD ROUND 49°, CRI ≥ 90

SYSTEM	COLOUR TEMP.	LUM. FLUX	EFFICACY	ORDER CODE
13.1 W	2700 K	1280 lm	98 lm/W	0 9 0 - 7 L 4 4 <input checked="" type="checkbox"/> C 0 <input checked="" type="checkbox"/> 2 1
	3000 K	1360 lm	104 lm/W	0 9 0 - 7 L 4 5 <input checked="" type="checkbox"/> C 0 <input checked="" type="checkbox"/> 2 1
	4000 K	1460 lm	111 lm/W	0 9 0 - 7 L 4 6 <input checked="" type="checkbox"/> C 0 <input checked="" type="checkbox"/> 2 1

WIDE FLOOD ROUND 72°, CRI ≥ 90

SYSTEM	COLOUR TEMP.	LUM. FLUX	EFFICACY	ORDER CODE
13.1 W	2700 K	1260 lm	96 lm/W	0 9 0 - 7 L 4 4 <input checked="" type="checkbox"/> D 0 <input checked="" type="checkbox"/> 2 1
	3000 K	1350 lm	103 lm/W	0 9 0 - 7 L 4 5 <input checked="" type="checkbox"/> D 0 <input checked="" type="checkbox"/> 2 1
	4000 K	1440 lm	110 lm/W	0 9 0 - 7 L 4 6 <input checked="" type="checkbox"/> D 0 <input checked="" type="checkbox"/> 2 1

MEDIUM SQUARE 32°, CRI ≥ 90

SYSTEM	COLOUR TEMP.	LUM. FLUX	EFFICACY	ORDER CODE
13.1 W	2700 K	1090 lm	83 lm/W	0 9 0 - 7 L 4 4 <input checked="" type="checkbox"/> E 0 <input checked="" type="checkbox"/> 2 1
	3000 K	1160 lm	89 lm/W	0 9 0 - 7 L 4 5 <input checked="" type="checkbox"/> E 0 <input checked="" type="checkbox"/> 2 1
	4000 K	1250 lm	95 lm/W	0 9 0 - 7 L 4 6 <input checked="" type="checkbox"/> E 0 <input checked="" type="checkbox"/> 2 1

FLOOD SQUARE 56°, CRI ≥ 90

SYSTEM	COLOUR TEMP.	LUM. FLUX	EFFICACY	ORDER CODE
13.1 W	2700 K	1300 lm	99 lm/W	0 9 0 - 7 L 4 4 <input checked="" type="checkbox"/> F 0 <input checked="" type="checkbox"/> 2 1
	3000 K	1380 lm	105 lm/W	0 9 0 - 7 L 4 5 <input checked="" type="checkbox"/> F 0 <input checked="" type="checkbox"/> 2 1
	4000 K	1480 lm	113 lm/W	0 9 0 - 7 L 4 6 <input checked="" type="checkbox"/> F 0 <input checked="" type="checkbox"/> 2 1

WIDE FLOOD SQUARE 71°, CRI ≥ 90

SYSTEM	COLOUR TEMP.	LUM. FLUX	EFFICACY	ORDER CODE
13.1 W	2700 K	1330 lm	102 lm/W	0 9 0 - 7 L 4 4 <input checked="" type="checkbox"/> G 0 <input checked="" type="checkbox"/> 2 1
	3000 K	1420 lm	108 lm/W	0 9 0 - 7 L 4 5 <input checked="" type="checkbox"/> G 0 <input checked="" type="checkbox"/> 2 1
	4000 K	1520 lm	116 lm/W	0 9 0 - 7 L 4 6 <input checked="" type="checkbox"/> G 0 <input checked="" type="checkbox"/> 2 1

Order options


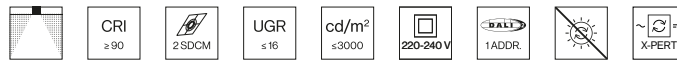
CONTROL		COLOUR		COLOUR	
non DIM	<input checked="" type="checkbox"/> 1	black reflector	<input checked="" type="checkbox"/> B	jet black	RAL 9005
DALI-2	<input checked="" type="checkbox"/> 3	chrome reflector	<input checked="" type="checkbox"/> 0	traffic white	RAL 9016

WALLWASHER chrome reflector, CRI ≥ 90

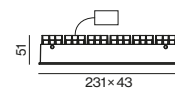
SYSTEM	COLOUR TEMP.	LUM. FLUX	EFFICACY	ORDER CODE
13.1 W	2700 K	1130 lm	86 lm/W	0 9 0 - 7 L 4 4 \blacklozenge A 0 0 2 1
	3000 K	1200 lm	92 lm/W	0 9 0 - 7 L 4 5 \blacklozenge A 0 0 2 1
	4000 K	1290 lm	98 lm/W	0 9 0 - 7 L 4 6 \blacklozenge A 0 0 2 1

WALL FLOOR CRI ≥ 90

SYSTEM	COLOUR TEMP.	LUM. FLUX	EFFICACY	ORDER CODE
13.1 W	2700 K	1180 lm	90 lm/W	0 9 0 - 7 L 4 4 \blacklozenge W 0 \blacksquare 2 2
	3000 K	1250 lm	95 lm/W	0 9 0 - 7 L 4 5 \blacklozenge W 0 \blacksquare 2 2
	4000 K	1340 lm	102 lm/W	0 9 0 - 7 L 4 6 \blacklozenge W 0 \blacksquare 2 2

**UNICO L6** basic high efficient**FLOOD ROUND** 46°, CRI ≥ 90

SYSTEM	COLOUR TEMP.	LUM. FLUX	EFFICACY	ORDER CODE
17.0 W	2700 K	1980 lm	116 lm/W	0 9 0 - 7 L 6 9 \blacklozenge C 0 \blacksquare 3 1
	3000 K	1980 lm	116 lm/W	0 9 0 - 7 L 6 0 \blacklozenge C 0 \blacksquare 3 1
	3500 K	2060 lm	121 lm/W	0 9 0 - 7 L 6 2 \blacklozenge C 0 \blacksquare 3 1
	4000 K	2110 lm	124 lm/W	0 9 0 - 7 L 6 1 \blacklozenge C 0 \blacksquare 3 1

**WIDE FLOOD ROUND** 71°, CRI ≥ 90

SYSTEM	COLOUR TEMP.	LUM. FLUX	EFFICACY	ORDER CODE
17.0 W	2700 K	2040 lm	120 lm/W	0 9 0 - 7 L 6 9 \blacklozenge D 0 \blacksquare 3 1
	3000 K	2040 lm	120 lm/W	0 9 0 - 7 L 6 0 \blacklozenge D 0 \blacksquare 3 1
	3500 K	2120 lm	125 lm/W	0 9 0 - 7 L 6 2 \blacklozenge D 0 \blacksquare 3 1
	4000 K	2170 lm	128 lm/W	0 9 0 - 7 L 6 1 \blacklozenge D 0 \blacksquare 3 1

FLOOD SQUARE 54°, CRI ≥ 90

SYSTEM	COLOUR TEMP.	LUM. FLUX	EFFICACY	ORDER CODE
17.0 W	2700 K	2080 lm	122 lm/W	0 9 0 - 7 L 6 9 \blacklozenge F 0 \blacksquare 3 1
	3000 K	2080 lm	122 lm/W	0 9 0 - 7 L 6 0 \blacklozenge F 0 \blacksquare 3 1
	3500 K	2170 lm	128 lm/W	0 9 0 - 7 L 6 2 \blacklozenge F 0 \blacksquare 3 1
	4000 K	2210 lm	130 lm/W	0 9 0 - 7 L 6 1 \blacklozenge F 0 \blacksquare 3 1

WIDE FLOOD SQUARE 71°, CRI ≥ 90

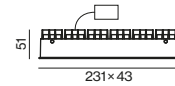
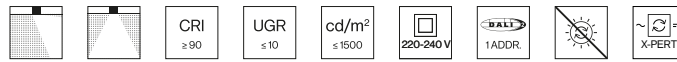
SYSTEM	COLOUR TEMP.	LUM. FLUX	EFFICACY	ORDER CODE
17.0 W	2700 K	2140 lm	126 lm/W	0 9 0 - 7 L 6 9 \blacklozenge G 0 \blacksquare 3 1
	3000 K	2140 lm	126 lm/W	0 9 0 - 7 L 6 0 \blacklozenge G 0 \blacksquare 3 1
	3500 K	2230 lm	131 lm/W	0 9 0 - 7 L 6 2 \blacklozenge G 0 \blacksquare 3 1
	4000 K	2270 lm	134 lm/W	0 9 0 - 7 L 6 1 \blacklozenge G 0 \blacksquare 3 1

Order options

CONTROL		\blacklozenge COLOUR	\blacksquare COLOUR	
non DIM	1	black reflector	B	jet black RAL 9005
DALI-2	3	chrome reflector	O	traffic white RAL 9016



UNICO L6 basic



SPOT ROUND 15°, chrome reflector, CRI ≥ 90

SYSTEM	COLOUR TEMP.	LUM. FLUX	EFFICACY	ORDER CODE
18.6 W	2700 K	1170 lm	63 lm/W	0 9 0 - 7 L 6 4 ◆ K 0 0 2 1
	3000 K	1250 lm	67 lm/W	0 9 0 - 7 L 6 5 ◆ K 0 0 2 1
	4000 K	1340 lm	72 lm/W	0 9 0 - 7 L 6 6 ◆ K 0 0 2 1

NARROW MEDIUM ROUND 22°, chrome reflector, CRI ≥ 90

SYSTEM	COLOUR TEMP.	LUM. FLUX	EFFICACY	ORDER CODE
18.6 W	2700 K	1190 lm	64 lm/W	0 9 0 - 7 L 6 4 ◆ N 0 0 2 1
	3000 K	1270 lm	68 lm/W	0 9 0 - 7 L 6 5 ◆ N 0 0 2 1
	4000 K	1360 lm	73 lm/W	0 9 0 - 7 L 6 6 ◆ N 0 0 2 1

MEDIUM ROUND 33°, CRI ≥ 90

SYSTEM	COLOUR TEMP.	LUM. FLUX	EFFICACY	ORDER CODE
18.6 W	2700 K	1590 lm	85 lm/W	0 9 0 - 7 L 6 4 ◆ B 0 2 1
	3000 K	1690 lm	91 lm/W	0 9 0 - 7 L 6 5 ◆ B 0 2 1
	4000 K	1820 lm	98 lm/W	0 9 0 - 7 L 6 6 ◆ B 0 2 1

FLOOD ROUND 49°, CRI ≥ 90

SYSTEM	COLOUR TEMP.	LUM. FLUX	EFFICACY	ORDER CODE
18.6 W	2700 K	1830 lm	98 lm/W	0 9 0 - 7 L 6 4 ◆ C 0 2 1
	3000 K	1950 lm	105 lm/W	0 9 0 - 7 L 6 5 ◆ C 0 2 1
	4000 K	2090 lm	112 lm/W	0 9 0 - 7 L 6 6 ◆ C 0 2 1

WIDE FLOOD ROUND 72°, CRI ≥ 90

SYSTEM	COLOUR TEMP.	LUM. FLUX	EFFICACY	ORDER CODE
18.6 W	2700 K	1810 lm	97 lm/W	0 9 0 - 7 L 6 4 ◆ D 0 2 1
	3000 K	1930 lm	104 lm/W	0 9 0 - 7 L 6 5 ◆ D 0 2 1
	4000 K	2070 lm	111 lm/W	0 9 0 - 7 L 6 6 ◆ D 0 2 1

MEDIUM SQUARE 32°, CRI ≥ 90

SYSTEM	COLOUR TEMP.	LUM. FLUX	EFFICACY	ORDER CODE
18.6 W	2700 K	1560 lm	84 lm/W	0 9 0 - 7 L 6 4 ◆ E 0 2 1
	3000 K	1660 lm	89 lm/W	0 9 0 - 7 L 6 5 ◆ E 0 2 1
	4000 K	1790 lm	96 lm/W	0 9 0 - 7 L 6 6 ◆ E 0 2 1

FLOOD SQUARE 56°, CRI ≥ 90

SYSTEM	COLOUR TEMP.	LUM. FLUX	EFFICACY	ORDER CODE
18.6 W	2700 K	1860 lm	100 lm/W	0 9 0 - 7 L 6 4 ◆ F 0 2 1
	3000 K	1980 lm	106 lm/W	0 9 0 - 7 L 6 5 ◆ F 0 2 1
	4000 K	2120 lm	114 lm/W	0 9 0 - 7 L 6 6 ◆ F 0 2 1

Order options

CONTROL	◆	COLOUR	■	COLOUR	
non DIM	1	black reflector	B	jet black	RAL 9005
DALI-2	3	chrome reflector	0	traffic white	RAL 9016

RECTANGULAR MEDIUM 34°x69°, CRI ≥ 90

SYSTEM	COLOUR TEMP.	LUM. FLUX	EFFICACY	ORDER CODE
18.6 W	2700 K	1610 lm	87 lm/W	0 9 0 - 7 L 6 4 ◆ R 0 ■ 2 1
	3000 K	1720 lm	92 lm/W	0 9 0 - 7 L 6 5 ◆ R 0 ■ 2 1
	4000 K	1840 lm	99 lm/W	0 9 0 - 7 L 6 6 ◆ R 0 ■ 2 1

WIDE FLOOD SQUARE 71°, CRI ≥ 90

SYSTEM	COLOUR TEMP.	LUM. FLUX	EFFICACY	ORDER CODE
18.6 W	2700 K	1910 lm	103 lm/W	0 9 0 - 7 L 6 4 ◆ G 0 ■ 2 1
	3000 K	2030 lm	109 lm/W	0 9 0 - 7 L 6 5 ◆ G 0 ■ 2 1
	4000 K	2180 lm	117 lm/W	0 9 0 - 7 L 6 6 ◆ G 0 ■ 2 1

WALLWASHER chrome reflector, CRI ≥ 90

SYSTEM	COLOUR TEMP.	LUM. FLUX	EFFICACY	ORDER CODE
18.6 W	2700 K	1610 lm	87 lm/W	0 9 0 - 7 L 6 4 ◆ A 0 0 2 1
	3000 K	1720 lm	92 lm/W	0 9 0 - 7 L 6 5 ◆ A 0 0 2 1
	4000 K	1850 lm	99 lm/W	0 9 0 - 7 L 6 6 ◆ A 0 0 2 1

WALL FLOOR CRI ≥ 90

SYSTEM	COLOUR TEMP.	LUM. FLUX	EFFICACY	ORDER CODE
18.6 W	2700 K	1680 lm	90 lm/W	0 9 0 - 7 L 6 4 ◆ W 0 ■ 2 1
	3000 K	1800 lm	97 lm/W	0 9 0 - 7 L 6 5 ◆ W 0 ■ 2 1
	4000 K	1930 lm	104 lm/W	0 9 0 - 7 L 6 6 ◆ W 0 ■ 2 1

Order options

CONTROL	◆	COLOUR	■	COLOUR	
non DIM	1	black reflector	B	jet black	RAL 9005
DALI-2	3	chrome reflector	0	traffic white	RAL 9016

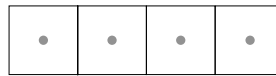
Planning Information

L4 RECESSED

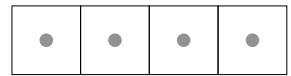
SPOT ROUND



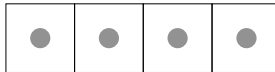
NARROW MEDIUM ROUND



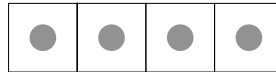
MEDIUM ROUND



FLOOD ROUND



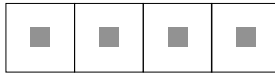
WIDE FLOOD ROUND



MEDIUM SQUARE



FLOOD SQUARE



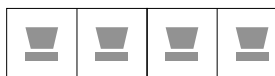
WIDE FLOOD SQUARE



WALLWASHER



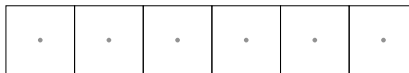
WALL + FLOOR



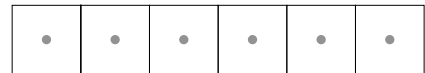
4x wallwasher floor

L6 RECESSED

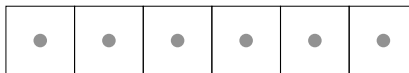
SPOT ROUND



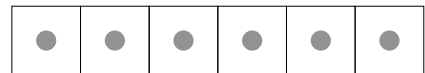
NARROW MEDIUM ROUND



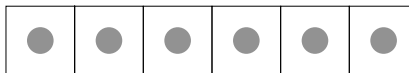
MEDIUM ROUND



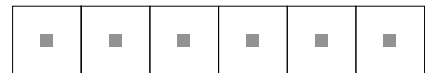
FLOOD ROUND



WIDE FLOOD ROUND



MEDIUM SQUARE



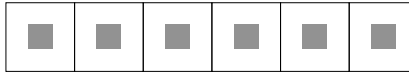
FLOOD SQUARE



RECTANGULAR MEDIUM



WIDE FLOOD SQUARE



WALLWASHER



WALL + FLOOR



6x wallwasher floor

Order options

CONTROL

non DIM

DALI-2



COLOUR

1

black reflector

3

chrome reflector



COLOUR

B

jet black

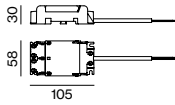
0

traffic white

RAL 9005

RAL 9016

Electrical mounting accessories (optional)

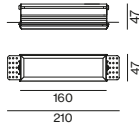


THROUGH WIRING CONNECTION BOX

TYPE	L-W-H (mm)	ORDER CODE
non DIM cable \varnothing 4 – 12 mm	105-58-30	0 0 5 - 2 5 3 1 1 1 0
DALI cable \varnothing 4 – 12 mm	105-58-30	0 0 5 - 2 5 5 1 1 1 0

Linect®-Ready

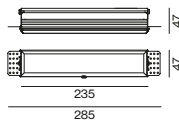
Mounting accessories (required)



MOUNTING SET trimless for plasterboard ceilings

PLASTERBOARD CEILING THICKNESS	L-W-H (mm)	ORDER CODE
12.5/15/20/25 mm	160-47-47	0 9 0 - 7 L 4 0 1 0 0

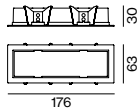
for UNICO L4



MOUNTING SET trimless for plasterboard ceilings

PLASTERBOARD CEILING THICKNESS	L-W-H (mm)	ORDER CODE
12.5/15/20/25 mm	235-47-47	0 9 0 - 7 L 6 0 1 0 0

for UNICO L6



MOUNTING SET with trim for intermediate ceilings, 2-25 mm

COLOUR	L-W-H (mm)	ORDER CODE
jet black	176-63-30	0 9 0 - 7 L 4 0 2 0 B
traffic white	176-63-30	0 9 0 - 7 L 4 0 2 0 W

for UNICO L4



MOUNTING SET with trim for intermediate ceilings, 2-25 mm

COLOUR	L-W-H (mm)	ORDER CODE
jet black	251-63-30	0 9 0 - 7 L 6 0 2 0 B
traffic white	251-63-30	0 9 0 - 7 L 6 0 2 0 W

for UNICO L6

Order options

CONTROL		COLOUR		COLOUR	
non DIM	1	black reflector	B	jet black	RAL 9005
DALI-2	3	chrome reflector	0	traffic white	RAL 9016

Gasthaus Vilsalpsee, Tannheim

Austria

Architetto
Mario Gasser
Architecture

Fotografo
Christian Flatscher Mario
Gasser Architecture



Prodotti utilizzati



**UNICO L4 / L6
recessed**



SASSO 60 round wall



**UNICO L4 / L6 basic
recessed**



