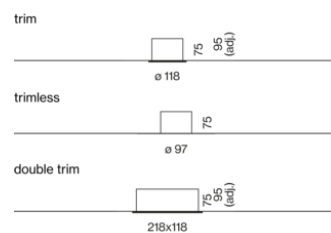


Quickinfo

2700 K, 3000 K, 3500 K, 4000 K,
tunable white 2700 K - 6000 K
CRI ≥ 90 / 3 SDCM
fino a 113 lm/W
L80 / 50000 h, L85 / 50000 h
DALI-2, non DIM
front IP20

Types



Colore



Set di montaggio



Distribuzione della luce



SASSO 100 round wallwasher

recessed 1 lamp

EN Round recessed spotlight; installation without tools in mounting set (trimless or with trim) with ball catch system; surface lacquered; installation possible in different housings; asymmetric radiation characteristic; with specially computed, asymmetrical reflector for homogeneous lighting intensity; high quality reflector with micro-faceted, aluminum-vaporised surface; no multiple shadows; efficient LEDs with very good colour rendering

IT Faretto a incasso rotondo; set di fissaggio con cuscinetto a sfera, senza bisogno di utensili (con o senza bordo perimetrale); verniciatura; incasso possibile in vari telai; emissione asimmetrica; con riflettore asimmetrico appositamente calcolato per illuminazione verticale omogenea; riflettore di alta qualità con superficie a microfaccette e vaporizzata in alluminio; assenza di ombre multiple; LED efficienti con alta resa cromatica



CRI ≥ 95 2
SDCM
(optional)



SASSO 100 round wallwasher



WALLWASHER CRI ≥ 90

FIXTURE	COLOUR TEMP.	LUM. FLUX	FIXTURE	ORDER CODE
15.8 W, 450 mA	2700 K	1650 lm	104 lm/W	0 4 8 - 2 7 4 0 9 1 <input checked="" type="checkbox"/> A
	3000 K	1720 lm	109 lm/W	0 4 8 - 2 7 4 0 0 1 <input checked="" type="checkbox"/> A
	3500 K	1720 lm	109 lm/W	0 4 8 - 2 7 4 0 2 1 <input checked="" type="checkbox"/> A
	4000 K	1780 lm	113 lm/W	0 4 8 - 2 7 4 0 1 1 <input checked="" type="checkbox"/> A
23.7 W, 650 mA	2700 K	2270 lm	96 lm/W	0 4 8 - 2 7 4 0 9 1 <input checked="" type="checkbox"/> A
	3000 K	2360 lm	100 lm/W	0 4 8 - 2 7 4 0 0 1 <input checked="" type="checkbox"/> A
	3500 K	2360 lm	100 lm/W	0 4 8 - 2 7 4 0 2 1 <input checked="" type="checkbox"/> A
	4000 K	2460 lm	104 lm/W	0 4 8 - 2 7 4 0 1 1 <input checked="" type="checkbox"/> A

The data values for the luminaire luminous flux may differ for specific order options by -9%. Luminous flux value refers to colour traffic white, matt silver.

SASSO 100 round wallwasher (TW 2700K - 6000K)

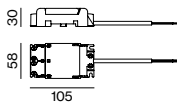


WALLWASHER DALI-2, CRI ≥ 90

SYSTEM	COLOUR TEMP.	LUM. FLUX	SYSTEM	ORDER CODE
11.9 W	tunable w.	580 lm	49 lm/W	0 4 8 - 2 7 4 0 D 3 <input checked="" type="checkbox"/> A

The data values for the luminous flux may differ for specific order options by -8%. Luminous flux value refers to colour traffic white, matt silver. DALI-2 power supply included

Electrical mounting accessories (optional)

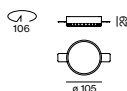


THROUGH WIRING CONNECTION BOX

TYPE	L-W-H (mm)	ORDER CODE
non DIM cable ø 4 – 12 mm	105-58-30	0 0 5 - 2 5 3 1 1 1 0
DALI cable ø 4 – 12 mm	105-58-30	0 0 5 - 2 5 5 1 1 1 0

Linect®-Ready

Mounting accessories (required)



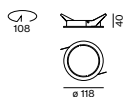
MOUNTING SET trimless

TYPE	COLOUR	Ø-H (mm)	ORDER CODE
for plasterboard ceilings 12.5/15/25 mm	traffic white	105-29	0 4 8 - 2 7 9 6 1 1 7



MOUNTING SET trimless for soft acoustic ceilings

COLOUR	CEILING THICKNESS	Ø-H (mm)	ORDER CODE
traffic white	25-40 mm	114-27	0 4 8 - 2 7 9 6 1 9 7









MOUNTING SET with trim 1 lamp for intermediate ceilings, 2-25 mm

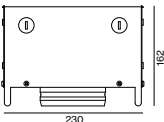
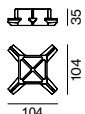
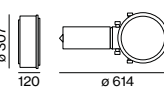
COLOUR	Ø-H (mm)	ORDER CODE
traffic white	118-40	0 4 8 - 2 7 9 6 3 1 7
jet black	118-40	0 4 8 - 2 7 9 6 3 1 8
white aluminium	118-40	0 4 8 - 2 7 9 6 3 1 G

Order options

COLOUR	
jet black RAL 9005	1
matt silver	4
traffic white RAL 9016	7
gold dust RAL 260-M	9

		MOUNTING SET with trim for soft acoustic ceilings			
		COLOUR	CEILING THICKNESS	Ø·H (mm)	ORDER CODE
		traffic white	25-40 mm	114·25	0 4 8 - 2 7 9 6 3 9 7
		MOUNTING SET with trim for soft acoustic ceilings			
		COLOUR	CEILING THICKNESS	Ø·H (mm)	ORDER CODE
		jet black	25-40 mm	114·25	0 4 8 - 2 7 9 6 3 9 8


Mounting accessories (optional)

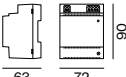
			
EXPOSED CONCRETE MOUNTING HOUSING			
COLOUR	L-W-H (mm)	ORDER CODE	
white aluminium	230-230-162	0 4 8 - 2 7 9 5 2 1 0	
			
MOUNTING TOOL			
TYPE	COLOUR	L-W-H (mm)	ORDER CODE
for soft acoustic ceilings	traffic black	104-104-35	0 4 8 - 2 7 9 5 9 1 0
			
PRIMED CONCRETE MOUNTING HOUSING			
L-W-H (mm)	ORDER CODE		
614-307-120	0 4 8 - 2 6 9 5 1 1 0		
order mounting set separately			

Electrical accessories (required)

POWER SUPPLY PC2, -264 V AC				
TYPE	INPUT VOLTAGE	EFFICIENCY	L·W·H (mm)	ORDER CODE
450 mA 21 W non DIM	198 V AC	η 86 %	143·43·30	0 0 2 - 9 0 7 6 6
450 mA 28 W DALI-2	176 V AC	η 85 %	143·43·30	0 0 2 - 9 0 7 6 7
650 mA 31 W non DIM	198 V AC	η 88 %	143·43·30	0 0 2 - 9 0 7 8 0
650 mA 28 W DALI-2	176 V AC	η 85 %	143·43·30	0 0 2 - 9 0 7 8 9

Electrical accessories (optional)

		DIN RAIL LED DRIVER		
		TYPE	L-W-H (mm)	ORDER CODE
		DALI-2 DT6 1-2 addresses	36-88-59	0 0 5 - 6 1 2 1 0 3 0
200 -1050 mA settable const. current 2×42W 48V DC U OUT 10–40V				

		DIN RAIL POWER SUPPLY		
		L-W-H (mm)	ORDER CODE	
		72-90-63	0 0 5 - 6 5 2 0 2 1 0	
220-240 V AC 160W 48V DC constant voltage				

POWER SUPPLY PRE-WIRED with junction box 28 W, PC2, -264 V AC

TYPE	INPUT VOLTAGE	EFFICIENCY	ORDER CODE
450 mA non DIM	198 V AC	η 88 %	0 0 2 - 9 0 7 6 6 A
450 mA DALI-2	176 V AC	η 85 %	0 0 2 - 9 0 7 6 7 A
700 mA non DIM	198 V AC	η 88 %	0 0 2 - 9 0 7 7 4 A
700 mA DALI-2	176 V AC	η 85 %	0 0 2 - 9 0 7 7 6 A
650 mA non DIM	198 V AC	η 88 %	0 0 2 - 9 0 7 8 0 A
650 mA DALI-2	176 V AC	η 85 %	0 0 2 - 9 0 7 8 9 A

Pretzhof


Italia

Architetto

KUPArchitekten

Fotografo


Oskar Da Riz



Prodotti utilizzati




**SASSO 100 round
adjustable recessed
1 lamp**



**SASSO 100 round
downlight recessed 1
lamp**



**SASSO 100 round
wallwasher/floor
recessed 1 lamp**



**SASSO 100 round
wallwasher recessed
1 lamp**







