



SQUADRO wallwasher

track

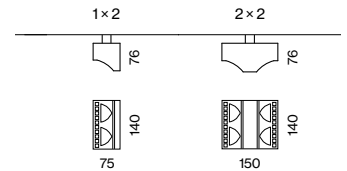
EN Track light in die cast aluminium in two different types (2 lamps or 2×2 lamps) and with 2 types of light modules (for shelf washer and wall floor washer); surface powder coated; aisle spotlight with special, multi-free-form, facet effect surface reflectors for high precision light control; precise shelf and aisle zone lighting, optimum longitudinal glare control for high viewing comfort in the aisle zone, adjustable light modules; COB (Chip on Board) technology for maximum efficiency; efficient LEDs with very good colour rendering; IP40 protection glass available as an accessory; including attachment for linear alignment of the spotlights

IT Faretto da binario elettrificato in pressofusione di alluminio in 2 varianti (2 o 2×2 punti luce) e con 2 diversi moduli d'illuminazione (per shelf floor washer e wall floor washer); verniciatura a polvere; Faretto per corridoi con riflettori multipli in tecnologia speciale di forma amorfa, con ottica sfaccettata per luce direzionata con la massima precisione; illuminazione di precisione di scaffali e corridoi, ottima schermatura longitudinale per il massimo comfort visivo nei corridoi, moduli luce regolabili; tecnologia COB per la massima efficienza; LED efficienti con alta resa cromatica; vetro protettivo IP40 disponibile come accessorio; incluso accessorio per il posizionamento in linea del corpo illuminante

Quickinfo

3000K, 4000K
CRI ≥ 90, 2 SDCM
up to 139lm/W
L80 @ 50000h
non DIM, DALI-2

Types



Colours



Light distributions




shelf floor wall floor shelf wall floor



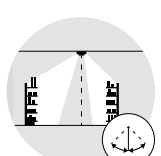
DiiA® standards
251, 252, 253



up to 139lm/W
(high efficiency)



glare-free reflector
longitudinally &
transversely



+20° up to -10°
tiltable

Order options

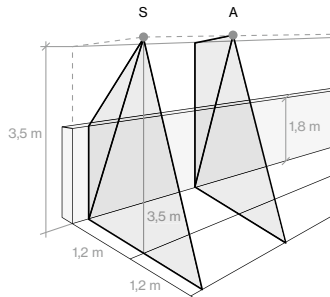
COLOUR TEMPERATURE	
3000K	0
4000K	1

CONTROL	
non DIM	1
DALI-2	3

MATERIAL COLOUR	
○ traffic white RAL 9016	7
● jet black RAL 9005	8

REFLECTOR	
shelf floor washer	S
wall floor washer	A
1×shelf/1×wall floor washer*	B

*only for 2×2 lamps

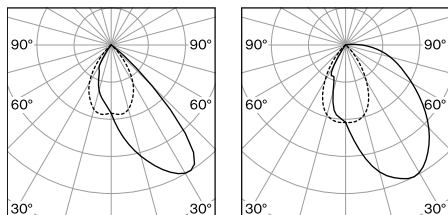


Options on request

COLOUR RENDERING INDEX	
CRI ≥ 80	

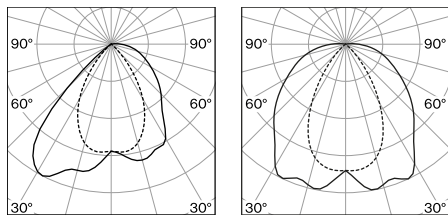
CONTROL	
DALI-2 (2×2 lamps)	

Light distributions



1×2 lamps
shelf floor washer

1×2 lamps
wall floor washer



2×2 lamps
1×shelf/1×wall floor washer

2×2 lamps
wall floor washer

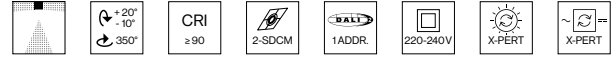
LUMINOUS FLUX value calculated for 4000K
CRI ≥ 90, colour white, wall floor washer
3000K -2%

SQUADRO wallwasher track



1×2 LAMPS SINGLE-SIDED

SYSTEM POWER	LUMINOUS FLUX	ORDER CODE
36W	4990lm	149-2210



2×2 LAMPS DOUBLE-SIDED

SYSTEM POWER	LUMINOUS FLUX	ORDER CODE
72W	2×4990lm	149-2220

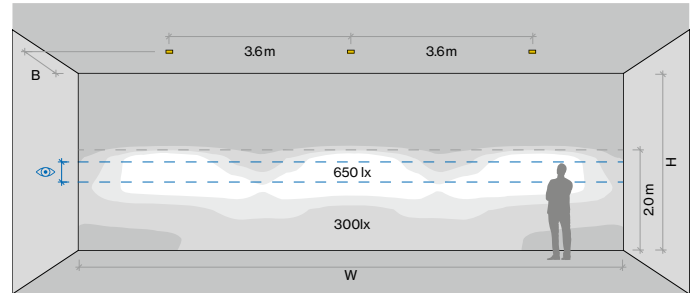
Optical accessories

IP 40 PROTECTION GLASS

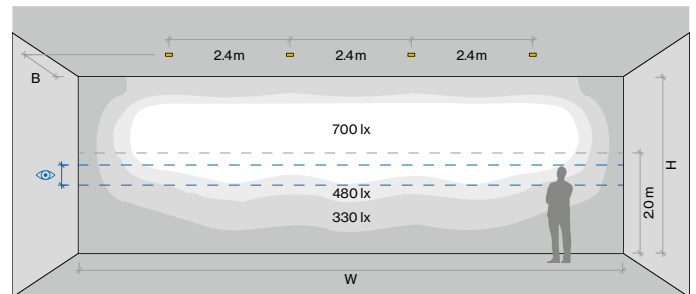
TYPE	ORDER CODE
1×2 lamps/single-sided	049-2910010
2×2 lamps/double-sided	049-2920010

Technical data

SQUADRO 1×2 lamps, shelf wall washer, trim, 36W, 3000K



SQUADRO 1×2 lamps, wall floor washer, trim, 36W, 3000K



ROOM VALUES

Wall dimensions	H = 3.5 m W = 10.8 m
Distance to wall	B = 1.3 m
Aisle width	2.6 m
Reflection factor	0.7 0.7 0.2
Maintenance factor	0.9

CALCULATION SURFACE

Surface dimensions	10.8 × 3.5 m
Surface height	0 – 3.5 m
Eye level	1.35 m – 1.75 m