



## SASSO PRO 80 adjustable offset square

recessed

**EN** Round recessed spotlight in die-cast aluminium; installation without tools in mounting set with ball catch system; surface powder coated; with trim (square); light inset rotatable and tiltable; offset lighting level; optical attachments available as accessories; with optional high-quality lens system with precise radiation characteristic; and high-quality reflector with spherical facet effect design, precise radiation characteristic with two different beam angles; installed and exchanged without tools; COB (Chip on Board) technology or high power LEDs for maximum efficiency; no multiple shadows; efficient LEDs with very good colour rendering

**IT** Faretto da incasso rotondo in alluminio pressofuso; set di fissaggio con cuscinetto a sfera, senza bisogno di utensili; verniciatura a polvere; con bordo perimetrale (quadrato); inserto luce girevole e orientabile; superficie di emissione arretrata; unità ottiche disponibili come accessori; a scelta con ottica lenticolare di precisione; oppure con riflettore a sfaccettature sferiche, curva fotometrica precisa con due diversi angoli di emissione; montaggio e smontaggio senza utensili; con tecnologia COB (Chip on Board) o LED high power per la massima efficienza; assenza di ombre multiple; LED efficienti con alta resa cromatica

### Quickinfo

2700 K, 3000 K, 4000 K, colour warm dimming 1800 K - 2700 K  
CRI  $\geq 90$ , CRI  $\geq 95$  / 2 SDCM, 3 SDCM, 4 SDCM  
UGR  $\leq 10$ , UGR  $\leq 19$   
fino a 93 lm/W  
L80 / 50000 h, L85 / 50000 h, L90 / 50000 h  
DALI-2, non DIM  
front IP20

### Types



### Colore



### Set di montaggio



### Distribuzione della luce



DiiA® standards  
251, 252, 253



rotatable 360°,  
tiltable 35°



Colour Warm  
Dimming 1800  
- 2700 K



## SASSO PRO 80 adjustable



### SUPER SPOT CRI ≥ 90, non DIM

SYSTEM	COLOUR TEMP.	LUM. FLUX	SYSTEM	ORDER CODE
7.6 W	2700 K	388 lm	51 lm/W	0 4 8 - 2 3 1 0 4 1 <input checked="" type="checkbox"/> V
7.7 W	3000 K	379 lm	49 lm/W	0 4 8 - 2 3 1 0 5 1 <input checked="" type="checkbox"/> V
	4000 K	408 lm	53 lm/W	0 4 8 - 2 3 1 0 6 1 <input checked="" type="checkbox"/> V

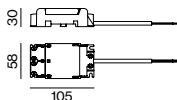
### MEDIUM

SYSTEM	COLOUR TEMP.	CRI ≥	LUM. FLUX	SYSTEM	ORDER CODE
6.5 W	CWD	95	377 lm	58 lm/W	0 4 8 - 2 3 1 0 E 3 <input checked="" type="checkbox"/> M
8.3 W	2700 K	90	721 lm	87 lm/W	0 4 8 - 2 3 1 0 4 1 <input checked="" type="checkbox"/> M
	3000 K	90	757 lm	91 lm/W	0 4 8 - 2 3 1 0 5 1 <input checked="" type="checkbox"/> M
	4000 K	90	765 lm	92 lm/W	0 4 8 - 2 3 1 0 6 1 <input checked="" type="checkbox"/> M
12.2 W	2700 K	90	1010 lm	83 lm/W	0 4 8 - 2 3 1 2 4 <input checked="" type="checkbox"/> M
	3000 K	90	1050 lm	86 lm/W	0 4 8 - 2 3 1 2 5 <input checked="" type="checkbox"/> M
	4000 K	90	1120 lm	92 lm/W	0 4 8 - 2 3 1 2 6 <input checked="" type="checkbox"/> M

### FLOOD CRI ≥ 90

SYSTEM	COLOUR TEMP.	LUM. FLUX	SYSTEM	ORDER CODE
8.3 W	2700 K	728 lm	88 lm/W	0 4 8 - 2 3 1 0 4 1 <input checked="" type="checkbox"/> F
	3000 K	765 lm	92 lm/W	0 4 8 - 2 3 1 0 5 1 <input checked="" type="checkbox"/> F
	4000 K	773 lm	93 lm/W	0 4 8 - 2 3 1 0 6 1 <input checked="" type="checkbox"/> F
12.2 W	2700 K	1020 lm	84 lm/W	0 4 8 - 2 3 1 2 4 <input checked="" type="checkbox"/> F
	3000 K	1060 lm	87 lm/W	0 4 8 - 2 3 1 2 5 <input checked="" type="checkbox"/> F
	4000 K	1130 lm	93 lm/W	0 4 8 - 2 3 1 2 6 <input checked="" type="checkbox"/> F

## Electrical mounting accessories (optional)

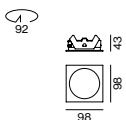


### THROUGH WIRING CONNECTION BOX

TYPE	L-W-H (mm)	ORDER CODE
non DIM cable ø 4 – 12 mm	105-58-30	0 0 5 - 2 5 3 1 1 1 0
DALI cable ø 4 – 12 mm	105-58-30	0 0 5 - 2 5 5 1 1 1 0

Linect®-Ready

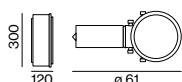
## Mounting accessories (required)



### MOUNTING SET with trim for intermediate ceilings, 5-25 mm

COLOUR	L-W-H (mm)	ORDER CODE
traffic white	98-98-43	0 5 2 - 1 9 5 2 3 1 7
jet black	98-98-43	0 5 2 - 1 9 5 2 3 1 8

## Mounting accessories (optional)



### PRIMED CONCRETE MOUNTING HOUSING

L-W-H (mm)	ORDER CODE
240-400-130	0 5 2 - 1 9 1 4 3 2 0

order mounting set separately

## Order options

CONTROL		COLOUR	
non DIM	1	traffic white RAL 9016	7
DALI-2	3	jet black RAL 9005	8

Optical accessories (optional)



HONEYCOMB LOUVER

COLOUR	Ø·H (mm)	ORDER CODE
traffic white	54·11	0 4 8 - 2 0 9 1 3 1 7
jet black	54·11	0 4 8 - 2 0 9 1 3 1 8

LINEAR PRISMATIC LENS

COLOUR	Ø·H (mm)	ORDER CODE
traffic white	54·11	0 4 8 - 2 0 9 2 3 1 7
jet black	54·11	0 4 8 - 2 0 9 2 3 1 8



SNOOT

COLOUR	Ø·H (mm)	ORDER CODE
traffic white	54·25	0 4 8 - 2 0 9 1 1 1 7
jet black	54·25	0 4 8 - 2 0 9 1 1 1 8



SNOOT WITH HONEYCOMB LOUVER

COLOUR	Ø·H (mm)	ORDER CODE
traffic white	54·25	0 4 8 - 2 0 9 1 2 1 7
jet black	54·25	0 4 8 - 2 0 9 1 2 1 8