

MINO 40 system

ceiling / suspended

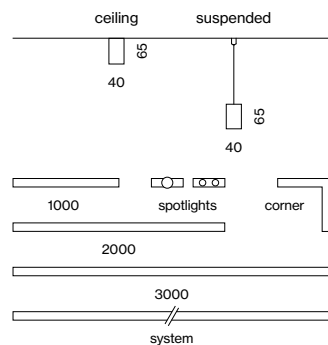
EN Luminaire housing from extruded aluminium profile, angular design; no visible screws; for lighting systems; powder coated; luminaire profile for mounting available in advance; remaining luminaire components mounted without tools; HPO (High Performance Opal) cover in the length of the light inset or continuous cover (both separately available); optional high gloss reflector with faceted design; pre-assembled power rail for power supply in luminaire profile; voltage tap of the light inset on the power rail; ceiling surface mounting or suspended mounting; height adjustment without tools; with feeder cable; light inset consisting of highly reflective coated extruded profile, improved thermal management; energy-eff. LEDs - very good colour rendering; optionally spotlight modules can be installed

IT Corpo illuminante in profilo di alluminio estruso, modello squadrato; nessuna vite visibile; per sistemi di illuminazione; verniciatura a polvere; profilo consegnabile in anticipo; restanti componenti montabili senza utensili; cover HPO (High Performance Opal) della lunghezza dell'insero luminoso o cover continua (entrambe da ordinare separatamente); in opzione riflettore ad alta lucentezza con design sfaccettato; binario elettrificato premontato per l'alimentazione nel profilo; presa di tens. per inserto lum. sul binario elettr.; montaggio a soffitto o a sospensione; regolazione altezza senza utensili; con cavo di alimentazione; inserto luminoso costituito da un profilo estruso verniciato altamente riflettente, gestione termica migliorata; LED a risp. energ. - ottima resa cromatica; a scelta è possibile installare inserti a faretto

Quickinfo

3000K, 4000K
CRI ≥ 90, 3 SDCM
up to 2540 lm/m
up to 130 lm/W
L90 @ 50000h
opal, microprismatic,
reflector (UGR ≤ 19)

Types



Colours




Light distributions



DiiA® standards
251, 252, 253



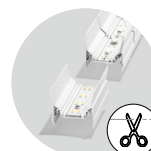
snap-in system
(patent pending)



DIN EN 12464-1
UGR ≤ 19



spotlight
insets



breakable
flex insets

Order options

LED TYPE	
mid lumen	1
high lumen	2

COLOUR TEMPERATURE	
3000K	0
4000K	1

CONTROL	
DALI-2	

MATERIAL COLOUR	
<input type="radio"/> pure white RAL 9010	7
<input type="radio"/> traffic white RAL 9016	W
<input type="radio"/> white aluminium RAL 9006	G
<input checked="" type="radio"/> jet black RAL 9005	8
special colours	X

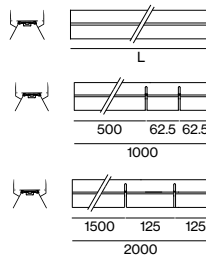
LENGTH	
1000 mm	1
2000 mm	2
3000 mm	3

LIGHT OPTIC COVER	
opal high performance	H
microprismatic	Z
reflector (UGR ≤ 19)	

LIGHT OPTIC COLOUR	
chrome reflector	R
dark chrome reflector	B

ACCESSORY COLOUR	
<input type="radio"/> pure white RAL 9010	7
<input checked="" type="radio"/> jet black RAL 9005	8

LUMINOUS FLUX value calculated for 4000K, CRI ≥ 90, colour white, cover opal 3000K -5%, microprismatic -11%



MINO 40 ceiling/suspended

INSTALLATION CHANNEL

TYPE	L (mm)	ORDER CODE
channel	1000	042-100201
channel	2000	042-100401
channel	3000	042-100601
channel corner 90°/cover	250 × 250	042-100C01

LIGHT OPTIC COVER 40

TYPE	L (mm)	ORDER CODE
linear cover	see left	006-42 L 0010
continuous linear cover	6000	006-2206010
continuous linear cover	25000	006-2225010
blind cover	see left	006-42 L 001



LIGHT INSET 40

SYSTEM POWER (MID/HIGH LUMEN)	L (mm)	ORDER CODE
12.1/18.5W	1000	042-01 2 37
23.4/36W	2000	042-01 4 37
34/54W	3000	042-01 6 37
12.1/18.5W flex	500-1000	042-01 F 37
23.4/36W flex	1500-2000	042-01 G 37

LED TYPE / COVER	SYSTEM POWER	DELIVERED LM	EFFICACY
mid lumen/opal/4000K	11.7W/m	1470lm/m	128lm/W
high lumen/opal/4000K	18.4W/m	2260lm/m	126lm/W

Reflector Insets

LIGHT INSET 40 REFLECTOR

SYS. POWER	COLOUR TEMP.	LUM. FLUX	L (mm)	ORDER CODE
12.2W	3000K	1510lm	500	042-01111 37
	4000K	1630lm		
24.4W	3000K	3020lm	1000	042-01112 37
	4000K	3270lm		
36W	3000K	4540lm	1500	042-01113 37
	4000K	4900lm		
48W	3000K	6050lm	2000	042-01114 37
	4000K	6530lm		

Spotlight Insets

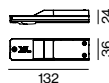
see next page

Accessories



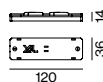
END CAPS

TYPE	ORDER CODE
end caps (pair)	042-109001



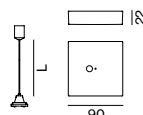
POWER FEEDER UNIT

TYPE	ORDER CODE
power feeder unit	042-1093230



LINEAR CONNECTOR

TYPE	ORDER CODE
mechanical linear connector	042-7091110
mechanical & electrical linear connector	042-7091230
opal cover linear connector	042-1091910
microprismatic cover linear connector	042-1091810



CEILING FASTENER/CABLE SUSPENSION/CANOPY

TYPE	L (mm)	ORDER CODE
ceiling fastener	10	050-204111
cable suspension	1500	005-2152110
canopy		005-231121
feeder cable		005-241241

for electrical system configuration see luminaire data sheet at xal.com



SPOTLIGHT insets

profiles 40

EN Cylindrical spotlight made of aluminium; powder coated; spotlight can be installed without tools in MINO 40 system or FRAME 40 system; choice of single lamp or double lamps; spotlight head rotatable (SASSO 40) or rotatable and tiltable (BO); converter in the adapter; high quality, aluminium, vapour deposition coated reflector with faceted design; precise radiation characteristics with different beam angles; optional asym. light distribution; good glare reduction due to recessed light point plane; optical attachments as accessories; COB (Chip on Board) technology for maximum efficiency; no multiple shadows; energy-eff. LEDs - very good colour rendering

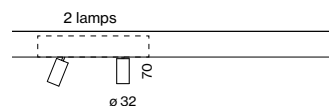
FR Faretto cilindrico in alluminio; verniciatura a polvere; faretto installabile senza attrezzi nel sistema MINO 40 o nel sistema FRAME 40; a scelta di monoemissione o biemissione; testa del faretto ruotabile (SASSO 40) o ruotabile e orientabile (BO); convertitore nell'adattatore; riflettore d'alta qualità con ottica sfaccettata in alluminio applicato a vapore; curva fotometrica precisa con diversi angoli di emissione; in opzione distribuzione asim. della luce; ottima schermatura con superficie di emissione arretrata; unità ottiche come accessori; con tecnologia COB (Chip on Board) per la massima efficienza; assenza di ombre multiple; LED a risp. energ. - ottima resa cromatica

Quickinfo

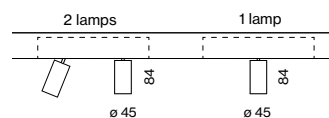
3000K, 4000K
 CRI ≥ 90, 2 SDCM
 BO 32 up to 79lm/W
 BO 45 up to 85lm/W
 SASSO 40 up to 84lm/W
 L80 @ 50000h
 DALI-2

Types

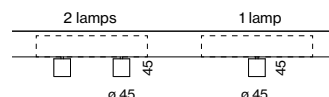
BO 32



BO 45



SASSO 40 wallwasher floor



Colours



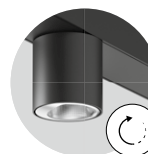
Light distributions




DiiA® standards
 251, 252, 253



snap-in system
 (patent pending)



wallwasher floor
 360° rotatable



wallwasher
 floor

Order options

COLOUR TEMPERATURE	
3000K	0
4000K	1

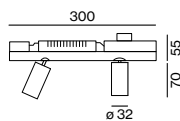
CONTROL	
DALI-2	

MATERIAL COLOUR	
<input type="radio"/> traffic white RAL 9016	7
<input checked="" type="radio"/> jet black RAL 9005	8

BEAM ANGLE SPOTLIGHT 32	
spot 18°	S
medium 23°	M
flood 37°	F

BEAM ANGLE SPOTLIGHT 45	
spot 14°	S
medium 24°	M
flood 39°	F

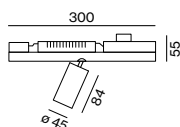
BO 32



2 LAMPS

SYSTEM POWER	LUMINOUS FLUX	ORDER CODE
20.6 W	2×810lm	042-0610::3▲▲
honeycomb louver		007-1965188

BO 45



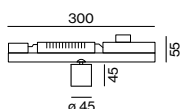
1 LAMP

SYSTEM POWER	LUMINOUS FLUX	ORDER CODE
15 W	spot 1060lm	042-0520::3▲S
15.9 W	medium, flood 1340lm	042-0520::3▲▲
honeycomb louver		007-1965188

2 LAMPS

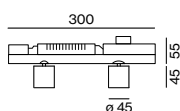
SYSTEM POWER	LUMINOUS FLUX	ORDER CODE
30 W	spot 2×1060lm	042-0620::3▲S
32 W	medium, flood 2×1340lm	042-0620::3▲▲
honeycomb louver		007-1965188

SASSO 40 wallwasher / floor



1 LAMP

SYSTEM POWER	LUMINOUS FLUX	ORDER CODE
9 W	659lm	042-0520::3▲W



2 LAMPS

SYSTEM POWER	LUMINOUS FLUX	ORDER CODE
15.9 W	2×659lm	042-0620::3▲W