



COMBO

recessed with trim

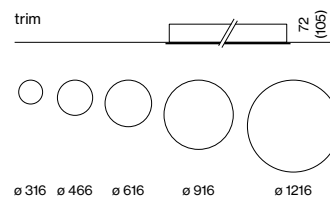
EN Round luminaire housing in aluminium with trim; suitable for installation in plasterboard ceilings; suitable for ceiling thickness of 10-25mm; surface powder coated; up to $\varnothing 600$ mm; installation without tools using snap spring closure; highly reflective coating of the PCB for improved efficiency; completely homogeneously illuminated, satinised or microprismatic PMMA cover; energy-efficient LEDs with very good colour rendering; external converter for ceiling insertion, for through-wiring suitable

IT Corpo illuminante rotondo in alluminio con bordo perimetrale; per incasso in soffitti di cartongesso; per soffitti di spessore 10-25mm; verniciatura a polvere; con \varnothing fino 600mm montaggio senza utensili con chiusura a molla a scatto; rivestimento altamente riflettente della scheda per un rendimento migliore; diffusore satinato o a microprismi in PMMA a illuminazione assolutamente omogenea; LED ad efficienza energetica con elevata resa cromatica; converter esterno da inserire nel soffitto, cablaggio passante adatto

Quickinfo

3000K, 4000K, TW
 CRI ≥ 80 , 3 SDCM
 UGR ≤ 19 / $65^\circ \leq 3000$ cd/m²
 up to 146 lm/W
 L90 @ 50 000h
 non DIM, DALI-2
 opal, microprismatic
 IP 40

Types



Colour



Light distribution




direct



DiiA® standards
 251, 252, 253



DIN EN 12464-1
 UGR ≤ 19



tunable white
 2700–6500K

Order options

COLOUR TEMPERATURE	
3000K	5
4000K	6
tunable white 2700–6500K*	
*DALI-2 DT8	

CONTROL	
non DIM	1
DALI-2	3

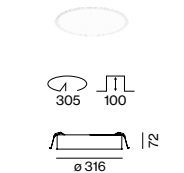
MATERIAL COLOUR	
pure white RAL 9010	

LIGHT OPTIC COVER	
opal	O
microprismatic (UGR≤19)	K

Options on request

COLOUR RENDERING INDEX	
CRI≥90	

EMERGENCY LIGHT	
1h accupack	
3h accupack	

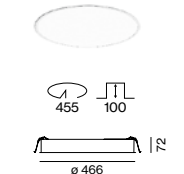


COMBO 300 trim



DIRECT

SYSTEM POWER	COLOUR TEMP.	LUMINOUS FLUX	ORDER CODE
10.1W	3000K	993lm	064-1031::7
	4000K	1050lm	
10.1W TW	2700–6500K	1060lm	064-1031D37

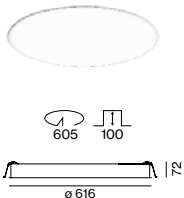


COMBO 450 trim



DIRECT

SYSTEM POWER	COLOUR TEMP.	LUMINOUS FLUX	ORDER CODE
16.7W	3000K	2050lm	064-1041::7
	4000K	2170lm	
18W TW	2700–6500K	2150lm	064-1041D37

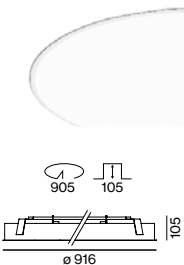


COMBO 600 trim

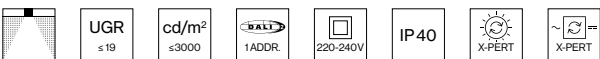


DIRECT

SYSTEM POWER	COLOUR TEMP.	LUMINOUS FLUX	ORDER CODE
31W	3000K	4020lm	064-1051::7
	4000K	4250lm	
34W TW	2700–6500K	4370lm	064-1051D37



COMBO 900 trim



DIRECT

SYSTEM POWER	COLOUR TEMP.	LUMINOUS FLUX	ORDER CODE
58W	3000K	7440lm	064-1071::37
	4000K	7880lm	



COMBO 1200 trim



DIRECT

SYSTEM POWER	COLOUR TEMP.	LUMINOUS FLUX	ORDER CODE
92W	3000K	12610lm	064-1081::37
	4000K	13350lm	

Accessories

MOUNTING RING FOR ACOUSTIC CEILING

TYPE	ORDER CODE
COMBO 300	064-1906300
COMBO 450	064-1906400
COMBO 600	064-1906500
COMBO 900	064-1906700
COMBO 1200	064-1906800

LUMINOUS FLUX value calculated for
CRI≥80, colour white, cover opal