

## UNICO square

recessed

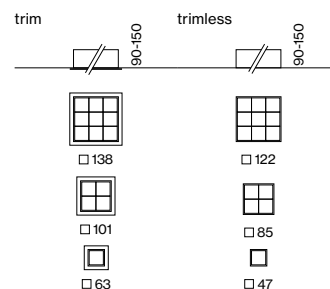
**EN** Square recessed multi-downlight made of die-cast aluminium; equipped with one (Q1) / four (Q4) / nine (Q9) individually selectable or pre-specified, customised light element(s); or with a sensor; installation without tools in mounting set with ball catch system; easy electrical installation by means of reverse polarity protected plug-in connections; suitable for ceiling thickness of 2-25 mm; surface powder coated; installation possible in different housings; high-quality reflector with micro-faceted, aluminum-vaporised surface; precise radiation characteristic with different symmetrical light distributions; or with asymmetric light distribution; energy-efficient high power LEDs with very good colour rendering; clank-free

**IT** Downlight multiplo quadrato da incasso in alluminio pressofuso; dotata di una lente (Q1) / quattro lenti (Q4) / nove (Q9) selezionabili individualmente o definite per applicazioni specifiche; oppure con un sensore (Q1); set di fissaggio con cuscinetto a sfera, senza bisogno di utensili; montaggio elettrico semplice grazie a collegamenti a spina a prova di polarizzazione inversa; per soffitti di spessore 2-25 mm; verniciatura a polvere; incasso possibile in vari telai; riflettore di alta qualità con superficie a microfaccette e vaporizzata in alluminio; emissione precisa con diversi fasci luminosi simmetrici; o con distribuzione asimmetrica della luce; LED high power a risparmio energetico con ottima resa cromatica; senza distorsione

### Quickinfo

2700 K, 3000 K, 4000 K  
 CRI ≥ 90, 3 SDCM  
 UGR ≤ 19 / 65° ≤ 1500 cd/m²  
 Q1 up to 81 lm/W  
 Q4 up to 116 lm/W  
 Q9 up to 116 lm/W  
 L90 @ 50 000 h  
 non DIM, DALI-2

### Types



### Colours



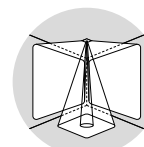
### Light optics / sensors




DiiA® standards  
251, 252, 253




sensor version  
available



one luminaire  
multiple scenes



plug / socket  
connector



black & gold  
reflector



tunable white  
2700-5000K

## Order options

## COLOUR TEMPERATURE

2700 K	4
3000 K	5
4000 K	6

## CONTROL

non DIM	1
DALI-2	3

## LIGHT OPTIC

spot round (UGR $\leq$ 10)	K
narrow medium round (UGR $\leq$ 10)	N
medium round (UGR $\leq$ 10)	B
medium square (UGR $\leq$ 10)	E
flood round (UGR $\leq$ 16)	C
flood square (UGR $\leq$ 19)	F
wide flood round	D
wide flood square	G

## MATERIAL COLOUR

○ traffic white RAL 9016	W
● jet black RAL 9005	B

## LIGHT OPTIC COLOUR

chrome reflector	0
black reflector*	B

\*not available for spot round, narrow medium round and wallwasher

## Options on request

## COLOUR TEMPERATURE

tunable white 2700–5000 K

DALI-2 DT8

## LIGHT OPTIC COLOUR

gold reflector

## MOUNTING SET

acoustic soft ceilings


## Product configurator



Create your own UNICO PRO

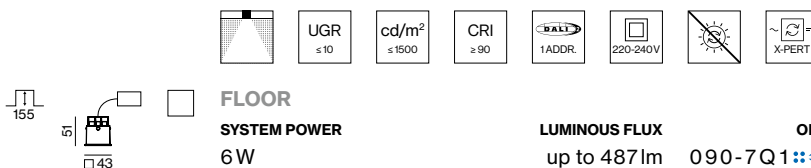
[unico.xal.com](http://unico.xal.com)

## Planning information



The icons of the light optics are shown in the reflected ceiling plan (RCP) view.

## UNICO Q1 basic recessed



## FLOOR

SYSTEM POWER	LUMINOUS FLUX	ORDER CODE
6 W	up to 487 lm	090-7 Q 1 :: $\Delta$ 0 ■ 21

choose one light optic  $\Delta$  from the options on the left depending on your room needs

## WALL

1x wallwasher

SYSTEM POWER	LUMINOUS FLUX	ORDER CODE
6 W	up to 412 lm	090-7 Q 1 :: $\Delta$ A 00 ■ 21

## CORRIDOR

1x rectangular

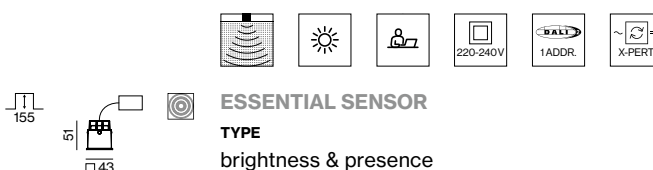
SYSTEM POWER	LUMINOUS FLUX	ORDER CODE
6 W	up to 411 lm	090-7 Q 1 :: $\Delta$ R 0 ■ 21

## WALL + FLOOR

1x wallwasher floor

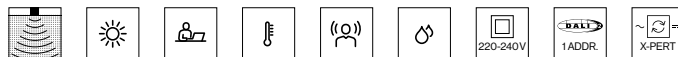
SYSTEM POWER	LUMINOUS FLUX	ORDER CODE
6 W	up to 430 lm	090-7 Q 1 :: $\Delta$ W 0 ■ 21

## UNICO Q1 sensor recessed



## ESSENTIAL SENSOR

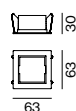
TYPE	ORDER CODE
brightness & presence	090-7 Q 1 0 0 0 0



## SENSE SENSOR

TYPE	ORDER CODE
brightness, presence, temperature, sound pressure, humidity, CO <sub>2</sub>	090-7 Q 1 0 0 1 0

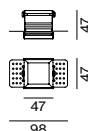
## Accessories



## MOUNTING SET WITH TRIM

for intermediate ceilings 2–25 mm

TYPE	L-W-H (mm)	CUTOUT (mm)	ORDER CODE
Q1	63-63-30	50-50	090-7 Q 1 0 2 0 ■



## TRIMLESS MOUNTING SET

for installation in plasterboard ceilings 12.5/15/20/25 mm

TYPE	L-W-H (mm)	CUTOUT (mm)	ORDER CODE
Q1	98-47-47	50-50	090-7 Q 1 0 1 0 0

LUMINOUS FLUX value calculated for  
3000 K, CRI $\geq$ 90, colour white, reflector chrome  
2700 K -6%, 4000 K +7%

## Order options

## COLOUR TEMPERATURE

2700 K	4
3000 K	5
4000 K	6

## CONTROL

non DIM	1
DALI-2	3

## LIGHT OPTIC

spot round (UGR $\leq$ 10)	K
narrow medium round (UGR $\leq$ 10)	N
medium round (UGR $\leq$ 10)	B
medium square (UGR $\leq$ 10)	E
flood round (UGR $\leq$ 16)	C
flood square (UGR $\leq$ 19)	F
wide flood round	D
wide flood square	G

## MATERIAL COLOUR

○ traffic white RAL 9016	W
● jet black RAL 9005	B

## LIGHT OPTIC COLOUR

chrome reflector	O
black reflector*	B

\*not available for spot round, narrow medium round and wallwasher

## Options on request

## COLOUR TEMPERATURE

tunable white 2700–5000 K

DALI-2 DT8

## LIGHT OPTIC COLOUR

gold reflector

## MOUNTING SET

acoustic soft ceilings


## Product configurator



Create your own UNICO PRO

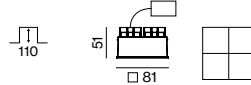
[unico.xal.com](http://unico.xal.com)

## Planning information



The icons of the light optics are shown in the reflected ceiling plan (RCP) view.

## UNICO Q4 basic recessed



## FLOOR

## SYSTEM POWER

13.1 W

## LUMINOUS FLUX

up to 1520 lm

## ORDER CODE

090-7 Q4:4A021

choose one light optic ▲ from the options on the left depending on your room needs



## WALL

4x wallwasher

## SYSTEM POWER

13.1 W

## LUMINOUS FLUX

1290 lm

## ORDER CODE

090-7 Q4:4A021



## CORRIDOR

4x wallwasher

## SYSTEM POWER

13.1 W

## LUMINOUS FLUX

1290 lm

## ORDER CODE

090-7 Q4:4A022



## WALL + FLOOR

2x wallwasher + 2x medium square

## SYSTEM POWER

13.1 W

## LUMINOUS FLUX

1270 lm

## ORDER CODE

090-7 Q4:490021



## CORNER + FLOOR

2x wallwasher + 2x medium square

## SYSTEM POWER

13.1 W

## LUMINOUS FLUX

1270 lm

## ORDER CODE

090-7 Q4:490022



## WALL + FLOOR

4x wallwasher floor

## SYSTEM POWER

13.1 W

## LUMINOUS FLUX

1340 lm

## ORDER CODE

090-7 Q4:4W021

## Accessories

## MOUNTING SET WITH TRIM

for intermediate ceilings 2–25 mm

## TYPE

Q4

## L-W-H (mm)

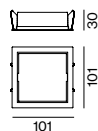
101-101-30

## CUTOUT (mm)

90-90

## ORDER CODE

090-7 Q4020



## TRIMLESS MOUNTING SET

for installation in plasterboard ceilings 12.5/15/20/25 mm

## TYPE

Q4

## L-W-H (mm)

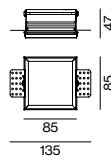
135-85-47

## CUTOUT (mm)

90-90

## ORDER CODE

090-7 Q40100



## THROUGH WIRING CONNECTION BOX

## TYPE

non DIM cable ø 4–12 mm

DALI cable ø 4–12 mm

## L-W-H (mm)

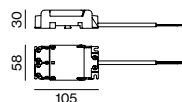
105-58-30

105-58-30

## ORDER CODE

005-2531110

005-2551110



Linect® ready

LUMINOUS FLUX value calculated for  
3000 K, CRI $\geq$ 90, colour white, reflector chrome  
2700 K -6%, 4000 K +7%

## Order options

## COLOUR TEMPERATURE

2700 K	4
3000 K	5
4000 K	6

## CONTROL

non DIM	1
DALI-2	3

## LIGHT OPTIC

spot round (UGR $\leq$ 10)	K
narrow medium round (UGR $\leq$ 10)	N
medium round (UGR $\leq$ 10)	B
medium square (UGR $\leq$ 10)	E
flood round (UGR $\leq$ 16)	C
flood square (UGR $\leq$ 19)	F
wide flood round	D
wide flood square	G

## MATERIAL COLOUR

○ traffic white RAL 9016	W
● jet black RAL 9005	B

## LIGHT OPTIC COLOUR

chrome reflector	0
black reflector*	B

\*not available for spot round, narrow medium round and wallwasher

## Options on request

## COLOUR TEMPERATURE

tunable white 2700–5000 K

DALI-2 DT8

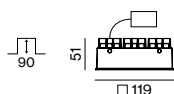
## LIGHT OPTIC COLOUR

gold reflector

## MOUNTING SET

acoustic soft ceilings

## UNICO Q9 basic recessed



## FLOOR

## SYSTEM POWER

29.9 W

## LUMINOUS FLUX

up to 3480 lm

## ORDER CODE

090-7 Q9::A0■21

choose one light optic ▲ from the options on the left depending on your room needs



## WALL

9x wallwasher

## SYSTEM POWER

29.9 W

## LUMINOUS FLUX

2950 lm

## ORDER CODE

090-7 Q9::A0021



## WALL + FLOOR

3x wallwasher + 6x flood square

## SYSTEM POWER

29.9 W

## LUMINOUS FLUX

3240 lm

## ORDER CODE

090-7 Q9::90021



## WALL + CORRIDOR

6x wallwasher + 3x rectangular

## SYSTEM POWER

29.9 W

## LUMINOUS FLUX

2940 lm

## ORDER CODE

090-7 Q9::90022



## WALL + FLOOR

9x wallwasher floor

## SYSTEM POWER

29.9 W

## LUMINOUS FLUX

3070 lm

## ORDER CODE

090-7 Q9::W0■21

## Accessories

## MOUNTING SET WITH TRIM

for intermediate ceilings 2–25 mm

## TYPE

Q9

## L-W-H (mm)

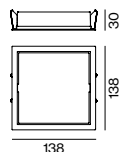
138-138-30

## CUTOUT (mm)

130-130

## ORDER CODE

090-7 Q9020■



## TRIMLESS MOUNTING SET

for installation in plasterboard ceilings 12.5/15/20/25 mm

## TYPE

Q9

## L-W-H (mm)

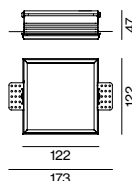
173-122-47

## CUTOUT (mm)

130-130

## ORDER CODE

090-7 Q90100



## THROUGH WIRING CONNECTION BOX

## TYPE

non DIM cable ø4–12 mm

## L-W-H (mm)

105-58-30

## ORDER CODE

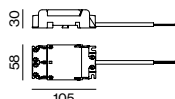
005-2531110

DALI cable ø4–12 mm


105-58-30

005-2551110

Linect® ready



**LUMINOUS FLUX** value calculated for  
3000 K, CRI $\geq$ 90, colour white, reflector chrome  
2700 K -6%, 4000 K +7%



## UNICO square high efficient recessed

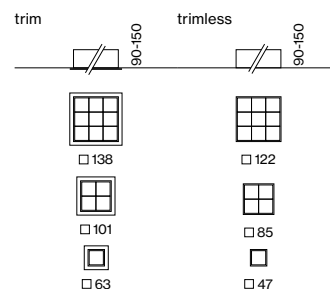
**EN** Square recessed multi-downlight made of die-cast aluminium; HIGH EFFICIENT variant; equipped with one (Q1) / four (Q4) / nine (Q9) individually selectable, customised light element(s); or with a sensor; installation without tools in mounting set with ball catch system; easy electrical installation by means of reverse polarity protected plug-in connections; suitable for ceiling thickness of 2-25 mm; surface powder coated; installation possible in different housings; high quality reflector with micro-faceted, aluminum-vaporised surface; precise radiation characteristic with different symmetrical light distributions; energy-efficient high power LEDs with very good colour rendering; clank-free

**IT** Downlight multiplo quadrato da incasso in alluminio pressofuso; versione HIGH EFFICIENT; dotata di una lente (Q1) / quattro lenti (Q4) / nove (Q9) selezionabili individualmente; oppure con un sensore (Q1); set di fissaggio con cuscinetto a sfera, senza bisogno di utensili; montaggio elettrico semplice grazie a collegamenti a spina a prova di polarizzazione inversa; per soffitti di spessore 2-25 mm; verniciatura a polvere; incasso possibile in vari telai; riflettore di alta qualità con superficie a microfaccette e vaporizzata in alluminio; emissione precisa con diversi fasci luminosi simmetrici; LED high power a risparmio energetico con ottima resa cromatica; senza distorsione

### Quickinfo

2700 K, 3000 K, 3500 K, 4000 K  
CRI  $\geq 90$ , 3 SDCM  
UGR  $\leq 19$  / 65°  $\leq 3000$  cd/m<sup>2</sup>  
Q1 up to 124 lm/W  
Q4 up to 135 lm/W  
Q9 up to 145 lm/W  
L90 @ 50 000 h  
non DIM, DALI-2

### Types



### Colours



### Light optics



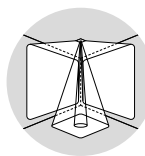
up to 145 lm/W  
(high efficiency)




DiiA® standards  
251, 252, 253




sensor version  
available



one luminaire  
multiple scenes



plug/socket  
connector



black & gold  
reflector

## Order options

## COLOUR TEMPERATURE

2700 K	9
3000 K	0
3500 K	2
4000 K	1

## CONTROL

non DIM	1
DALI-2	3

## LIGHT OPTIC

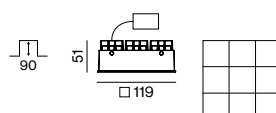
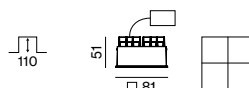
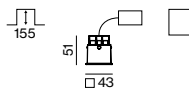
flood round (UGR $\leq$ 16)	C
flood square (UGR $\leq$ 19)	F
wide flood round	D
wide flood square	G

## MATERIAL COLOUR

○ traffic white RAL 9016	W
● jet black RAL 9005	B

## LIGHT OPTIC COLOUR

chrome reflector	0
black reflector	B



## UNICO Q1 basic high efficient recessed



## FLOOR

SYSTEM POWER	LUMINOUS FLUX	ORDER CODE
4.1 W	up to 510 lm	090-7 Q1:::▲0■31

choose one light optic ▲ from the options on the left depending on your room needs

## UNICO Q4 basic high efficient recessed



## FLOOR

SYSTEM POWER	LUMINOUS FLUX	ORDER CODE
11.6 W	up to 1570 lm	090-7 Q4:::▲0■31

choose one light optic ▲ from the options on the left depending on your room needs

## UNICO Q9 basic high efficient recessed



## FLOOR

SYSTEM POWER	LUMINOUS FLUX	ORDER CODE
24.8 W	up to 3600 lm	090-7 Q9:::▲0■31

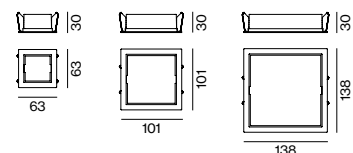
choose one light optic ▲ from the options on the left depending on your room needs

## Accessories

## MOUNTING SET WITH TRIM

for intermediate ceilings 2-25 mm

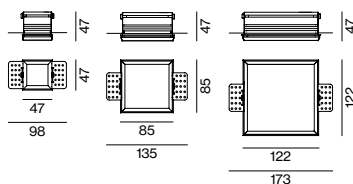
TYPE	L-W-H (mm)	CUTOUT (mm)	ORDER CODE
Q1	63-63-30	50-50	090-7 Q1020■
Q4	101-101-30	90-90	090-7 Q4020■
Q9	138-138-30	130-130	090-7 Q9020■



## TRIMLESS MOUNTING SET

for installation in plasterboard ceilings 12.5/15/20/25 mm

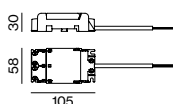
TYPE	L-W-H (mm)	CUTOUT (mm)	ORDER CODE
Q1	98-47-47	50-50	090-7 Q10100
Q4	135-85-47	90-90	090-7 Q40100
Q9	173-122-47	130-130	090-7 Q90100



## THROUGH WIRING CONNECTION BOX

TYPE	L-W-H (mm)	ORDER CODE
non DIM cable ø4-12 mm	105-58-30	005-2531110
DALI cable ø4-12 mm	105-58-30	005-2551110

Linect® ready



LUMINOUS FLUX value calculated for  
4000 K, CRI $\geq$ 90, colour white, reflector chrome  
2700 K -8%, 3000 K -4%, 3500 K -4%