



surface



TUBO 60

surface

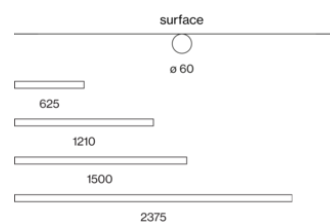
^{EN} Supporting profile in extruded aluminium; end cap in aluminium; surface powder coated; suitable for wall or ceiling mounting; light control via high-quality lens system for maximum, homogeneous illumination; completely homogeneously illuminated, cylindrical HPO (High Performance Opal) cover; energy-efficient LEDs with very good colour rendering

^{IT} Binario portante in profilo di alluminio estruso; testata di chiusura in alluminio; verniciatura a polvere; per montaggio a parete o soffitto; controllo della luce con ottica lenticolare di alta qualità per un'illum. omogenea; cover cilindrica HPO (High Performance Opal) illuminata in modo perfett. omogeneo; LED ad efficienza energetica con elevata resa cromatica

Quickinfo

3000 K, 4000 K
CRI ≥ 80, CRI ≥ 90 / 3 SDCM
fino a 3,060 lm/m
fino a 133 lm/W
L90 / 50000 h
DALI-2
High Performance Opal
IP20


Types



Colore




Distribuzione della luce




driver
integrated



system solution



uniform
illumination



TUBO 60 surface

CRI
≥ 90

OPAL DALI-2



SYSTEM	LENGTH	COLOUR TEMP.	CRI ≥	LUM. FLUX	SYSTEM	ORDER CODE
13.9 W	625 mm	3000 K	80	1590 lm	114 lm/W	0 5 8 - 3 1 1 2 5 3 <input checked="" type="checkbox"/> O
			90	1370 lm	99 lm/W	0 5 8 - 3 1 1 2 0 3 <input checked="" type="checkbox"/> O
		4000 K	80	1810 lm	130 lm/W	0 5 8 - 3 1 1 2 6 3 <input checked="" type="checkbox"/> O
			90	1480 lm	106 lm/W	0 5 8 - 3 1 1 2 1 3 <input checked="" type="checkbox"/> O
27.9 W	1210 mm	3000 K	80	3180 lm	114 lm/W	0 5 8 - 3 1 1 4 5 3 <input checked="" type="checkbox"/> O
			90	2740 lm	98 lm/W	0 5 8 - 3 1 1 4 0 3 <input checked="" type="checkbox"/> O
		4000 K	80	3620 lm	130 lm/W	0 5 8 - 3 1 1 4 6 3 <input checked="" type="checkbox"/> O
			90	2960 lm	106 lm/W	0 5 8 - 3 1 1 4 1 3 <input checked="" type="checkbox"/> O
34.0 W	1500 mm	3000 K	80	3950 lm	116 lm/W	0 5 8 - 3 1 1 5 5 3 <input checked="" type="checkbox"/> O
			90	3400 lm	100 lm/W	0 5 8 - 3 1 1 5 0 3 <input checked="" type="checkbox"/> O
		4000 K	80	4490 lm	132 lm/W	0 5 8 - 3 1 1 5 6 3 <input checked="" type="checkbox"/> O
			90	3670 lm	108 lm/W	0 5 8 - 3 1 1 5 1 3 <input checked="" type="checkbox"/> O
54.0 W	2375 mm	3000 K	80	6300 lm	117 lm/W	0 5 8 - 3 1 1 8 5 3 <input checked="" type="checkbox"/> O
			90	5430 lm	101 lm/W	0 5 8 - 3 1 1 8 0 3 <input checked="" type="checkbox"/> O
		4000 K	80	7170 lm	133 lm/W	0 5 8 - 3 1 1 8 6 3 <input checked="" type="checkbox"/> O
			90	5870 lm	109 lm/W	0 5 8 - 3 1 1 8 1 3 <input checked="" type="checkbox"/> O

Order options

COLOUR

pure white RAL 9010	<input checked="" type="checkbox"/> 7
jet black RAL 9005	8