



UNICO L2 / L3

recessed

EN Rectangular recessed multi-downlight made of die-cast aluminium; equipped with two (L2) / three (L3) individually selectable or pre-specified, customised light elements; installation without tools in mounting set with ball catch system; easy electrical installation by means of reverse polarity protected plug-in connections; suitable for ceiling thickness of 2-25mm; surface powder coated; installation possible in different housings; high quality reflector with micro-faceted, aluminum-vaporised surface; precise radiation characteristic with different symmetrical light distributions; or with asymmetric light distribution; energy-efficient high power LEDs with very good colour rendering

FR Multi-Downlight rectangulaire en aluminium moulé sous pression pour encastrément ; équipé de deux (L2) / trois (L3) éléments optiques à choisir de façon personnalisée ou définis de manière fixe, spécifiques à chaque application ; montage sans outil en kit de montage par système à dé clic à bille ; installation électrique facile par enfichage protégé contre les inversions de polarité ; convient aux épaisseurs de plafond de 2-25 mm ; surface thermolaquée ; encastrément possible dans différents boîtiers ; réflecteur de grande qualité avec surface à microfacettes, métallisée à l'aluminium ; caractéristique de diffusion précise avec différentes possibilités de répartitions symétriques de la lumière ; ou avec distribution asymétrique de la lumière ; High-Power-LED à grande efficacité énergétique, très bon rendu des couleurs

Types

trim



trimless



Couleur



Set de montage



Répartition de la lumière



one luminaire
multiple scenes



up to 145 lm/W
(high efficiency)



black & chrome
reflector



tunable white
2700 – 5000 K
(optional)




UNICO L2



SPOT ROUND 19°, CRI ≥ 90

SYSTEM	COLOUR TEMP.	LUM. FLUX	EFFICACY	ORDER CODE
6.2 W	2700 K	626 lm	101 lm/W	0 9 0 - 7 L 2 9 ◊ K 0 ■ 4 1
	3000 K	626 lm	101 lm/W	0 9 0 - 7 L 2 0 ◊ K 0 ■ 4 1
	3500 K	652 lm	105 lm/W	0 9 0 - 7 L 2 2 ◊ K 0 ■ 4 1
	4000 K	665 lm	107 lm/W	0 9 0 - 7 L 2 1 ◊ K 0 ■ 4 1

MEDIUM ROUND 34°, CRI ≥ 90

SYSTEM	COLOUR TEMP.	LUM. FLUX	EFFICACY	ORDER CODE
6.2 W	2700 K	676 lm	109 lm/W	0 9 0 - 7 L 2 9 ◊ B 0 ■ 4 1
	3000 K	676 lm	109 lm/W	0 9 0 - 7 L 2 0 ◊ B 0 ■ 4 1
	3500 K	705 lm	114 lm/W	0 9 0 - 7 L 2 2 ◊ B 0 ■ 4 1
	4000 K	719 lm	116 lm/W	0 9 0 - 7 L 2 1 ◊ B 0 ■ 4 1

FLOOD ROUND 47°, CRI ≥ 90

SYSTEM	COLOUR TEMP.	LUM. FLUX	EFFICACY	ORDER CODE
6.2 W	2700 K	723 lm	117 lm/W	0 9 0 - 7 L 2 9 ◊ C 0 ■ 4 1
	3000 K	723 lm	117 lm/W	0 9 0 - 7 L 2 0 ◊ C 0 ■ 4 1
	3500 K	753 lm	121 lm/W	0 9 0 - 7 L 2 2 ◊ C 0 ■ 4 1
	4000 K	768 lm	124 lm/W	0 9 0 - 7 L 2 1 ◊ C 0 ■ 4 1

WIDE FLOOD ROUND 67°, CRI ≥ 90

SYSTEM	COLOUR TEMP.	LUM. FLUX	EFFICACY	ORDER CODE
6.2 W	2700 K	734 lm	118 lm/W	0 9 0 - 7 L 2 9 ◊ D 0 ■ 4 1
	3000 K	734 lm	118 lm/W	0 9 0 - 7 L 2 0 ◊ D 0 ■ 4 1
	3500 K	764 lm	123 lm/W	0 9 0 - 7 L 2 2 ◊ D 0 ■ 4 1
	4000 K	780 lm	126 lm/W	0 9 0 - 7 L 2 1 ◊ D 0 ■ 4 1

MEDIUM SQUARE 32°, CRI ≥ 90

SYSTEM	COLOUR TEMP.	LUM. FLUX	EFFICACY	ORDER CODE
6.2 W	2700 K	659 lm	106 lm/W	0 9 0 - 7 L 2 9 ◊ E 0 ■ 4 1
	3000 K	659 lm	106 lm/W	0 9 0 - 7 L 2 0 ◊ E 0 ■ 4 1
	3500 K	686 lm	111 lm/W	0 9 0 - 7 L 2 2 ◊ E 0 ■ 4 1
	4000 K	700 lm	113 lm/W	0 9 0 - 7 L 2 1 ◊ E 0 ■ 4 1

FLOOD SQUARE 55°, CRI ≥ 90

SYSTEM	COLOUR TEMP.	LUM. FLUX	EFFICACY	ORDER CODE
6.2 W	2700 K	735 lm	119 lm/W	0 9 0 - 7 L 2 9 ◊ F 0 ■ 4 1
	3000 K	735 lm	119 lm/W	0 9 0 - 7 L 2 0 ◊ F 0 ■ 4 1
	3500 K	766 lm	124 lm/W	0 9 0 - 7 L 2 2 ◊ F 0 ■ 4 1
	4000 K	781 lm	126 lm/W	0 9 0 - 7 L 2 1 ◊ F 0 ■ 4 1

Order options

CONTROL	◊	COLOUR	■	COLOUR	
non DIM	1	black reflector	B	jet black	RAL 9005
DALI-2	3	chrome reflector	O	traffic white	RAL 9016

RECTANGULAR MEDIUM 31°x67°, CRI ≥ 90

SYSTEM	COLOUR TEMP.	LUM. FLUX	EFFICACY	ORDER CODE
6.2 W	2700 K	708 lm	114 lm/W	0 9 0 - 7 L 2 9 \blacklozenge R 0 \blacksquare 4 1
	3000 K	708 lm	114 lm/W	0 9 0 - 7 L 2 0 \blacklozenge R 0 \blacksquare 4 1
	3500 K	738 lm	119 lm/W	0 9 0 - 7 L 2 2 \blacklozenge R 0 \blacksquare 4 1
	4000 K	752 lm	121 lm/W	0 9 0 - 7 L 2 1 \blacklozenge R 0 \blacksquare 4 1

WIDE FLOOD SQUARE 70°, CRI ≥ 90

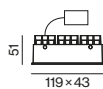
SYSTEM	COLOUR TEMP.	LUM. FLUX	EFFICACY	ORDER CODE
6.2 W	2700 K	740 lm	119 lm/W	0 9 0 - 7 L 2 9 \blacklozenge G 0 \blacksquare 4 1
	3000 K	740 lm	119 lm/W	0 9 0 - 7 L 2 0 \blacklozenge G 0 \blacksquare 4 1
	3500 K	771 lm	124 lm/W	0 9 0 - 7 L 2 2 \blacklozenge G 0 \blacksquare 4 1
	4000 K	786 lm	127 lm/W	0 9 0 - 7 L 2 1 \blacklozenge G 0 \blacksquare 4 1

WALLWASHER chrome reflector, CRI ≥ 90

SYSTEM	COLOUR TEMP.	LUM. FLUX	EFFICACY	ORDER CODE
6.2 W	2700 K	570 lm	92 lm/W	0 9 0 - 7 L 2 9 \blacklozenge A 0 0 4 2
	3000 K	570 lm	92 lm/W	0 9 0 - 7 L 2 0 \blacklozenge A 0 0 4 2
	3500 K	594 lm	96 lm/W	0 9 0 - 7 L 2 2 \blacklozenge A 0 0 4 2
	4000 K	606 lm	98 lm/W	0 9 0 - 7 L 2 1 \blacklozenge A 0 0 4 2

WALL FLOOR CRI ≥ 90

SYSTEM	COLOUR TEMP.	LUM. FLUX	EFFICACY	ORDER CODE
6.2 W	2700 K	671 lm	108 lm/W	0 9 0 - 7 L 2 9 \blacklozenge W 0 \blacksquare 4 2
	3000 K	671 lm	108 lm/W	0 9 0 - 7 L 2 0 \blacklozenge W 0 \blacksquare 4 2
	3500 K	699 lm	113 lm/W	0 9 0 - 7 L 2 2 \blacklozenge W 0 \blacksquare 4 2
	4000 K	713 lm	115 lm/W	0 9 0 - 7 L 2 1 \blacklozenge W 0 \blacksquare 4 2

**UNICO L3****SPOT ROUND 19°, CRI ≥ 90**

SYSTEM	COLOUR TEMP.	LUM. FLUX	EFFICACY	ORDER CODE
8.7 W	2700 K	939 lm	108 lm/W	0 9 0 - 7 L 3 9 \blacklozenge K 0 \blacksquare 4 1
	3000 K	939 lm	108 lm/W	0 9 0 - 7 L 3 0 \blacklozenge K 0 \blacksquare 4 1
	3500 K	978 lm	112 lm/W	0 9 0 - 7 L 3 2 \blacklozenge K 0 \blacksquare 4 1
	4000 K	998 lm	115 lm/W	0 9 0 - 7 L 3 1 \blacklozenge K 0 \blacksquare 4 1

MEDIUM ROUND 34°, CRI ≥ 90

SYSTEM	COLOUR TEMP.	LUM. FLUX	EFFICACY	ORDER CODE
8.7 W	2700 K	1010 lm	116 lm/W	0 9 0 - 7 L 3 9 \blacklozenge B 0 \blacksquare 4 1
	3000 K	1010 lm	116 lm/W	0 9 0 - 7 L 3 0 \blacklozenge B 0 \blacksquare 4 1
	3500 K	1060 lm	122 lm/W	0 9 0 - 7 L 3 2 \blacklozenge B 0 \blacksquare 4 1
	4000 K	1080 lm	124 lm/W	0 9 0 - 7 L 3 1 \blacklozenge B 0 \blacksquare 4 1

Order options

CONTROL	\blacklozenge	COLOUR	\blacksquare	COLOUR	
non DIM	1	black reflector	B	jet black	RAL 9005
DALI-2	3	chrome reflector	O	traffic white	RAL 9016

FLOOD ROUND 47°, CRI ≥ 90

SYSTEM	COLOUR TEMP.	LUM. FLUX	EFFICACY	ORDER CODE
8.7 W	2700 K	1080 lm	124 lm/W	0 9 0 - 7 L 3 9 <input checked="" type="checkbox"/> C 0 <input checked="" type="checkbox"/> 4 1
	3000 K	1080 lm	124 lm/W	0 9 0 - 7 L 3 0 <input checked="" type="checkbox"/> C 0 <input checked="" type="checkbox"/> 4 1
	3500 K	1130 lm	130 lm/W	0 9 0 - 7 L 3 2 <input checked="" type="checkbox"/> C 0 <input checked="" type="checkbox"/> 4 1
	4000 K	1150 lm	132 lm/W	0 9 0 - 7 L 3 1 <input checked="" type="checkbox"/> C 0 <input checked="" type="checkbox"/> 4 1

WIDE FLOOD ROUND 67°, CRI ≥ 90

SYSTEM	COLOUR TEMP.	LUM. FLUX	EFFICACY	ORDER CODE
8.7 W	2700 K	1100 lm	126 lm/W	0 9 0 - 7 L 3 9 <input checked="" type="checkbox"/> D 0 <input checked="" type="checkbox"/> 4 1
	3000 K	1100 lm	126 lm/W	0 9 0 - 7 L 3 0 <input checked="" type="checkbox"/> D 0 <input checked="" type="checkbox"/> 4 1
	3500 K	1150 lm	132 lm/W	0 9 0 - 7 L 3 2 <input checked="" type="checkbox"/> D 0 <input checked="" type="checkbox"/> 4 1
	4000 K	1170 lm	134 lm/W	0 9 0 - 7 L 3 1 <input checked="" type="checkbox"/> D 0 <input checked="" type="checkbox"/> 4 1

MEDIUM SQUARE 32°, CRI ≥ 90

SYSTEM	COLOUR TEMP.	LUM. FLUX	EFFICACY	ORDER CODE
8.7 W	2700 K	988 lm	114 lm/W	0 9 0 - 7 L 3 9 <input checked="" type="checkbox"/> E 0 <input checked="" type="checkbox"/> 4 1
	3000 K	988 lm	114 lm/W	0 9 0 - 7 L 3 0 <input checked="" type="checkbox"/> E 0 <input checked="" type="checkbox"/> 4 1
	3500 K	1030 lm	118 lm/W	0 9 0 - 7 L 3 2 <input checked="" type="checkbox"/> E 0 <input checked="" type="checkbox"/> 4 1
	4000 K	1050 lm	121 lm/W	0 9 0 - 7 L 3 1 <input checked="" type="checkbox"/> E 0 <input checked="" type="checkbox"/> 4 1

FLOOD SQUARE 55°, CRI ≥ 90

SYSTEM	COLOUR TEMP.	LUM. FLUX	EFFICACY	ORDER CODE
8.7 W	2700 K	1100 lm	126 lm/W	0 9 0 - 7 L 3 9 <input checked="" type="checkbox"/> F 0 <input checked="" type="checkbox"/> 4 1
	3000 K	1100 lm	126 lm/W	0 9 0 - 7 L 3 0 <input checked="" type="checkbox"/> F 0 <input checked="" type="checkbox"/> 4 1
	3500 K	1150 lm	132 lm/W	0 9 0 - 7 L 3 2 <input checked="" type="checkbox"/> F 0 <input checked="" type="checkbox"/> 4 1
	4000 K	1170 lm	134 lm/W	0 9 0 - 7 L 3 1 <input checked="" type="checkbox"/> F 0 <input checked="" type="checkbox"/> 4 1

WIDE FLOOD SQUARE 70°, CRI ≥ 90

SYSTEM	COLOUR TEMP.	LUM. FLUX	EFFICACY	ORDER CODE
8.7 W	2700 K	1110 lm	128 lm/W	0 9 0 - 7 L 3 9 <input checked="" type="checkbox"/> G 0 <input checked="" type="checkbox"/> 4 1
	3000 K	1110 lm	128 lm/W	0 9 0 - 7 L 3 0 <input checked="" type="checkbox"/> G 0 <input checked="" type="checkbox"/> 4 1
	3500 K	1160 lm	133 lm/W	0 9 0 - 7 L 3 2 <input checked="" type="checkbox"/> G 0 <input checked="" type="checkbox"/> 4 1
	4000 K	1180 lm	136 lm/W	0 9 0 - 7 L 3 1 <input checked="" type="checkbox"/> G 0 <input checked="" type="checkbox"/> 4 1

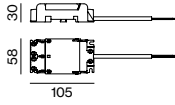
WALLWASHER chrome reflector, CRI ≥ 90

SYSTEM	COLOUR TEMP.	LUM. FLUX	EFFICACY	ORDER CODE
8.7 W	2700 K	856 lm	98 lm/W	0 9 0 - 7 L 3 9 <input checked="" type="checkbox"/> A 0 0 4 1
	3000 K	856 lm	98 lm/W	0 9 0 - 7 L 3 0 <input checked="" type="checkbox"/> A 0 0 4 1
	3500 K	891 lm	102 lm/W	0 9 0 - 7 L 3 2 <input checked="" type="checkbox"/> A 0 0 4 1
	4000 K	909 lm	104 lm/W	0 9 0 - 7 L 3 1 <input checked="" type="checkbox"/> A 0 0 4 1

Order options

CONTROL	<input checked="" type="checkbox"/>	COLOUR	<input checked="" type="checkbox"/>	COLOUR	
non DIM	1	black reflector	B	jet black	RAL 9005
DALI-2	3	chrome reflector	0	traffic white	RAL 9016

Electrical mounting accessories (optional)

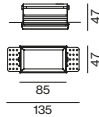


THROUGH WIRING CONNECTION BOX

TYPE	L-W-H (mm)	ORDER CODE
non DIM cable \varnothing 4 – 12 mm	105-58-30	0 0 5 - 2 5 3 1 1 1 0
DALI cable \varnothing 4 – 12 mm	105-58-30	0 0 5 - 2 5 5 1 1 1 0

Linect®-Ready

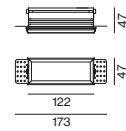
Mounting accessories (required)



MOUNTING SET trimless for plasterboard ceilings

PLASTERBOARD CEILING THICKNESS	L-W-H (mm)	ORDER CODE
12.5/15/20/25 mm	85-47-47	0 9 0 - 7 L 2 0 1 0 0

for UNICO L2 and UNICO wall recessed 1 lamp



MOUNTING SET trimless for plasterboard ceilings

PLASTERBOARD CEILING THICKNESS	L-W-H (mm)	ORDER CODE
12.5/15/20/25 mm	122-47-47	0 9 0 - 7 L 3 0 1 0 0

for UNICO L3



MOUNTING SET with trim for intermediate ceilings, 2-25 mm

COLOUR	L-W-H (mm)	ORDER CODE
jet black	101-63-30	0 9 0 - 7 L 2 0 2 0 B
traffic white	101-63-30	0 9 0 - 7 L 2 0 2 0 W

for UNICO L2 and UNICO wall recessed 1 lamp



MOUNTING SET with trim for intermediate ceilings, 2-25 mm

COLOUR	L-W-H (mm)	ORDER CODE
jet black	138-63-30	0 9 0 - 7 L 3 0 2 0 B
traffic white	138-63-30	0 9 0 - 7 L 3 0 2 0 W

for UNICO L3

Order options

CONTROL		COLOUR		COLOUR	
non DIM	1	black reflector	B	jet black	RAL 9005
DALI-2	3	chrome reflector	0	traffic white	RAL 9016

Benaki Museum Shop, Navarino Agora

Grèce

Architecte
STUDIOLAV and
Kostantia Manthou

Photographe
Manos Chatzikonstantis



Produits utilisés



**UNICO L2 / L3
recessed**



**UNICO L2 / L3 basic
recessed**





Forschungsbau Weltbeziehungen Universität Erfurt

Allemagne

Lighting Design
lichtraum

Photographe
Steven Neukirch
Fotografie



Produits utilisés



**UNICO L2 / L3
recessed**



LENO surface



**UNICO L2 / L3 basic
recessed**

