



SASSO 40 round downlight

recessed 1 lamp

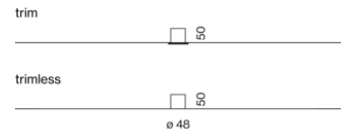
EN Round recessed spotlight; installation without tools in mounting set (trimless or with trim) with ball catch system; surface lacquered; installation possible in different housings; precise radiation characteristic due to high quality lens system; COB (Chip on Board) technology for maximum efficiency; no multiple shadows; efficient LEDs with very good colour rendering

FR Spot rond encastrable ; montage sans outil en kit de montage (sans bord ou avec bord continu) par système à dé clic à bille ; surface laquée ; encastrement possible dans différents boîtiers ; caractéristiques de rayonn. précises grâce à l'optique à lentille ; Technologie COB (Chip on Board) pour efficacité maximale ; pas d'ombres multiples ; LED économes en énergie à restitution de couleur élevée

Quickinfo

2700 K, 3000 K, 4000 K
 CRI ≥ 90 / 3 SDCM (initial MacAdam)
 UGR ≤ 10 , UGR ≤ 13 , UGR ≤ 16 , UGR ≤ 19
 jusqu'à 81 lm/W
 L85 / 50000 h
 DALI-2, non DIM
 front IP44, back IP20

Types



Couleur



Set de montage



Répartition de la lumière



glare control
 (UGR ≤ 16)



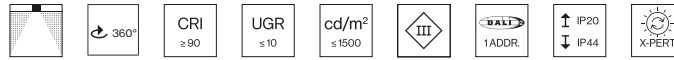
60 mm recess
 depth (DIN rail)



quick mounting
 in soft acoustic
 ceilings



SASSO 40 round downlight



SPOT 15°, CRI ≥ 90

FIXTURE	COLOUR TEMP.	LUM. FLUX	EFFICACY	ORDER CODE
5.1 W,	2700 K	372 lm	73 lm/W	0 4 8 - 2 8 0 0 4 1 <input checked="" type="checkbox"/> S
12 Vf,	3000 K	401 lm	78 lm/W	0 4 8 - 2 8 0 0 5 1 <input checked="" type="checkbox"/> S
450 mA	4000 K	401 lm	78 lm/W	0 4 8 - 2 8 0 0 6 1 <input checked="" type="checkbox"/> S



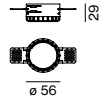
MEDIUM 25°, CRI ≥ 90

FIXTURE	COLOUR TEMP.	LUM. FLUX	EFFICACY	ORDER CODE
5.1 W,	2700 K	381 lm	75 lm/W	0 4 8 - 2 8 0 0 4 1 <input checked="" type="checkbox"/> M
12 Vf,	3000 K	410 lm	80 lm/W	0 4 8 - 2 8 0 0 5 1 <input checked="" type="checkbox"/> M
450 mA	4000 K	410 lm	80 lm/W	0 4 8 - 2 8 0 0 6 1 <input checked="" type="checkbox"/> M

FLOOD 46°, CRI ≥ 90

FIXTURE	COLOUR TEMP.	LUM. FLUX	EFFICACY	ORDER CODE
5.1 W,	2700 K	386 lm	75 lm/W	0 4 8 - 2 8 0 0 4 1 <input checked="" type="checkbox"/> F
12 Vf,	3000 K	415 lm	81 lm/W	0 4 8 - 2 8 0 0 5 1 <input checked="" type="checkbox"/> F
450 mA	4000 K	415 lm	81 lm/W	0 4 8 - 2 8 0 0 6 1 <input checked="" type="checkbox"/> F

Mounting accessories (required)



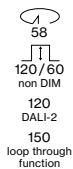
MOUNTING SET trimless for plasterboard ceilings

COLOUR	PLASTERBOARD CEILING THICKNESS	Ø-H (mm)	ORDER CODE
traffic white	12.5/15/25 mm	56-29	0 4 8 - 2 8 9 6 1 1 7



MOUNTING SET trimless for soft acoustic ceilings

COLOUR	CEILING THICKNESS	Ø-H (mm)	ORDER CODE
traffic white	25-40 mm	64-25	0 4 8 - 2 8 9 6 1 9 7

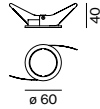


MOUNTING SET with trim for soft acoustic ceilings, 25-40 mm

COLOUR	Ø-H (mm)	ORDER CODE
traffic white	64-27	0 4 8 - 2 8 9 6 3 9 7
jet black	64-27	0 4 8 - 2 8 9 6 3 9 8

Order options

COLOUR	<input checked="" type="checkbox"/>	COLOUR	
jet black RAL 9005	1	traffic black	RAL 9017
matt silver	4		
traffic white RAL 9016	7		
gold dust RAL 260-M	9		

**MOUNTING SET with trim 1 lamp** for intermediate ceilings, 2-25 mm

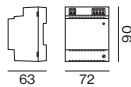
COLOUR	Ø-H (mm)	ORDER CODE
traffic white	60-40	0 4 8 - 2 8 9 6 3 1 7
jet black	60-40	0 4 8 - 2 8 9 6 3 1 8

Mounting tools accessories (optional)**MOUNTING TOOL** for soft acoustic ceilings

COLOUR	ORDER CODE
traffic black	0 4 8 - 2 8 9 5 9 1 8

Electrical accessories (required)**POWER SUPPLY** 450 mA, 198-264 V AC, PC2

TYPE	EFFICIENCY	L-W-H (mm)	ORDER CODE
23 W non DIM	η 88 %	138-30-21	0 0 2 - 9 0 7 5 2
15 W DALI-2	η 87 %	147-33-23	0 0 2 - 9 0 7 5 3

Electrical accessories (optional)**DIN RAIL POWER SUPPLY BASIC** 48 V

TYPE	INPUT VOLTAGE	EFFICIENCY	L-W-H (mm)	ORDER CODE
160 W PC2	220-240 V AC	η 94 %	72-90-63	0 0 5 - 6 5 2 0 2 1 0

Lifetime >100.000h @ 120W, 45°C ambient temp., cascable max. 3 devices

DIN RAIL LED DRIVER

TYPE	L-W-H (mm)	ORDER CODE
DALI-2 DT6 1-2 addresses	36-88-59	0 0 5 - 6 1 2 1 0 3 0

200 -1050 mA settable const. current | 2×42W | 48V DC | U OUT 10-40V

POWER SUPPLY PRE-WIRED with junction box DALI-2, 15 W, 198-264 V AC, PC2

TYPE	EFFICIENCY	ORDER CODE
450 mA	η 87 %	0 0 2 - 9 0 7 5 0 A
200 mA	η 87 %	0 0 2 - 9 0 7 4 9 A

POWER SUPPLY with loop through function DALI-2, 15 W, 198-264 V AC, PC2

TYPE	EFFICIENCY	L-W-H (mm)	ORDER CODE
450 mA	η 87 %	185-30-21	0 0 2 - 9 0 7 5 0
200 mA	η 87 %		0 0 2 - 9 0 7 4 9

Order options

COLOUR	<input checked="" type="checkbox"/>	COLOUR	
jet black RAL 9005	1	traffic black	RAL 9017
matt silver	4		
traffic white RAL 9016	7		
gold dust RAL 260-M	9		