

Quickinfo

3000 K, 3500 K, 4000 K
CRI ≥ 95 / 3 SDCM (initial MacAdam)
UGR ≤ 25
jusqu'à 88 lm/W
L80 / 50000 h
sans driver
IP20

Types



Colours

Répartition de la lumière

FINA SUPPORT spotline

standing system

EN Miniature rectangular lamp made of aluminium; angular design; surface lacquered; plug and play electrical connector system for toolless mounting; different mechanical and electrical poles available; for flexible system design; fitted with LED light points; precise radiation characteristic with different symmetrical light distributions; or with asymmetric light distribution; light inset rotatable; energy-efficient LEDs with very good colour rendering; converter plug and play; converter separately available

FR Lampe miniature rectangulaire en aluminium ; forme angulaire ; surface laquée ; système de branchement électrique par trous métallisés pour montage sans outil ; différents pôles mécaniques et électriques disponibles ; pour structure de système flexible ; équipé de points lumineux à LED ; caractéristique de diffusion précise avec différentes possibilités de répartitions symétriques de la lumière ; ou avec distribution asymétrique de la lumière ; insert d'éclairage rotatif ; LED économes en énergie à restitution de couleur élevée ; convertisseur préassemblé prêt à brancher ; convertisseur à commander séparément


CRI ≥ 95, R9 ≥ 90


seamless design


360° tiltable


brilliance effect





FINA SUPPORT spotline standing system

360° | CRI ≥95 | 24V | DALI-2 | CB | UL | X-PERT

MEDIUM 32°x46°, CRI ≥ 95, excl. driver

FIXTURE	LENGTH	LUM. FLUX	ORDER CODE
1.4 W	66 mm	97 lm	0 1 1 - 0 2 0 0 :: 1 ◪ M
	100 mm	97 lm	0 1 1 - 0 2 0 1 :: 1 ◪ M
4.1 W	200 mm	239 lm	0 1 1 - 0 2 0 2 :: 1 ◪ M
	260 mm	239 lm	0 1 1 - 0 2 9 A F :: 1 ◪ M
	320 mm	239 lm	0 1 1 - 0 2 9 A H :: 1 ◪ M
	380 mm	239 lm	0 1 1 - 0 2 9 A J :: 1 ◪ M
8.1 W	400 mm	478 lm	0 1 1 - 0 2 0 3 :: 1 ◪ M
	460 mm	478 lm	0 1 1 - 0 2 9 A L :: 1 ◪ M
	520 mm	478 lm	0 1 1 - 0 2 9 A N :: 1 ◪ M
	580 mm	478 lm	0 1 1 - 0 2 9 A P :: 1 ◪ M
12.2 W	600 mm	717 lm	0 1 1 - 0 2 0 4 :: 1 ◪ M
	660 mm	717 lm	0 1 1 - 0 2 9 A R :: 1 ◪ M
	720 mm	717 lm	0 1 1 - 0 2 9 A T :: 1 ◪ M
	780 mm	717 lm	0 1 1 - 0 2 9 A U :: 1 ◪ M
16.2 W	800 mm	956 lm	0 1 1 - 0 2 0 5 :: 1 ◪ M
	860 mm	956 lm	0 1 1 - 0 2 9 A X :: 1 ◪ M
	920 mm	956 lm	0 1 1 - 0 2 9 A Z :: 1 ◪ M
	980 mm	956 lm	0 1 1 - 0 2 9 B A :: 1 ◪ M
20.3 W	1000 mm	1190 lm	0 1 1 - 0 2 0 6 :: 1 ◪ M
	1060 mm	1190 lm	0 1 1 - 0 2 9 B C :: 1 ◪ M
	1120 mm	1190 lm	0 1 1 - 0 2 9 B E :: 1 ◪ M
	1180 mm	1190 lm	0 1 1 - 0 2 9 B F :: 1 ◪ M
24.3 W	1200 mm	1430 lm	0 1 1 - 0 2 0 7 :: 1 ◪ M

The data values for the luminous flux of fraction may differ for specific order options by -10%. Luminous flux value refers to colour temperature 4000 K. Light inset incl. 1 electrical linear connector (UL version only); note the maximum allowed system power from the mounting instructions; 66mm and 100mm only available as non DIM version

Order options

COLOUR TEMPERATURE ::	
3000 K	0
4000 K	1
3500 K	2

COLOUR ◪	
white aluminium RAL 9006	6
tar black RAL 9021	8

NOTE

Products from the Showcase Lighting range are excluded from returns.

ASYMMETRIC CRI ≥ 95, excl. driver

FIXTURE	LENGTH	LUM. FLUX	ORDER CODE
1.4 W	66 mm	86 lm	0 1 1 - 0 2 0 0 :: 1 ◪ A
	100 mm	86 lm	0 1 1 - 0 2 0 1 :: 1 ◪ A
4.1 W	200 mm	211 lm	0 1 1 - 0 2 0 2 :: 1 ◪ A
	260 mm	211 lm	0 1 1 - 0 2 9 A F :: 1 ◪ A
	320 mm	211 lm	0 1 1 - 0 2 9 A H :: 1 ◪ A
	380 mm	211 lm	0 1 1 - 0 2 9 A J :: 1 ◪ A
8.1 W	400 mm	422 lm	0 1 1 - 0 2 0 3 :: 1 ◪ A
	460 mm	422 lm	0 1 1 - 0 2 9 A L :: 1 ◪ A
	520 mm	422 lm	0 1 1 - 0 2 9 A N :: 1 ◪ A
	580 mm	422 lm	0 1 1 - 0 2 9 A P :: 1 ◪ A
12.2 W	600 mm	634 lm	0 1 1 - 0 2 0 4 :: 1 ◪ A
	660 mm	634 lm	0 1 1 - 0 2 9 A R :: 1 ◪ A
	720 mm	634 lm	0 1 1 - 0 2 9 A T :: 1 ◪ A
	780 mm	634 lm	0 1 1 - 0 2 9 A U :: 1 ◪ A
16.2 W	800 mm	845 lm	0 1 1 - 0 2 0 5 :: 1 ◪ A
	860 mm	845 lm	0 1 1 - 0 2 9 A X :: 1 ◪ A
	920 mm	845 lm	0 1 1 - 0 2 9 A Z :: 1 ◪ A
	980 mm	845 lm	0 1 1 - 0 2 9 B A :: 1 ◪ A
20.3 W	1000 mm	1060 lm	0 1 1 - 0 2 0 6 :: 1 ◪ A
	1060 mm	1060 lm	0 1 1 - 0 2 9 B C :: 1 ◪ A
	1120 mm	1060 lm	0 1 1 - 0 2 9 B E :: 1 ◪ A
	1180 mm	1060 lm	0 1 1 - 0 2 9 B F :: 1 ◪ A
24.3 W	1200 mm	1270 lm	0 1 1 - 0 2 0 7 :: 1 ◪ A

The data values for the luminous flux may differ for specific order options by -10%. Luminous flux value refers to colour temperature 4000 K. Light inset incl. 1 electrical linear connector (UL version only); note the maximum allowed system power from the mounting instructions; 66mm and 100mm only available as non DIM version

Order options

COLOUR TEMPERATURE ::	
3000 K	0
4000 K	1
3500 K	2

COLOUR ◪	
white aluminium RAL 9006	6
tar black RAL 9021	8

NOTE

Products from the Showcase Lighting range are excluded from returns.





FINA SUPPORT spotline 30° standing system

360° | CRI ≥95 | 24V | DALI-2 | CB | UL | X-PERT

MEDIUM 32°x46°, CRI ≥ 95, excl. driver

FIXTURE	LENGTH	LUM. FLUX	ORDER CODE
1.4 W	66 mm	97 lm	0 1 1 - 0 3 0 0 :: 1 ◪ M
	100 mm	97 lm	0 1 1 - 0 3 0 1 :: 1 ◪ M
4.1 W	200 mm	239 lm	0 1 1 - 0 3 0 2 :: 1 ◪ M
	260 mm	239 lm	0 1 1 - 0 3 9 A F :: 1 ◪ M
	320 mm	239 lm	0 1 1 - 0 3 9 A H :: 1 ◪ M
	380 mm	239 lm	0 1 1 - 0 3 9 A J :: 1 ◪ M
8.1 W	400 mm	478 lm	0 1 1 - 0 3 0 3 :: 1 ◪ M
	460 mm	478 lm	0 1 1 - 0 3 9 A L :: 1 ◪ M
	520 mm	478 lm	0 1 1 - 0 3 9 A N :: 1 ◪ M
	580 mm	478 lm	0 1 1 - 0 3 9 A P :: 1 ◪ M
12.2 W	600 mm	717 lm	0 1 1 - 0 3 0 4 :: 1 ◪ M
	660 mm	717 lm	0 1 1 - 0 3 9 A R :: 1 ◪ M
	720 mm	717 lm	0 1 1 - 0 3 9 A T :: 1 ◪ M
	780 mm	717 lm	0 1 1 - 0 3 9 A U :: 1 ◪ M
16.2 W	800 mm	956 lm	0 1 1 - 0 3 0 5 :: 1 ◪ M
	860 mm	956 lm	0 1 1 - 0 3 9 A X :: 1 ◪ M
	920 mm	956 lm	0 1 1 - 0 3 9 A Z :: 1 ◪ M
	980 mm	956 lm	0 1 1 - 0 3 9 B A :: 1 ◪ M
20.3 W	1000 mm	1190 lm	0 1 1 - 0 3 0 6 :: 1 ◪ M
	1060 mm	1190 lm	0 1 1 - 0 3 9 B C :: 1 ◪ M
	1120 mm	1190 lm	0 1 1 - 0 3 9 B E :: 1 ◪ M
	1180 mm	1190 lm	0 1 1 - 0 3 9 B F :: 1 ◪ M
24.3 W	1200 mm	1430 lm	0 1 1 - 0 3 0 7 :: 1 ◪ M

The data values for the luminous flux may differ for specific order options by -10%. Luminous flux value refers to colour temperature 4000 K. Light inset incl. 1 electrical linear connector (UL version only); note the maximum allowed system power from the mounting instructions; 66mm and 100mm only available as non DIM version

Order options

COLOUR TEMPERATURE ::	
3000 K	0
4000 K	1
3500 K	2

COLOUR ◪	
white aluminium RAL 9006	6
tar black RAL 9021	8

NOTE

Products from the Showcase Lighting range are excluded from returns.

ASYMMETRIC CRI ≥ 95, excl. driver

FIXTURE	LENGTH	LUM. FLUX	ORDER CODE
1.4 W	66 mm	86 lm	0 1 1 - 0 3 0 0 :: 1 ◪ A
	100 mm	86 lm	0 1 1 - 0 3 0 1 :: 1 ◪ A
4.1 W	200 mm	211 lm	0 1 1 - 0 3 0 2 :: 1 ◪ A
	260 mm	211 lm	0 1 1 - 0 3 9 A F :: 1 ◪ A
	320 mm	211 lm	0 1 1 - 0 3 9 A H :: 1 ◪ A
	380 mm	211 lm	0 1 1 - 0 3 9 A J :: 1 ◪ A
8.1 W	400 mm	422 lm	0 1 1 - 0 3 0 3 :: 1 ◪ A
	460 mm	422 lm	0 1 1 - 0 3 9 A L :: 1 ◪ A
	520 mm	422 lm	0 1 1 - 0 3 9 A N :: 1 ◪ A
	580 mm	422 lm	0 1 1 - 0 3 9 A P :: 1 ◪ A
12.2 W	600 mm	634 lm	0 1 1 - 0 3 0 4 :: 1 ◪ A
	660 mm	634 lm	0 1 1 - 0 3 9 A R :: 1 ◪ A
	720 mm	634 lm	0 1 1 - 0 3 9 A T :: 1 ◪ A
	780 mm	634 lm	0 1 1 - 0 3 9 A U :: 1 ◪ A
16.2 W	800 mm	845 lm	0 1 1 - 0 3 0 5 :: 1 ◪ A
	860 mm	845 lm	0 1 1 - 0 3 9 A X :: 1 ◪ A
	920 mm	845 lm	0 1 1 - 0 3 9 A Z :: 1 ◪ A
	980 mm	845 lm	0 1 1 - 0 3 9 B A :: 1 ◪ A
20.3 W	1000 mm	1060 lm	0 1 1 - 0 3 0 6 :: 1 ◪ A
	1060 mm	1060 lm	0 1 1 - 0 3 9 B C :: 1 ◪ A
	1120 mm	1060 lm	0 1 1 - 0 3 9 B E :: 1 ◪ A
	1180 mm	1060 lm	0 1 1 - 0 3 9 B F :: 1 ◪ A
24.3 W	1200 mm	1270 lm	0 1 1 - 0 3 0 7 :: 1 ◪ A

The data values for the luminous flux may differ for specific order options by -10%. Luminous flux value refers to colour temperature 4000 K. Light inset incl. 1 electrical linear connector (UL version only); note the maximum allowed system power from the mounting instructions; 66mm and 100mm only available as non DIM version

Order options

COLOUR TEMPERATURE ::	
3000 K	0
4000 K	1
3500 K	2

COLOUR ◪	
white aluminium RAL 9006	6
tar black RAL 9021	8

NOTE

Products from the Showcase Lighting range are excluded from returns.

Planning Information

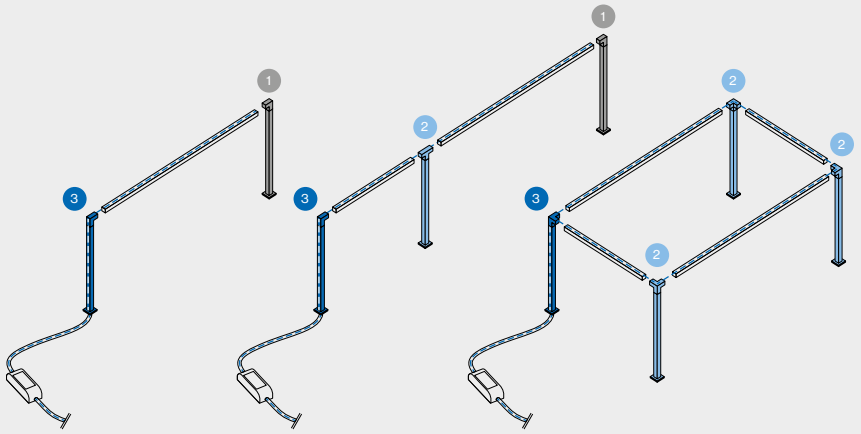

1 **L-SUPPORT SQUARE** mechanical

2 **T-SUPPORT SQUARE** mechanical / electrical

2 **Y-SUPPORT SQUARE** mechanical / electrical

3 **L-SUPPORT SQUARE** mechanical / feeder

3 **Y-SUPPORT SQUARE** mechanical / feeder

Electrical mounting accessories

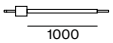

CONNECTION CABLE

TYPE	ORDER CODE
1 × open / 1 × DC plug	0 1 1 - 9 2 2 2 6 2 0

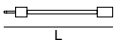

EXTENSION CABLE 1 × socket / 1 × plug, 350 mA

feeder length	ORDER CODE
1000 mm	0 1 1 - 9 2 2 2 1 2 0
2000 mm	0 1 1 - 9 2 2 2 1 4 0
4000 mm	0 1 1 - 9 2 2 2 1 8 0

FLEX CONNECTOR 0-83° electrical

L-W (mm)	ORDER CODE
33·6	0 1 1 - 9 2 2 5 4 0 0

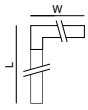

MOUNTING POLE L mechanical / feeder

L (mm)	ORDER CODE
180	0 1 1 - 9 1 2 W 1 3 ◪
200	0 1 1 - 9 1 2 W 2 3 ◪
300	0 1 1 - 9 1 2 W 3 3 ◪

Order options

WIDTH	W
20 mm	1
35 mm	4
50 mm	5
85 mm	6

WIDTH	W
95 mm	7
100 mm	8

COLOUR	◪
white aluminium RAL 9006	6
tar black RAL 9021	8

NOTE

Products from the Showcase Lighting range are excluded from returns.

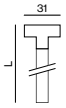

MOUNTING POLE T mechanical / electrical

L·W (mm)	ORDER CODE
180·31	0 1 1 - 9 1 2 2 1 2
200·31	0 1 1 - 9 1 2 2 2 2
300·31	0 1 1 - 9 1 2 2 3 2

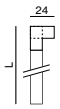

MOUNTING POLE Y mechanical / electrical

L·W (mm)	ORDER CODE
180·24	0 1 1 - 9 1 2 3 1 2
200·24	0 1 1 - 9 1 2 3 2 2
300·24	0 1 1 - 9 1 2 3 3 2

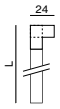

MOUNTING POLE Y mechanical / feeder

L·W (mm)	ORDER CODE
180·24	0 1 1 - 9 1 2 3 1 3
200·24	0 1 1 - 9 1 2 3 2 3
300·24	0 1 1 - 9 1 2 3 3 3

Mounting accessories

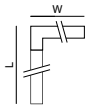

MOUNTING POLE L mechanical

COLOUR	L·W (mm)	ORDER CODE
white aluminium	180·20	0 1 1 - 9 1 2 1 1 1 6
tar black	180·20	0 1 1 - 9 1 2 1 1 1 8
white aluminium	200·20	0 1 1 - 9 1 2 1 2 1 6
tar black	200·20	0 1 1 - 9 1 2 1 2 1 8
white aluminium	300·20	0 1 1 - 9 1 2 1 3 1 6
tar black	300·20	0 1 1 - 9 1 2 1 3 1 8
white aluminium	180·35	0 1 1 - 9 1 2 4 1 1 6
tar black	180·35	0 1 1 - 9 1 2 4 1 1 8
white aluminium	200·35	0 1 1 - 9 1 2 4 2 1 6
tar black	200·35	0 1 1 - 9 1 2 4 2 1 8
white aluminium	300·35	0 1 1 - 9 1 2 4 3 1 6
tar black	300·35	0 1 1 - 9 1 2 4 3 1 8
white aluminium	180·50	0 1 1 - 9 1 2 5 1 1 6
tar black	180·50	0 1 1 - 9 1 2 5 1 1 8
white aluminium	200·50	0 1 1 - 9 1 2 5 2 1 6
tar black	200·50	0 1 1 - 9 1 2 5 2 1 8
white aluminium	300·50	0 1 1 - 9 1 2 5 3 1 6
tar black	300·50	0 1 1 - 9 1 2 5 3 1 8
white aluminium	180·85	0 1 1 - 9 1 2 6 1 1 6
tar black	180·85	0 1 1 - 9 1 2 6 1 1 8
white aluminium	200·85	0 1 1 - 9 1 2 6 2 1 6
tar black	200·85	0 1 1 - 9 1 2 6 2 1 8
white aluminium	300·85	0 1 1 - 9 1 2 6 3 1 6
tar black	300·85	0 1 1 - 9 1 2 6 3 1 8

Order options

COLOUR	
white aluminium RAL 9006	6
tar black RAL 9021	8

NOTE

Products from the Showcase Lighting range are excluded from returns.

COLOUR	L·W (mm)	ORDER CODE
white aluminium	180·95	011-9127116
tar black	180·95	011-9127118
white aluminium	200·95	011-9127216
tar black	200·95	011-9127218
white aluminium	300·95	011-9127316
tar black	300·95	011-9127318
white aluminium	180·100	011-9128116
tar black	180·100	011-9128118
white aluminium	200·100	011-9128216
tar black	200·100	011-9128218
white aluminium	300·100	011-9128316
tar black	300·100	011-9128318

Electrical accessories

POWER SUPPLY 24V EU PC2

TYPE	INPUT VOLTAGE	EFFICIENCY	L·W·H (mm)	ORDER CODE
18 W | non DIM	198-264 V AC	η 86 %	130·43·30	011-9212110
35 W | non DIM	198-264 V AC	η 86 %	195·43·30	011-9212210
60 W | non DIM	198-264 V AC	η 91 %	220·43·30	011-9212310
18 W | DALI-2	198-264 V AC	η 84 %	130·43·30	011-9212130
35 W | DALI-2	198-264 V AC	η 89 %	195·43·30	011-9212230
60 W | DALI-2	198-240 V AC	η 93 %	220·43·30	011-9212330

incl. power cable 2m + connection cable with plug 1m

POWER SUPPLY 24V UL non DIM, 100-305 V AC, PC2

TYPE	EFFICIENCY	L·W·H (mm)	ORDER CODE
25 W	η 88 %	147·40·32	011-9272110
40 W	η 88 %	147·40·32	011-9272210
60 W	η 87 %	176·45·32	011-9272310

POWER SUPPLY 24V UL incl. metalbox non DIM, 100-305 V AC, PC2

TYPE	EFFICIENCY	L·W·H (mm)	ORDER CODE
25 W	η 88 %	196·68·45	011-9292110
40 W	η 88 %	196·68·45	011-9292210
60 W	η 87 %	223·66·55	011-9292310

SYSTEM SPLITTER

TYPE	ORDER CODE
3 way	011-9238300
6 way	011-9238600

Order options

NOTE
Products from the Showcase Lighting range are excluded from returns.

Pole overview





L-SUPPORT standing

EN Arranged linearly along the showcase table, FINA support System, electrically and mechanically connected via the L-Support Poles, ensures excellent illumination of the products or exhibits without restricting the view.

DE Lineare angeordnet entlang des Vitrinen Tisches sorgt FINA support System, elektrisch und mechanisch über die L-Support Pole verbunden, für eine hervorragende Ausleuchtung der Ware oder Exponate, ohne den Blick darauf einzuschränken.





T-SUPPORT standing

EN The T-Support Pole of the FINA support system is primarily used for large display case when several light insets are combined and arranged in a row. The T-Support poles are used to connect them together electrically and mechanically.

DE Die T-Support Pole des FINA support Systems findet vor allem bei großen Vitrinenflächen ihren Einsatz, wenn mehrere Lichteinsätze kombiniert und aneinandergereiht werden. Mittels der T-Support Pole werden diese elektrisch und mechanisch miteinander verbunden.





Y-SUPPORT standing

EN The Y-connectors of the FINA support system enable ideal illumination of the entire display case by allowing different insets to be mechanically and electrically connected to each other, even via corners.

DE Die Y-Connectors des FINA support Systems ermöglichen eine ideale Ausleuchtung der gesamten Vitrine, indem unterschiedliche Insets auch über Ecken miteinander mechanisch und elektrisch verbunden werden können.