

MITA circle 240 / 450

recessed

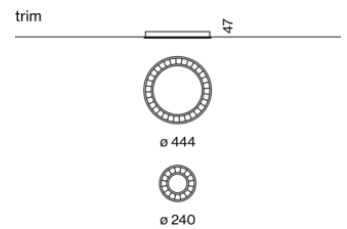
EN Ring shaped luminaire housing in die-cast aluminium; extremely slim design; recessed luminaire with trim; optional: blind cover to cover the cut-out available as an accessory; suitable for ceiling thickness of 2-25 mm; surface powder coated; high gloss reflector with faceted design; energy-efficient LEDs with very good colour rendering

FR Corps de luminaire en forme d'anneau en fonte d'aluminium injectée; forme extrêmement élancée; luminaire encastré avec bord continu; en option: cache à insérer dans l'encoche intérieure disponible comme accessoire; convient aux épaisseurs de plafond de 2-25 mm; surface thermolaquée; réflecteur ultra-brillant avec optique à facettes; LED économes en énergie à restitution de couleur élevée

Quickinfo

3000 K, 4000 K, tunable white
 2700 - 6500 K
 CRI ≥ 80, CRI ≥ 90 / 3 SDCM
 (initial MacAdam)
 UGR ≤ 19
 jusqu'à 163 lm/W
 L90 / 100000 h, L90 / 50000 h,
 L90 / 75000 h
 DALI-2
 Reflector
 IP20

Types



Couleur



Réflecteur



Répartition de la lumière




suitable for
 plasterboard or
 grid ceilings



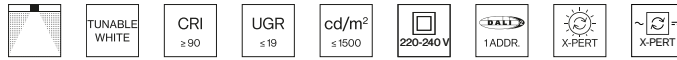
DIN EN 12464-1
 UGR ≤ 19



tunable white
 2700 - 6500 K


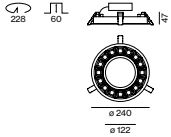


MITA CIRCLE 240 trim

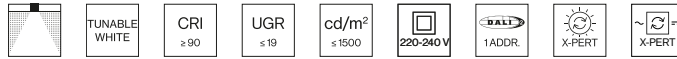


REFLECTOR DALI-2

SYSTEM	COLOUR TEMP.	CRI ≥	REFLECTOR	LUM. FLUX	EFFICACY	ORDER CODE	
13.8 W	3000 K	80	chrome	2080 lm	151 lm/W	0 7 4 - 8 1 1 4 5 3 <input checked="" type="checkbox"/> R	
			dark chr.	1490 lm	108 lm/W	0 7 4 - 8 1 1 4 5 3 <input checked="" type="checkbox"/> B	
	4000 K	90	chrome	1810 lm	131 lm/W	0 7 4 - 8 1 1 4 0 3 <input checked="" type="checkbox"/> R	
			dark chr.	1300 lm	94 lm/W	0 7 4 - 8 1 1 4 0 3 <input checked="" type="checkbox"/> B	
	14.2 W	4000 K	80	chrome	2220 lm	161 lm/W	0 7 4 - 8 1 1 4 6 3 <input checked="" type="checkbox"/> R
				dark chr.	1590 lm	115 lm/W	0 7 4 - 8 1 1 4 6 3 <input checked="" type="checkbox"/> B
tunable w.		90	chrome	1810 lm	131 lm/W	0 7 4 - 8 1 1 4 1 3 <input checked="" type="checkbox"/> R	
			dark chr.	1300 lm	94 lm/W	0 7 4 - 8 1 1 4 1 3 <input checked="" type="checkbox"/> B	
			chrome	1670 lm	118 lm/W	0 7 4 - 8 1 1 4 D 3 <input checked="" type="checkbox"/> R	
			dark chr.	1200 lm	85 lm/W	0 7 4 - 8 1 1 4 D 3 <input checked="" type="checkbox"/> B	

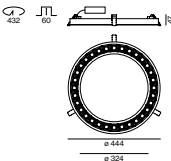


MITA CIRCLE 450 trim



REFLECTOR DALI-2

SYSTEM	COLOUR TEMP.	CRI ≥	REFLECTOR	LUM. FLUX	EFFICACY	ORDER CODE		
28.5 W	tunable w.	90	chrome	3340 lm	117 lm/W	0 7 4 - 8 1 1 6 D 3 <input checked="" type="checkbox"/> R		
			dark chr.	2390 lm	84 lm/W	0 7 4 - 8 1 1 6 D 3 <input checked="" type="checkbox"/> B		
	3000 K	80	chrome	4500 lm	153 lm/W	0 7 4 - 8 1 1 6 5 3 <input checked="" type="checkbox"/> R		
			dark chr.	3220 lm	110 lm/W	0 7 4 - 8 1 1 6 5 3 <input checked="" type="checkbox"/> B		
		90	chrome	3920 lm	133 lm/W	0 7 4 - 8 1 1 6 0 3 <input checked="" type="checkbox"/> R		
			dark chr.	2800 lm	95 lm/W	0 7 4 - 8 1 1 6 0 3 <input checked="" type="checkbox"/> B		
	4000 K	80	chrome	4790 lm	163 lm/W	0 7 4 - 8 1 1 6 6 3 <input checked="" type="checkbox"/> R		
			dark chr.	3430 lm	117 lm/W	0 7 4 - 8 1 1 6 6 3 <input checked="" type="checkbox"/> B		
		90	chrome	3920 lm	133 lm/W	0 7 4 - 8 1 1 6 1 3 <input checked="" type="checkbox"/> R		
			dark chr.	2800 lm	95 lm/W	0 7 4 - 8 1 1 6 1 3 <input checked="" type="checkbox"/> B		
		40.0 W	3000 K	80	chrome	5850 lm	146 lm/W	0 7 4 - 8 1 2 6 5 3 <input checked="" type="checkbox"/> R
					dark chr.	4190 lm	105 lm/W	0 7 4 - 8 1 2 6 5 3 <input checked="" type="checkbox"/> B
4000 K	90		chrome	5100 lm	128 lm/W	0 7 4 - 8 1 2 6 0 3 <input checked="" type="checkbox"/> R		
			dark chr.	3650 lm	91 lm/W	0 7 4 - 8 1 2 6 0 3 <input checked="" type="checkbox"/> B		
	4000 K	80	chrome	6230 lm	156 lm/W	0 7 4 - 8 1 2 6 6 3 <input checked="" type="checkbox"/> R		
dark chr.			4460 lm	112 lm/W	0 7 4 - 8 1 2 6 6 3 <input checked="" type="checkbox"/> B			
		90	chrome	5100 lm	128 lm/W	0 7 4 - 8 1 2 6 1 3 <input checked="" type="checkbox"/> R		
			dark chr.	3650 lm	91 lm/W	0 7 4 - 8 1 2 6 1 3 <input checked="" type="checkbox"/> B		



Optical accessories (optional)

BLIND COVER circle 240

ORDER CODE
0 7 4 - 8 9 1 1 4 1

Order options

COLOUR	
traffic white RAL 9016	7 <input checked="" type="checkbox"/>
jet black RAL 9005	8 <input checked="" type="checkbox"/>



BLIND COVER circle 450

ORDER CODE

0 7 4 - 8 9 1 1 6 1

Order options

COLOUR	<input checked="" type="checkbox"/>
traffic white RAL 9016	7
jet black RAL 9005	8

Endress+Hauser GmbH, Vienna

Autriche

Architecte

FOKURA Luxury
Interior, Reinhard
Strempl

Lighting Design

Ing. Gerhard Heil, TB Heil
& Schafzahl GmbH

Photographe


Kurt Kuball



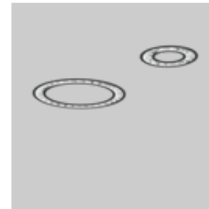
Produits utilisés



**UNICO L4 / L6
recessed**



SONIC suspended



**MITA circle 240 / 450
recessed**



**UNICO L4 / L6 basic
recessed**



