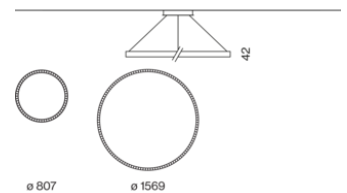


Quickinfo

3000 K, 4000 K, tunable white
 2700 - 6500 K
 CRI ≥ 80, CRI ≥ 90 / 3 SDCM
 (initial MacAdam)
 UGR ≤ 10, UGR ≤ 13, UGR ≤ 16,
 UGR ≤ 19
 jusqu'à ↓ 14,600 lm / ↑ 13,900 lm
 jusqu'à 170 lm/W
 L90 / 50000 h, L90 / 75000 h
 DALI-2, DALI-2 D/I contrôlable
 séparément
 Reflector
 IP20

Types



Couleur



Réflecteur



Répartition de la lumière



BETO circle

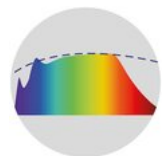
suspended

EN Ring shaped luminaire housing from rolled aluminium extruded profile, seamlessly welded; extremely slim design (only 42 x 42mm); surface powder coated; pendant fitting with cable suspension; height adjustment without tools; incl. transparent feed; electronic operating unit installed in the canopy; extruded profile for improved thermal management; high-gloss reflector with faceted design; direct or direct / indirect light distribution; indirect light component with integrated PC boards and high-quality lens system for maximum, homogeneous ceiling illumination; energy-efficient LEDs with very good colour rendering

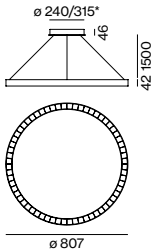

FR Corps de luminaire en forme d'anneau en profil extrudé roulé en aluminium soudé sans trace visible ; forme extrêmement élancée (seulement 42 x 42 mm) ; surface thermolaquée ; suspension par câble ; réglage en hauteur sans outil ; incl. conduit d'alimentation transparent ; disp. électronique d'alimentation intégré au cache-piton ; profil extrudé pour une meilleure gestion de la température ; réflecteur ultra-brillant avec optique à facettes ; caractéristique de rayonnement direct ou direct / indirect ; dispositif de lumière indirecte avec platines dédiées et optique de lentille de grande qualité pour un éclairage de plafond homogène maximal ; LED économes en énergie à restitution de couleur élevée



DIN EN 12464-1
 UGR ≤ 19



CRI ≥ 98
 XPECTRUM
 (optional)



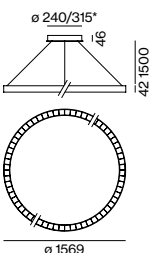

*tunable white version

BETO CIRCLE 800 suspended**DIRECT DALI-2**

SYSTEM	COLOUR TEMP.	CRI ≥	REFLECTOR	LUM. FLUX	EFFICACY	ORDER CODE
45.0 W	3000 K	80	chrome	6860 lm	152 lm/W	0 7 4 - 7 4 0 3 5 3 <input checked="" type="checkbox"/> R
			dark chr.	4910 lm	109 lm/W	0 7 4 - 7 4 0 3 5 3 <input checked="" type="checkbox"/> B
	4000 K	90	chrome	5970 lm	133 lm/W	0 7 4 - 7 4 0 3 0 3 <input checked="" type="checkbox"/> R
			dark chr.	4270 lm	95 lm/W	0 7 4 - 7 4 0 3 0 3 <input checked="" type="checkbox"/> B
		80	chrome	7290 lm	162 lm/W	0 7 4 - 7 4 0 3 6 3 <input checked="" type="checkbox"/> R
			dark chr.	5220 lm	116 lm/W	0 7 4 - 7 4 0 3 6 3 <input checked="" type="checkbox"/> B
49.0 W	tunable w.	90	chrome	5970 lm	133 lm/W	0 7 4 - 7 4 0 3 1 3 <input checked="" type="checkbox"/> R
			dark chr.	4270 lm	95 lm/W	0 7 4 - 7 4 0 3 1 3 <input checked="" type="checkbox"/> B
			chrome	5870 lm	120 lm/W	0 7 4 - 7 4 0 3 D 3 <input checked="" type="checkbox"/> R
			dark chr.	4200 lm	86 lm/W	0 7 4 - 7 4 0 3 D 3 <input checked="" type="checkbox"/> B

DIRECT / INDIRECT POWER DALI-2

SYSTEM	COLOUR TEMP.	CRI ≥	REFLECTOR	LUM. FLUX	EFFICACY	ORDER CODE
87.0 W	3000 K	80	chrome	↓5860/↑7070 lm	149 lm/W	0 7 4 - 7 4 4 3 5 3 <input checked="" type="checkbox"/> R
			dark chr.	↓4190/↑7070 lm	129 lm/W	0 7 4 - 7 4 4 3 5 3 <input checked="" type="checkbox"/> B
	4000 K	90	chrome	↓5100/↑6100 lm	129 lm/W	0 7 4 - 7 4 4 3 0 3 <input checked="" type="checkbox"/> R
			dark chr.	↓3650/↑6100 lm	112 lm/W	0 7 4 - 7 4 4 3 0 3 <input checked="" type="checkbox"/> B
		80	chrome	↓6250/↑8060 lm	164 lm/W	0 7 4 - 7 4 4 3 6 3 <input checked="" type="checkbox"/> R
			dark chr.	↓4470/↑8060 lm	144 lm/W	0 7 4 - 7 4 4 3 6 3 <input checked="" type="checkbox"/> B
94.0 W	tunable w.	90	chrome	↓5100/↑6580 lm	134 lm/W	0 7 4 - 7 4 4 3 1 3 <input checked="" type="checkbox"/> R
			dark chr.	↓3650/↑6580 lm	118 lm/W	0 7 4 - 7 4 4 3 1 3 <input checked="" type="checkbox"/> B
			chrome	↓6340/↑5510 lm	126 lm/W	0 7 4 - 7 4 4 3 D 3 <input checked="" type="checkbox"/> R
			dark chr.	↓4540/↑5510 lm	107 lm/W	0 7 4 - 7 4 4 3 D 3 <input checked="" type="checkbox"/> B



*tunable white and direct/indirect power version

BETO CIRCLE 1600 suspended**DIRECT DALI-2**

SYSTEM	COLOUR TEMP.	CRI ≥	REFLECTOR	LUM. FLUX	EFFICACY	ORDER CODE
86.0 W	3000 K	80	chrome	13700 lm	159 lm/W	0 7 4 - 7 4 0 4 5 3 <input checked="" type="checkbox"/> R
			dark chr.	9810 lm	114 lm/W	0 7 4 - 7 4 0 4 5 3 <input checked="" type="checkbox"/> B
	4000 K	90	chrome	11900 lm	138 lm/W	0 7 4 - 7 4 0 4 0 3 <input checked="" type="checkbox"/> R
			dark chr.	8550 lm	99 lm/W	0 7 4 - 7 4 0 4 0 3 <input checked="" type="checkbox"/> B
		80	chrome	14600 lm	170 lm/W	0 7 4 - 7 4 0 4 6 3 <input checked="" type="checkbox"/> R
			dark chr.	10400 lm	121 lm/W	0 7 4 - 7 4 0 4 6 3 <input checked="" type="checkbox"/> B
94.0 W	tunable w.	90	chrome	11900 lm	138 lm/W	0 7 4 - 7 4 0 4 1 3 <input checked="" type="checkbox"/> R
			dark chr.	8550 lm	99 lm/W	0 7 4 - 7 4 0 4 1 3 <input checked="" type="checkbox"/> B
			chrome	11700 lm	124 lm/W	0 7 4 - 7 4 0 4 D 3 <input checked="" type="checkbox"/> R
			dark chr.	8400 lm	89 lm/W	0 7 4 - 7 4 0 4 D 3 <input checked="" type="checkbox"/> B

Order options

COLOUR	
pure white RAL 9010	7
jet black RAL 9005	8

DIRECT / INDIRECT POWER DALI-2 D/I separately controllable

SYSTEM	COLOUR TEMP.	CRI ≥	REFLECTOR	LUM. FLUX	EFFICACY	ORDER CODE
172.0 W	3000 K	80	chrome	↓13700/↑12200 lm	151 lm/W	0 7 4 - 7 4 4 4 5 3 <input checked="" type="checkbox"/> R
			dark chr.	↓9810/↑12200 lm	128 lm/W	0 7 4 - 7 4 4 4 5 3 <input checked="" type="checkbox"/> B
		90	chrome	↓11900/↑10500 lm	130 lm/W	0 7 4 - 7 4 4 4 0 3 <input checked="" type="checkbox"/> R
			dark chr.	↓8550/↑10500 lm	111 lm/W	0 7 4 - 7 4 4 4 0 3 <input checked="" type="checkbox"/> B
	4000 K	80	chrome	↓14600/↑13900 lm	166 lm/W	0 7 4 - 7 4 4 4 6 3 <input checked="" type="checkbox"/> R
			dark chr.	↓10400/↑13900 lm	141 lm/W	0 7 4 - 7 4 4 4 6 3 <input checked="" type="checkbox"/> B
		90	chrome	↓11900/↑11300 lm	135 lm/W	0 7 4 - 7 4 4 4 1 3 <input checked="" type="checkbox"/> R
			dark chr.	↓8550/↑11300 lm	115 lm/W	0 7 4 - 7 4 4 4 1 3 <input checked="" type="checkbox"/> B

Order options

COLOUR	<input checked="" type="checkbox"/>
pure white RAL 9010	7
jet black RAL 9005	8

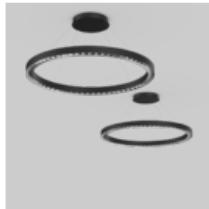
Allplan, Graz

Autriche

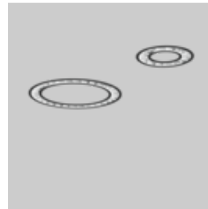
Photographe
Tim Ertl




Produits utilisés



**BETO circle
suspended**



**MITA circle 240 / 450
recessed**



**MITA circle 160
recessed**



**MITA circle 450
suspended**



BETO free standing

