

FLOW

surface

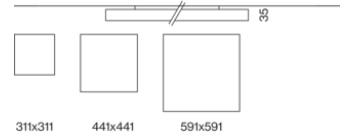
EN Square aluminium luminaire housing, flat design (luminaire housing 35mm); surface powder coated; suitable for wall or ceiling mounting, luminaire housing set 11mm away from wall or ceiling; convenient quick mounting system without tools; direct light distribution by LGP body (Light Guiding Prism); side coupled light directed downwards by laser engraving; light control via highly reflective reflector material; completely homogeneous illumination; same luminance for all size versions; energy-efficient LEDs with very good colour rendering; luminaire with 2 cable openings and plug-in terminals for through wiring

FR Corps de luminaire carré en aluminium, forme plate (corps de luminaire 35 mm) ; surface thermolaquée ; convient au montage mur ou plafond, corps de luminaire 11mm décalé du mur ou du plafond ; système de montage rapide, convivial et sans outil ; distribution de lumière directe par LGP-Body (Light Guiding Prism) ; lumière couplée latéralement guidée vers le bas par gravure laser ; guidage lumière au moyen de matériau réflecteur hautement réfléchissant ; éclairage parfaitement homogène ; luminance identique pour toutes les variantes de taille ; LED économes en énergie à restitution de couleur élevée ; luminaire avec 2 ouvertures câblage et borne enfichable pour câblage passant

Quickinfo

3000 K, 4000 K
 CRI ≥ 80 / 3 SDCM (initial MacAdam)
 jusqu'à 149 lm/W
 L90 / 50000 h
 DALI-2, non DIM
 Opal
 IP40

Types



Couleur



Répartition de la lumière



Diia® standards
 251, 252, 253



easy mounting
 by click-
 mechanism



insect
 protection (IP
 40)

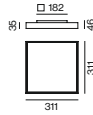


FLOW 320 surface



OPAL CRI ≥ 80

SYSTEM	COLOUR TEMP.	LUM. FLUX	EFFICACY	ORDER CODE
15.4 W	3000 K	2000 lm	130 lm/W	0 7 3 - 0 1 3 1 5 <input checked="" type="checkbox"/> <input type="checkbox"/> O
	4000 K	2120 lm	138 lm/W	0 7 3 - 0 1 3 1 6 <input checked="" type="checkbox"/> <input type="checkbox"/> O


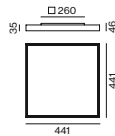


FLOW 450 surface



OPAL CRI ≥ 80

SYSTEM	COLOUR TEMP.	LUM. FLUX	EFFICACY	ORDER CODE
23.9 W	3000 K	3250 lm	136 lm/W	0 7 3 - 0 1 4 1 5 <input checked="" type="checkbox"/> <input type="checkbox"/> O
	4000 K	3440 lm	144 lm/W	0 7 3 - 0 1 4 1 6 <input checked="" type="checkbox"/> <input type="checkbox"/> O

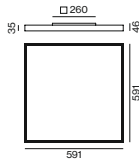


FLOW 600 surface



OPAL CRI ≥ 80

SYSTEM	COLOUR TEMP.	LUM. FLUX	EFFICACY	ORDER CODE
43.0 W	3000 K	6060 lm	141 lm/W	0 7 3 - 0 1 5 1 5 <input checked="" type="checkbox"/> <input type="checkbox"/> O
	4000 K	6420 lm	149 lm/W	0 7 3 - 0 1 5 1 6 <input checked="" type="checkbox"/> <input type="checkbox"/> O



Mounting tools accessories (optional)

DISMOUNTING TOOL

ORDER CODE
0 7 3 - 0 1 0 0 0 0

Order options

CONTROL		COLOUR	
non DIM	1	white aluminium RAL 9006	G
DALI-2	3	special colours	X
		pure white RAL 9010	7
		jet black RAL 9005	8