

UNICO Q1 / Q4 basic

ceiling

EN Square surface mounted multi-downlight made of aluminium; equipped with one (Q1) / four (Q4) individually selectable or pre-specified, customised light element(s); luminaire housing can be attached to mounting plate without tools by interlock; converter integrated into luminaire housing; surface powder coated; high-quality reflector with micro-faceted, aluminum-vaporised surface; precise radiation characteristic with different symmetrical light distributions; or with asymmetric light distribution; energy-efficient high power LEDs with very good colour rendering; clank-free

FR Multi-downlight apparent carré, en aluminium ; équipé d'un (Q1) / quatre (Q4) éléments optiques à choisir de façon personnalisée ou définis de manière fixe, spécifiques à chaque application ; corps de luminaire pouvant être monté sans outils sur la plaque de montage grâce à un système de verrouillage ; convertisseur intégré dans le corps de luminaire ; surface thermolaquée ; réflecteur de grande qualité avec surface à microfacettes, métallisée à l'aluminium ; caractéristique de diffusion précise avec différentes possibilités de répartitions symétriques de la lumière ; ou avec distribution asymétrique de la lumière ; High-Power-LED à grande efficacité énergétique, très bon rendu des couleurs ; sans distorsions

Quickinfo

2700 K, 3000 K, 3500 K, 4000 K
 CRI \geq 90 / 2 SDCM (initial MacAdam), 3 SDCM (initial MacAdam)
 UGR \leq 10, UGR \leq 19
 jusqu'à 128 lm/W
 L85 / 50000 h, L90 / 50000 h
 DALI-2, non DIM
 IP20

Types



Couleur



Réflecteur



Répartition de la lumière




one luminaire
multiple scenes



black & gold
reflector
(optional)



tunable white
2700 – 5000 K
(optional)

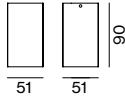


UNICO Q1 basic high efficient ceiling



FLOOD ROUND 46°, CRI ≥ 90, non DIM

SYSTEM	COLOUR TEMP.	LUM. FLUX	EFFICACY	ORDER CODE
6.2 W	2700 K	629 lm	101 lm/W	0 9 0 - 1 Q 1 9 1 C <input checked="" type="checkbox"/> <input checked="" type="checkbox"/> 1 1
	3000 K	629 lm	101 lm/W	0 9 0 - 1 Q 1 0 1 C <input checked="" type="checkbox"/> <input checked="" type="checkbox"/> 1 1
	3500 K	655 lm	106 lm/W	0 9 0 - 1 Q 1 2 1 C <input checked="" type="checkbox"/> <input checked="" type="checkbox"/> 1 1
	4000 K	668 lm	108 lm/W	0 9 0 - 1 Q 1 1 1 C <input checked="" type="checkbox"/> <input checked="" type="checkbox"/> 1 1



WIDE FLOOD ROUND 71°, CRI ≥ 90, non DIM


SYSTEM	COLOUR TEMP.	LUM. FLUX	EFFICACY	ORDER CODE
6.2 W	2700 K	647 lm	104 lm/W	0 9 0 - 1 Q 1 9 1 D <input checked="" type="checkbox"/> <input checked="" type="checkbox"/> 1 1
	3000 K	647 lm	104 lm/W	0 9 0 - 1 Q 1 0 1 D <input checked="" type="checkbox"/> <input checked="" type="checkbox"/> 1 1
	3500 K	674 lm	109 lm/W	0 9 0 - 1 Q 1 2 1 D <input checked="" type="checkbox"/> <input checked="" type="checkbox"/> 1 1
	4000 K	687 lm	111 lm/W	0 9 0 - 1 Q 1 1 1 D <input checked="" type="checkbox"/> <input checked="" type="checkbox"/> 1 1

FLOOD SQUARE 54°, CRI ≥ 90, non DIM

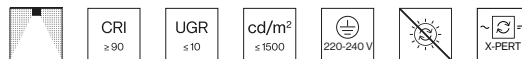
SYSTEM	COLOUR TEMP.	LUM. FLUX	EFFICACY	ORDER CODE
6.2 W	2700 K	661 lm	107 lm/W	0 9 0 - 1 Q 1 9 1 F <input checked="" type="checkbox"/> <input checked="" type="checkbox"/> 1 1
	3000 K	661 lm	107 lm/W	0 9 0 - 1 Q 1 0 1 F <input checked="" type="checkbox"/> <input checked="" type="checkbox"/> 1 1
	3500 K	688 lm	111 lm/W	0 9 0 - 1 Q 1 2 1 F <input checked="" type="checkbox"/> <input checked="" type="checkbox"/> 1 1
	4000 K	702 lm	113 lm/W	0 9 0 - 1 Q 1 1 1 F <input checked="" type="checkbox"/> <input checked="" type="checkbox"/> 1 1

WIDE FLOOD SQUARE 71°, CRI ≥ 90, non DIM

SYSTEM	COLOUR TEMP.	LUM. FLUX	EFFICACY	ORDER CODE
6.2 W	2700 K	678 lm	109 lm/W	0 9 0 - 1 Q 1 9 1 G <input checked="" type="checkbox"/> <input checked="" type="checkbox"/> 1 1
	3000 K	678 lm	109 lm/W	0 9 0 - 1 Q 1 0 1 G <input checked="" type="checkbox"/> <input checked="" type="checkbox"/> 1 1
	3500 K	707 lm	114 lm/W	0 9 0 - 1 Q 1 2 1 G <input checked="" type="checkbox"/> <input checked="" type="checkbox"/> 1 1
	4000 K	721 lm	116 lm/W	0 9 0 - 1 Q 1 1 1 G <input checked="" type="checkbox"/> <input checked="" type="checkbox"/> 1 1

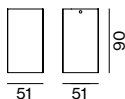


UNICO Q1 basic ceiling



SPOT ROUND 15°, CRI ≥ 90, non DIM

SYSTEM	COLOUR TEMP.	LUM. FLUX	EFFICACY	ORDER CODE
5.7 W	2700 K	278 lm	49 lm/W	0 9 0 - 1 Q 1 4 1 K <input checked="" type="checkbox"/> 0 0 1
	3000 K	302 lm	53 lm/W	0 9 0 - 1 Q 1 5 1 K <input checked="" type="checkbox"/> 0 0 1
	4000 K	314 lm	55 lm/W	0 9 0 - 1 Q 1 6 1 K <input checked="" type="checkbox"/> 0 0 1



Order options

CONTROL		COLOUR		REFLECTOR	
non DIM	1	gold dust RAL 260-M	9	black	B
DALI-2	3	jet black RAL 9005	B	chrome	0
		white aluminium RAL 9006	G		
		traffic white RAL 9016	W		

NARROW MEDIUM ROUND 22°, CRI ≥ 90, non DIM

SYSTEM	COLOUR TEMP.	LUM. FLUX	EFFICACY	ORDER CODE
5.7 W	2700 K	282 lm	49 lm/W	0 9 0 - 1 Q 1 4 1 N <input checked="" type="checkbox"/> 0 0 1
	3000 K	307 lm	54 lm/W	0 9 0 - 1 Q 1 5 1 N <input checked="" type="checkbox"/> 0 0 1
	4000 K	319 lm	56 lm/W	0 9 0 - 1 Q 1 6 1 N <input checked="" type="checkbox"/> 0 0 1

MEDIUM ROUND 33°, CRI ≥ 90, non DIM

SYSTEM	COLOUR TEMP.	LUM. FLUX	EFFICACY	ORDER CODE
5.7 W	2700 K	378 lm	66 lm/W	0 9 0 - 1 Q 1 4 1 B <input checked="" type="checkbox"/> 0 0 1
	3000 K	410 lm	72 lm/W	0 9 0 - 1 Q 1 5 1 B <input checked="" type="checkbox"/> 0 0 1
	4000 K	426 lm	75 lm/W	0 9 0 - 1 Q 1 6 1 B <input checked="" type="checkbox"/> 0 0 1

FLOOD ROUND 49°, CRI ≥ 90, non DIM

SYSTEM	COLOUR TEMP.	LUM. FLUX	EFFICACY	ORDER CODE
5.7 W	2700 K	434 lm	76 lm/W	0 9 0 - 1 Q 1 4 1 C <input checked="" type="checkbox"/> 0 0 1
	3000 K	471 lm	83 lm/W	0 9 0 - 1 Q 1 5 1 C <input checked="" type="checkbox"/> 0 0 1
	4000 K	490 lm	86 lm/W	0 9 0 - 1 Q 1 6 1 C <input checked="" type="checkbox"/> 0 0 1

WIDE FLOOD ROUND 72°, CRI ≥ 90, non DIM

SYSTEM	COLOUR TEMP.	LUM. FLUX	EFFICACY	ORDER CODE
5.7 W	2700 K	430 lm	75 lm/W	0 9 0 - 1 Q 1 4 1 D <input checked="" type="checkbox"/> 0 0 1
	3000 K	467 lm	82 lm/W	0 9 0 - 1 Q 1 5 1 D <input checked="" type="checkbox"/> 0 0 1
	4000 K	485 lm	85 lm/W	0 9 0 - 1 Q 1 6 1 D <input checked="" type="checkbox"/> 0 0 1

MEDIUM SQUARE 32°, CRI ≥ 90, non DIM

SYSTEM	COLOUR TEMP.	LUM. FLUX	EFFICACY	ORDER CODE
5.7 W	2700 K	371 lm	65 lm/W	0 9 0 - 1 Q 1 4 1 E <input checked="" type="checkbox"/> 0 0 1
	3000 K	403 lm	71 lm/W	0 9 0 - 1 Q 1 5 1 E <input checked="" type="checkbox"/> 0 0 1
	4000 K	419 lm	74 lm/W	0 9 0 - 1 Q 1 6 1 E <input checked="" type="checkbox"/> 0 0 1

FLOOD SQUARE 56°, CRI ≥ 90, non DIM


SYSTEM	COLOUR TEMP.	LUM. FLUX	EFFICACY	ORDER CODE
5.7 W	2700 K	441 lm	77 lm/W	0 9 0 - 1 Q 1 4 1 F <input checked="" type="checkbox"/> 0 0 1
	3000 K	479 lm	84 lm/W	0 9 0 - 1 Q 1 5 1 F <input checked="" type="checkbox"/> 0 0 1
	4000 K	498 lm	87 lm/W	0 9 0 - 1 Q 1 6 1 F <input checked="" type="checkbox"/> 0 0 1

WIDE FLOOD SQUARE 71°, CRI ≥ 90, non DIM

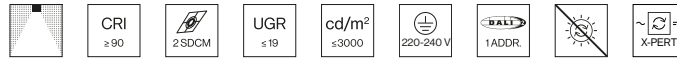
SYSTEM	COLOUR TEMP.	LUM. FLUX	EFFICACY	ORDER CODE
5.7 W	2700 K	453 lm	79 lm/W	0 9 0 - 1 Q 1 4 1 G <input checked="" type="checkbox"/> 0 0 1
	3000 K	492 lm	86 lm/W	0 9 0 - 1 Q 1 5 1 G <input checked="" type="checkbox"/> 0 0 1
	4000 K	512 lm	90 lm/W	0 9 0 - 1 Q 1 6 1 G <input checked="" type="checkbox"/> 0 0 1

Order options

CONTROL		COLOUR		REFLECTOR	
non DIM	1	gold dust RAL 260-M	<input checked="" type="checkbox"/>	black	B
DALI-2	3	jet black RAL 9005	<input checked="" type="checkbox"/>	chrome	0
		white aluminium RAL 9006	<input checked="" type="checkbox"/>		
		traffic white RAL 9016	<input checked="" type="checkbox"/>		



UNICO Q4 basic high efficient ceiling



FLOOD ROUND 46°, CRI ≥ 90

SYSTEM	COLOUR TEMP.	LUM. FLUX	EFFICACY	ORDER CODE
15.7 W	2700 K	1750 lm	111 lm/W	0 9 0 - 1 Q 4 9 ⇄ C ■ 1 1
	3000 K	1750 lm	111 lm/W	0 9 0 - 1 Q 4 0 ⇄ C ■ 1 1
	3500 K	1830 lm	117 lm/W	0 9 0 - 1 Q 4 2 ⇄ C ■ 1 1
	4000 K	1860 lm	118 lm/W	0 9 0 - 1 Q 4 1 ⇄ C ■ 1 1



WIDE FLOOD ROUND 71°, CRI ≥ 90


SYSTEM	COLOUR TEMP.	LUM. FLUX	EFFICACY	ORDER CODE
15.7 W	2700 K	1800 lm	115 lm/W	0 9 0 - 1 Q 4 9 ⇄ D ■ 1 1
	3000 K	1800 lm	115 lm/W	0 9 0 - 1 Q 4 0 ⇄ D ■ 1 1
	3500 K	1880 lm	120 lm/W	0 9 0 - 1 Q 4 2 ⇄ D ■ 1 1
	4000 K	1920 lm	122 lm/W	0 9 0 - 1 Q 4 1 ⇄ D ■ 1 1

FLOOD SQUARE 54°, CRI ≥ 90

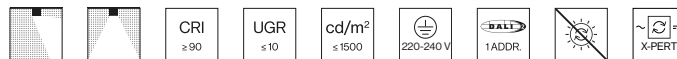
SYSTEM	COLOUR TEMP.	LUM. FLUX	EFFICACY	ORDER CODE
15.7 W	2700 K	1840 lm	117 lm/W	0 9 0 - 1 Q 4 9 ⇄ F ■ 1 1
	3000 K	1840 lm	117 lm/W	0 9 0 - 1 Q 4 0 ⇄ F ■ 1 1
	3500 K	1920 lm	122 lm/W	0 9 0 - 1 Q 4 2 ⇄ F ■ 1 1
	4000 K	1960 lm	125 lm/W	0 9 0 - 1 Q 4 1 ⇄ F ■ 1 1

WIDE FLOOD SQUARE 71°, CRI ≥ 90

SYSTEM	COLOUR TEMP.	LUM. FLUX	EFFICACY	ORDER CODE
15.7 W	2700 K	1890 lm	120 lm/W	0 9 0 - 1 Q 4 9 ⇄ G ■ 1 1
	3000 K	1890 lm	120 lm/W	0 9 0 - 1 Q 4 0 ⇄ G ■ 1 1
	3500 K	1970 lm	125 lm/W	0 9 0 - 1 Q 4 2 ⇄ G ■ 1 1
	4000 K	2010 lm	128 lm/W	0 9 0 - 1 Q 4 1 ⇄ G ■ 1 1

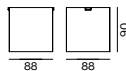


UNICO Q4 basic ceiling



SPOT ROUND 15°, CRI ≥ 90

SYSTEM	COLOUR TEMP.	LUM. FLUX	EFFICACY	ORDER CODE
19.3 W	2700 K	1100 lm	57 lm/W	0 9 0 - 1 Q 4 4 ⇄ K ■ 0 0 1
	3000 K	1180 lm	61 lm/W	0 9 0 - 1 Q 4 5 ⇄ K ■ 0 0 1
	4000 K	1260 lm	65 lm/W	0 9 0 - 1 Q 4 6 ⇄ K ■ 0 0 1



Order options

CONTROL		COLOUR		REFLECTOR	
non DIM	1	gold dust RAL 260-M	9	black	B
DALI-2	3	jet black RAL 9005	B	chrome	0
		white aluminium RAL 9006	G		
		traffic white RAL 9016	W		

NARROW MEDIUM ROUND 22°, CRI ≥ 90

SYSTEM	COLOUR TEMP.	LUM. FLUX	EFFICACY	ORDER CODE
19.3 W	2700 K	1120 lm	58 lm/W	0 9 0 - 1 Q 4 4 <input checked="" type="checkbox"/> N <input checked="" type="checkbox"/> 0 0 1
	3000 K	1200 lm	62 lm/W	0 9 0 - 1 Q 4 5 <input checked="" type="checkbox"/> N <input checked="" type="checkbox"/> 0 0 1
	4000 K	1280 lm	66 lm/W	0 9 0 - 1 Q 4 6 <input checked="" type="checkbox"/> N <input checked="" type="checkbox"/> 0 0 1

MEDIUM ROUND 33°, CRI ≥ 90

SYSTEM	COLOUR TEMP.	LUM. FLUX	EFFICACY	ORDER CODE
19.3 W	2700 K	1500 lm	78 lm/W	0 9 0 - 1 Q 4 4 <input checked="" type="checkbox"/> B <input checked="" type="checkbox"/> 0 0 1
	3000 K	1600 lm	83 lm/W	0 9 0 - 1 Q 4 5 <input checked="" type="checkbox"/> B <input checked="" type="checkbox"/> 0 0 1
	4000 K	1710 lm	89 lm/W	0 9 0 - 1 Q 4 6 <input checked="" type="checkbox"/> B <input checked="" type="checkbox"/> 0 0 1

FLOOD ROUND 49°, CRI ≥ 90

SYSTEM	COLOUR TEMP.	LUM. FLUX	EFFICACY	ORDER CODE
19.3 W	2700 K	1720 lm	89 lm/W	0 9 0 - 1 Q 4 4 <input checked="" type="checkbox"/> C <input checked="" type="checkbox"/> 0 0 1
	3000 K	1840 lm	95 lm/W	0 9 0 - 1 Q 4 5 <input checked="" type="checkbox"/> C <input checked="" type="checkbox"/> 0 0 1
	4000 K	1970 lm	102 lm/W	0 9 0 - 1 Q 4 6 <input checked="" type="checkbox"/> C <input checked="" type="checkbox"/> 0 0 1

WIDE FLOOD ROUND 72°, CRI ≥ 90

SYSTEM	COLOUR TEMP.	LUM. FLUX	EFFICACY	ORDER CODE
19.3 W	2700 K	1710 lm	89 lm/W	0 9 0 - 1 Q 4 4 <input checked="" type="checkbox"/> D <input checked="" type="checkbox"/> 0 0 1
	3000 K	1820 lm	94 lm/W	0 9 0 - 1 Q 4 5 <input checked="" type="checkbox"/> D <input checked="" type="checkbox"/> 0 0 1
	4000 K	1950 lm	101 lm/W	0 9 0 - 1 Q 4 6 <input checked="" type="checkbox"/> D <input checked="" type="checkbox"/> 0 0 1

MEDIUM SQUARE 32°, CRI ≥ 90

SYSTEM	COLOUR TEMP.	LUM. FLUX	EFFICACY	ORDER CODE
19.3 W	2700 K	1470 lm	76 lm/W	0 9 0 - 1 Q 4 4 <input checked="" type="checkbox"/> E <input checked="" type="checkbox"/> 0 0 1
	3000 K	1570 lm	81 lm/W	0 9 0 - 1 Q 4 5 <input checked="" type="checkbox"/> E <input checked="" type="checkbox"/> 0 0 1
	4000 K	1680 lm	87 lm/W	0 9 0 - 1 Q 4 6 <input checked="" type="checkbox"/> E <input checked="" type="checkbox"/> 0 0 1

FLOOD SQUARE 56°, CRI ≥ 90

SYSTEM	COLOUR TEMP.	LUM. FLUX	EFFICACY	ORDER CODE
19.3 W	2700 K	1750 lm	91 lm/W	0 9 0 - 1 Q 4 4 <input checked="" type="checkbox"/> F <input checked="" type="checkbox"/> 0 0 1
	3000 K	1870 lm	97 lm/W	0 9 0 - 1 Q 4 5 <input checked="" type="checkbox"/> F <input checked="" type="checkbox"/> 0 0 1
	4000 K	2000 lm	104 lm/W	0 9 0 - 1 Q 4 6 <input checked="" type="checkbox"/> F <input checked="" type="checkbox"/> 0 0 1

WIDE FLOOD SQUARE 71°, CRI ≥ 90

SYSTEM	COLOUR TEMP.	LUM. FLUX	EFFICACY	ORDER CODE
19.3 W	2700 K	1800 lm	93 lm/W	0 9 0 - 1 Q 4 4 <input checked="" type="checkbox"/> G <input checked="" type="checkbox"/> 0 0 1
	3000 K	1920 lm	99 lm/W	0 9 0 - 1 Q 4 5 <input checked="" type="checkbox"/> G <input checked="" type="checkbox"/> 0 0 1
	4000 K	2060 lm	107 lm/W	0 9 0 - 1 Q 4 6 <input checked="" type="checkbox"/> G <input checked="" type="checkbox"/> 0 0 1

Order options

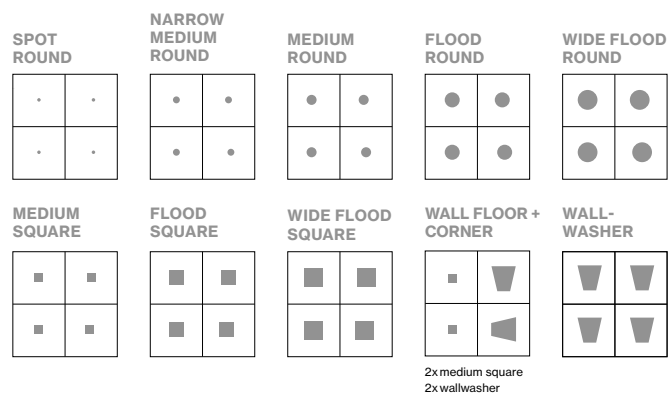
CONTROL		COLOUR		REFLECTOR	
non DIM	<input type="checkbox"/>	gold dust RAL 260-M	<input checked="" type="checkbox"/>	black	<input checked="" type="checkbox"/> B
DALI-2	<input checked="" type="checkbox"/> 3	jet black RAL 9005	<input type="checkbox"/> B	chrome	<input type="checkbox"/> 0
		white aluminium RAL 9006	<input type="checkbox"/> G		
		traffic white RAL 9016	<input type="checkbox"/> W		

WALLWASHER CRI ≥ 90

SYSTEM	COLOUR TEMP.	LUM. FLUX	EFFICACY	ORDER CODE
19.3 W	2700 K	1520 lm	79 lm/W	0 9 0 - 1 Q 4 4 <input checked="" type="checkbox"/> A <input checked="" type="checkbox"/> 0 0 1
	3000 K	1620 lm	84 lm/W	0 9 0 - 1 Q 4 5 <input checked="" type="checkbox"/> A <input checked="" type="checkbox"/> 0 0 1
	4000 K	1740 lm	90 lm/W	0 9 0 - 1 Q 4 6 <input checked="" type="checkbox"/> A <input checked="" type="checkbox"/> 0 0 1

WALL FLOOR CORNER CRI ≥ 90

SYSTEM	COLOUR TEMP.	LUM. FLUX	EFFICACY	ORDER CODE
19.3 W	2700 K	1530 lm	79 lm/W	0 9 0 - 1 Q 4 4 <input checked="" type="checkbox"/> 9 <input checked="" type="checkbox"/> <input checked="" type="checkbox"/> 0 1
	3000 K	1630 lm	84 lm/W	0 9 0 - 1 Q 4 5 <input checked="" type="checkbox"/> 9 <input checked="" type="checkbox"/> <input checked="" type="checkbox"/> 0 1
	4000 K	1750 lm	91 lm/W	0 9 0 - 1 Q 4 6 <input checked="" type="checkbox"/> 9 <input checked="" type="checkbox"/> <input checked="" type="checkbox"/> 0 1

Planning Information**Order options**

CONTROL		COLOUR		REFLECTOR	
non DIM	1	gold dust RAL 260-M	9	black	B
DALI-2	3	jet black RAL 9005	B	chrome	0
		white aluminium RAL 9006	G		
		traffic white RAL 9016	W		