



SASSO 60/100 round

ceiling

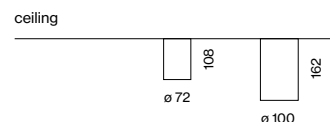
EN Cylindrical ceiling mounted spotlight made of aluminium, available in 2 sizes; light inset lacquered; housing powder coated; luminaire housing can be attached to mounting plate without tools by interlock; adj. sym. or asym. radiation characteristic; variants with sym. radiation characteristic: precise due to high quality lens system; variants with asym. radiation characteristic: high-quality reflector with micro-faceted, aluminum-vaporised surface; COB (Chip on Board) technology for maximum efficiency (ADJUSTABLE); no multiple shadows; efficient LEDs with very good colour rendering; converter integrated into spotlight head

FR Spot de plafond cylindrique en aluminium, disponible dans 2 tailles ; insert d'éclairage peint ; boîtier thermolaqué ; corps de luminaire pouvant être monté sans outils sur la plaque de montage grâce à un système de verrouillage ; caractéristiques de rayonnement sym. ou asym. réglables ; variantes à rayonnement sym. : précises grâce à l'optique à lentille ; variantes à rayonnement asym. : réflecteur avec surface à microfacettes et revêtement alum. atténuant ; Technologie COB (Chip on Board) pour efficacité maximale (ADJUSTABLE) ; pas d'ombres multiples ; LED économes en énergie à restitution de couleur élevée ; convertisseur intégré à la tête de spot

Quickinfo

2700 K, 3000 K, 3500 K, 4000 K
CRI ≥ 90, 2 SDCM
SASSO 60 up to 108 lm/W
SASSO 100 up to 100 lm/W
L80 @ 50 000 h
non DIM, DALI-2

Types



Housing colours



Inset colours



Light distributions

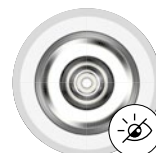
SASSO 60



SASSO 100



wallwasher and
ww floor inset



glare control
(UGR ≤ 16)



easy mounting;
no visible screws



CWD
1800–3000 K



CRI ≥ 95
2 SDCM

Order options

COLOUR TEMPERATURE

SASSO 60

2700K	9
3000K	0
3500K	2
4000K	1

COLOUR TEMPERATURE

SASSO 100

2700K	4
3000K	5
4000K	6

CONTROL

non DIM	1
DALI-2	3

HOUSING COLOUR

<input type="radio"/> traffic white RAL 9016	7
<input checked="" type="radio"/> jet black RAL 9005	1

INSET COLOUR

<input type="radio"/> traffic white RAL 9016 (UGR \leq 22)	7
<input type="radio"/> matt silver (UGR \leq 19)	4
<input checked="" type="radio"/> jet black RAL 9005 (UGR \leq 16)	1
<input type="radio"/> gold dust RAL 260-M (UGR \leq 19)	9

BEAM ANGLE SASSO 60

spot 11°	S
medium 21°	M
flood 42°	F
wide flood 54°	W

BEAM ANGLE SASSO 100

spot 19°	S
medium 34°	M
flood 45°	F
wide flood 65°	W

Options on request

COLOUR RENDERING INDEX

CRI \geq 95, 2 SDCM

COLOUR TEMPERATURE

CWD 1800–3000K

not for WW & WWF version

BEAM ANGLE SASSO 100

super wide flood 70°



SASSO 60 round ceiling



ADJUSTABLE

SYSTEM POWER	COLOUR TEMP.	LUMINOUS FLUX	ORDER CODE
10.2W	2700K	831lm	0 4 8 - 3 1 1 0 :: ◆ ◆ ■ ▲
	3000K	862lm	
	3500K	880lm	
	4000K	899lm	

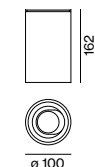


WALLWASHER

SYSTEM POWER	COLOUR TEMP.	LUMINOUS FLUX	ORDER CODE
9.5W	2700K	577lm	0 4 8 - 3 7 1 0 :: ◆ ◆ ■ ▲ A
	3000K	626lm	
	3500K	626lm	
	4000K	650lm	

WALLWASHER / FLOOR

SYSTEM POWER	COLOUR TEMP.	LUMINOUS FLUX	ORDER CODE
8.2W	2700K	819lm	0 4 8 - 3 7 1 0 :: ◆ ◆ ■ ▲ W
	3000K	853lm	
	3500K	853lm	
	4000K	887lm	



SASSO 100 round ceiling



ADJUSTABLE

SYSTEM POWER	COLOUR TEMP.	LUMINOUS FLUX	ORDER CODE
20.2W	2700K	1650lm	0 4 8 - 3 4 1 0 :: ◆ ◆ ■ ▲
	3000K	1790lm	
	4000K	1930lm	