

SPIO 60

recessed

EN Round recessed spotlight in die-cast aluminium; installation without tools in mounting set with ball catch system or with magnetic attachment; for trimless installation in plasterboard ceilings; paintable cover; shadow joint between cover and mounting set optionally fillable; choice of adjustable or fixed symmetric radiation characteristic; high quality lens system; uncluttered ceiling look through recessed lighting level; reduced light-emitting surface (only \varnothing 10 mm); no multiple shadows; efficient LEDs with very good colour rendering

FR Spot rond encastrable en fonte d'aluminium injectée ; montage sans outil en kit de montage par système à déclic à bille ou avec fixation magnétique ; pour encastr. sans bord en plafond placoplâtre ; plaque de couverture peinturable ; joint creux entre la plaque de couv. et le kit de montage plâtrable en opt. ; caractéristiques de rayonnement au choix réglables ou fixes symétriques ; optique lentille de grande qualité ; plafond harmonieux par luminaire en retrait ; surface de diffusion réduite (\varnothing 10 mm seulement) ; pas d'ombres multiples ; LED économes en énergie à restitution de couleur élevée

Quickinfo

2700 K, 3000 K
CRI \geq 90 / 3 SDCM
UGR \leq 10
jusqu'à 61 lm/W
L85 / 50000 h, L95 / 50000 h
DALI-2, non DIM
front IP20

Types



Couleur



Set de montage




Répartition de la lumière



10 mm light
output area



for trimless
installation



LFO lens
technology



paintable cover

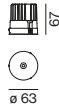


SPIO 60 downlight




FLOOD CRI ≥ 90, traffic white

FIXTURE	COLOUR TEMP.	LUM. FLUX	FIXTURE	ORDER CODE
11.9 W, 1050 mA	2700 K	477 lm	40 lm/W	0 4 8 - 1 5 1 0 4 1 7 F
	3000 K	489 lm	41 lm/W	0 4 8 - 1 5 1 0 5 1 7 F



WIDE FLOOD CRI ≥ 90, traffic white

FIXTURE	COLOUR TEMP.	LUM. FLUX	FIXTURE	ORDER CODE
11.9 W, 1050 mA	2700 K	701 lm	59 lm/W	0 4 8 - 1 5 1 0 4 1 7 W
	3000 K	718 lm	61 lm/W	0 4 8 - 1 5 1 0 5 1 7 W



SPIO 60 adjustable



FLOOD CRI ≥ 90, traffic white

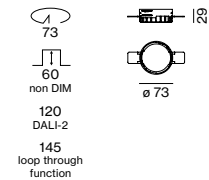
FIXTURE	COLOUR TEMP.	LUM. FLUX	FIXTURE	ORDER CODE
11.9 W, 1050 mA	2700 K	455 lm	38 lm/W	0 4 8 - 1 5 2 0 4 1 7 F
	3000 K	466 lm	39 lm/W	0 4 8 - 1 5 2 0 5 1 7 F



WIDE FLOOD CRI ≥ 90, traffic white

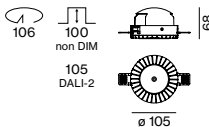
FIXTURE	COLOUR TEMP.	LUM. FLUX	FIXTURE	ORDER CODE
11.9 W, 1050 mA	2700 K	668 lm	56 lm/W	0 4 8 - 1 5 2 0 4 1 7 W
	3000 K	685 lm	58 lm/W	0 4 8 - 1 5 2 0 5 1 7 W

Mounting accessories (required)



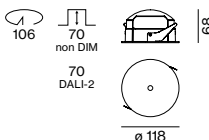
MOUNTING SET trimless

TYPE	COLOUR	Ø-H (mm)	ORDER CODE
for plasterboard ceilings 12.5/15/25 mm	traffic white	73-29	0 4 8 - 2 6 9 6 1 1 7
for SASSO 60 round SPIO 60 downlight			



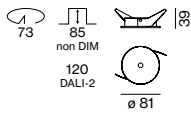
MOUNTING SET trimless adjustable

TYPE	COLOUR	Ø-H (mm)	ORDER CODE
for plasterboard ceilings 12.5/15/25 mm	traffic white	105-68	0 4 8 - 1 5 9 8 1 0 7
for SPIO 60 adjustable			



MOUNTING SET with trim adjustable for intermediate ceilings, 2-25 mm

COLOUR	Ø-H (mm)	ORDER CODE
traffic white	118-68	0 4 8 - 1 5 9 7 1 0 7
jet black	118-68	0 4 8 - 1 5 9 7 1 0 8
for SPIO 60 adjustable		



MOUNTING SET with trim downlight for intermediate ceilings, 2-25 mm

COLOUR	Ø·H (mm)	ORDER CODE
traffic white	81·39	0 4 8 - 1 5 9 7 2 0 7
jet black	81·39	0 4 8 - 1 5 9 7 2 0 8

for SPIO 60 downlight

Electrical accessories (required)

POWER SUPPLY 1050 mA, PC2, -264 V AC

TYPE	INPUT VOLTAGE	EFFICIENCY	L·W·H (mm)	ORDER CODE
44 W	176 V AC	η 89 %	143·43·30	0 0 2 - 9 0 7 8 8
40 W non DIM	198 V AC	η 90 %	147·44·22	0 0 2 - 9 0 7 9 4

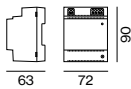
Electrical accessories (optional)



DIN RAIL LED DRIVER

TYPE	L·W·H (mm)	ORDER CODE
DALI-2 DT6 1-2 addresses	36·88·59	0 0 5 - 6 1 2 1 0 3 0

200 -1050 mA settable const. current | 2×42W | 48V DC | U OUT 10–40V



DIN RAIL POWER SUPPLY

L·W·H (mm)	ORDER CODE
72·90·63	0 0 5 - 6 5 2 0 2 1 0

220-240 V AC | 160 W | 48V DC constant voltage

Calvin Klein, Paris

France

Architecte
Hyphen

Lighting Design
Mindseye Lighting

Photographe
Miguel Jiménez



Produits utilisés



SPIO 60 recessed



CAVO recessed



BO 55 / 70 track

