

## SPIO 60

recessed

**EN** Round recessed spotlight in die-cast aluminium; installation without tools in mounting set with ball catch system or with magnetic attachment; for trimless installation in plasterboard ceilings; paintable cover; shadow joint between cover and mounting set optionally fillable; choice of adjustable or fixed symmetric radiation characteristic; high quality lens system; uncluttered ceiling look through recessed lighting level; reduced light-emitting surface (only  $\varnothing$  10 mm); no multiple shadows; efficient LEDs with very good colour rendering

**FR** Spot rond encastrable en fonte d'aluminium injectée ; montage sans outil en kit de montage par système à déclic à bille ou avec fixation magnétique ; pour encastr. sans bord en plafond placoplâtre ; plaque de couverture peinturable ; joint creux entre la plaque de couv. et le kit de montage plâtrable en opt. ; caractéristiques de rayonnement au choix réglables ou fixes symétriques ; optique lentille de grande qualité ; plafond harmonieux par luminaire en retrait ; surface de diffusion réduite ( $\varnothing$  10 mm seulement) ; pas d'ombres multiples ; LED économes en énergie à restitution de couleur élevée

### Quickinfo

2700 K, 3000 K  
CRI  $\geq$  90 / 3 SDCM  
UGR  $\leq$  10  
jusqu'à 61 lm/W  
L85 / 50000 h, L95 / 50000 h  
DALI-2, non DIM  
front IP20

### Types



### Couleur



### Set de montage




### Répartition de la lumière



10 mm light  
output area



for trimless  
installation



LFO lens  
technology



paintable cover

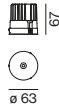


### SPIO 60 downlight




#### FLOOD CRI ≥ 90, traffic white

FIXTURE	COLOUR TEMP.	LUM. FLUX	FIXTURE	ORDER CODE
11.9 W, 1050 mA	2700 K	477 lm	40 lm/W	0 4 8 - 1 5 1 0 4 1 7 F
	3000 K	489 lm	41 lm/W	0 4 8 - 1 5 1 0 5 1 7 F



#### WIDE FLOOD CRI ≥ 90, traffic white

FIXTURE	COLOUR TEMP.	LUM. FLUX	FIXTURE	ORDER CODE
11.9 W, 1050 mA	2700 K	701 lm	59 lm/W	0 4 8 - 1 5 1 0 4 1 7 W
	3000 K	718 lm	61 lm/W	0 4 8 - 1 5 1 0 5 1 7 W



### SPIO 60 adjustable



#### FLOOD CRI ≥ 90, traffic white

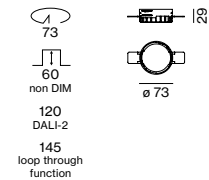
FIXTURE	COLOUR TEMP.	LUM. FLUX	FIXTURE	ORDER CODE
11.9 W, 1050 mA	2700 K	455 lm	38 lm/W	0 4 8 - 1 5 2 0 4 1 7 F
	3000 K	466 lm	39 lm/W	0 4 8 - 1 5 2 0 5 1 7 F



#### WIDE FLOOD CRI ≥ 90, traffic white

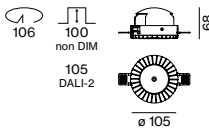
FIXTURE	COLOUR TEMP.	LUM. FLUX	FIXTURE	ORDER CODE
11.9 W, 1050 mA	2700 K	668 lm	56 lm/W	0 4 8 - 1 5 2 0 4 1 7 W
	3000 K	685 lm	58 lm/W	0 4 8 - 1 5 2 0 5 1 7 W

## Mounting accessories (required)



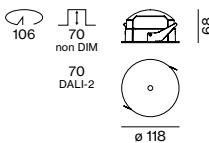
#### MOUNTING SET trimless

TYPE	COLOUR	Ø-H (mm)	ORDER CODE
for plasterboard ceilings 12.5/15/25 mm	traffic white	73-29	0 4 8 - 2 6 9 6 1 1 7
for SASSO 60 round   SPIO 60 downlight			



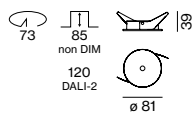
#### MOUNTING SET trimless adjustable

TYPE	COLOUR	Ø-H (mm)	ORDER CODE
for plasterboard ceilings 12.5/15/25 mm	traffic white	105-68	0 4 8 - 1 5 9 8 1 0 7
for SPIO 60 adjustable			



#### MOUNTING SET with trim adjustable for intermediate ceilings, 2-25 mm

COLOUR	Ø-H (mm)	ORDER CODE
traffic white	118-68	0 4 8 - 1 5 9 7 1 0 7
jet black	118-68	0 4 8 - 1 5 9 7 1 0 8
for SPIO 60 adjustable		



**MOUNTING SET with trim downlight** for intermediate ceilings, 2-25 mm

COLOUR	Ø·H (mm)	ORDER CODE
traffic white	81·39	0 4 8 - 1 5 9 7 2 0 7
jet black	81·39	0 4 8 - 1 5 9 7 2 0 8

for SPIO 60 downlight

**Electrical accessories (required)**

**POWER SUPPLY** 1050 mA, PC2, -264 V AC

TYPE	INPUT VOLTAGE	EFFICIENCY	L·W·H (mm)	ORDER CODE
44 W	176 V AC	η 89 %	143·43·30	0 0 2 - 9 0 7 8 8
40 W   non DIM	198 V AC	η 90 %	147·44·22	0 0 2 - 9 0 7 9 4

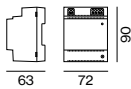
**Electrical accessories (optional)**



**DIN RAIL LED DRIVER**

TYPE	L·W·H (mm)	ORDER CODE
DALI-2 DT6 1-2 addresses	36·88·59	0 0 5 - 6 1 2 1 0 3 0

200 -1050 mA settable const. current | 2×42W | 48V DC | U OUT 10–40V



**DIN RAIL POWER SUPPLY**

L·W·H (mm)	ORDER CODE
72·90·63	0 0 5 - 6 5 2 0 2 1 0

220-240 V AC | 160 W | 48V DC constant voltage

# Calvin Klein, Paris

France

**Architecte**  
Hyphen

**Lighting Design**  
Mindseye Lighting

**Photographe**  
Miguel Jiménez



## Produits utilisés



**SPIO 60 recessed**



**CAVO recessed**



**BO 55 / 70 track**







