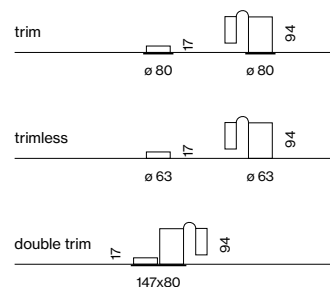


Quickinfo

sensor
ESSENTIAL, SENSE
DALI-2

emergency light
6500 K
CRI ≥ 80
200 lm
L80 @ 50000 h
non maintained

Types



Housing colours



Inset colours



Sensors



SASSO 60 round sensor/emergency

recessed

EN Round inset (Emergency Light or Sensor); installation without tools in mounting set (trimless or with trim); surface lacquered; installation possible in different housings; LED emergency light inset: 3 variants with different test possibilities - Basic with test button, selftest with status LED or Pro DALI with monitoring via DALI; sensor with DALI-2 control: 2 variants - Basic with brightness and presence sensor or Pro with additional temperature, humidity, air quality and noise level measurement

FR Insert rond (écl. de secours ou capteur) ; montage sans outil en kit de montage (sans bord ou avec bord continu) ; surface laquée ; encastrément possible dans différents boîtiers ; insert pour éclairage de secours LED : 3 var. avec diff. possib. d'essai - Basic avec touche d'essai, auto-test avec LED d'état ou Pro DALI avec surveill. par DALI ; capteur avec commande DALI-2 : 2 variantes - Basic avec capteur de luminosité et de présence ou Pro avec mesure suppl. de la température, de l'humidité de l'air et du bruit

Order options

INSET COLOUR

○ traffic white RAL 9016	7
● jet black RAL 9005	1

BEAM ANGLE

EMERGENCY LIGHT

spot lens

escape route lens

anti panic lens

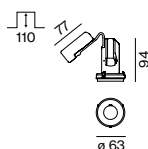
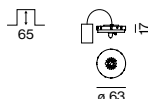
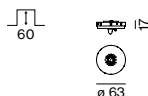
Options on request

MOUNTING SET

acoustic soft ceilings

INSET COLOUR

grey, gold



SASSO 60 sensor round



ESSENTIAL SENSOR

TYPE

brightness & presence

ORDER CODE

048-269311



SENSE SENSOR

TYPE

brightness, presence, temperature,
sound pressure, humidity, CO₂

ORDER CODE

048-269312

SASSO 60 emergency light round



EMERGENCY 3h

TYPE

BASIC | 2W

SELF-TEST | 2W

PRO DALI | 2W

ORDER CODE

048-269321

048-269322

048-269323

incl. 3 interchangeable lenses

Electrical accessories

ACCUPACK

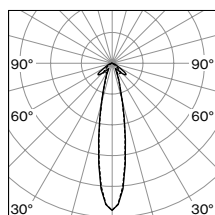
TYPE

replacement accupack 3h

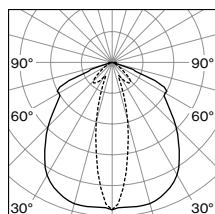
ORDER CODE

048-2693910

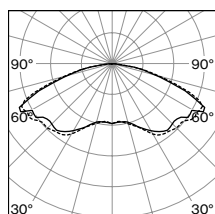
Light distributions



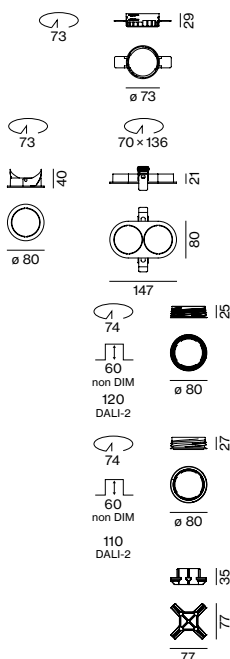
emergency light
spot lens



emergency light
escape route lens



emergency light
anti panic lens



Mounting accessories

TRIMLESS MOUNTING SET for plasterboard ceilings 12.5/15/25 mm

COLOUR

○ traffic white RAL9016

ORDER CODE

048-2696117

MOUNTING SET WITH TRIM for intermediate ceilings 2-25 mm

TYPE

1 lamp

COLOUR

○ traffic white RAL9016

● jet black RAL 9005

ORDER CODE

048-2696317

048-2696318

2 lamps

○ traffic white RAL9016

● jet black RAL 9005

048-2698317

048-2698318

TRIMLESS MOUNTING SET for soft acoustic ceilings 25-40 mm

COLOUR

○ signal white RAL 9003

ORDER CODE

048-2696197

MOUNTING SET WITH TRIM for soft acoustic ceilings 25-40 mm

TYPE

1 lamp

COLOUR

○ signal white RAL 9003

● traffic black RAL 9017

ORDER CODE

048-2696397

048-2696398

MOUNTING TOOL for soft acoustic ceilings

TYPE

SASSO 60

COLOUR

● traffic black RAL 9017

ORDER CODE

048-2695918

CONCRETE MOUNTING HOUSING

COLOUR

exposed concrete ceilings

L-W-H (mm)

230:230:162

ORDER CODE

048-2695210

primed concrete ceilings*

614:307:120

048-2695110

*order mounting set separately, not applicable for 2 lamps mounting set with trim