

UNICO Q1 / Q4 basic

ceiling

EN Square surface mounted multi-downlight made of aluminium; equipped with one (Q1) / four (Q4) individually selectable or pre-specified, customised light element(s); luminaire housing can be attached to mounting plate without tools by interlock; converter integrated into luminaire housing; surface powder coated; high-quality reflector with micro-faceted, aluminum-vaporised surface; precise radiation characteristic with different symmetrical light distributions; or with asymmetric light distribution; energy-efficient high power LEDs with very good colour rendering; clank-free

FR Multi-downlight apparent carré, en aluminium ; équipé d'un (Q1) / quatre (Q4) éléments optiques à choisir de façon personnalisée ou définis de manière fixe, spécifiques à chaque application ; corps de luminaire pouvant être monté sans outils sur la plaque de montage grâce à un système de verrouillage ; convertisseur intégré dans le corps de luminaire ; surface thermolaquée ; réflecteur de grande qualité avec surface à microfacettes, métallisée à l'aluminium ; caractéristique de diffusion précise avec différentes possibilités de répartitions symétriques de la lumière ; ou avec distribution asymétrique de la lumière ; High-Power-LED à grande efficacité énergétique, très bon rendu des couleurs ; sans distorsions

Quickinfo

2700 K, 3000 K, 3500 K, 4000 K
CRI ≥ 90 / 3 SDCM
UGR ≤ 10 , UGR ≤ 19
jusqu'à 131 lm/W
L85 / 50000 h, L90 / 50000 h
DALI-2, non DIM
IP20

Types



Couleur




Réflecteur



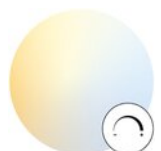
Répartition de la lumière



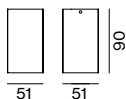

one luminaire
multiple scenes



black & gold
reflector
(optional)



tunable white
2700 – 5000 K
(optional)



UNICO Q1 basic high efficient ceiling



FLOOD ROUND non DIM, CRI ≥ 90

SYSTEM	COLOUR TEMP.	LUM. FLUX	SYSTEM	ORDER CODE
6.2 W	2700 K	629 lm	101 lm/W	0 9 0 - 1 Q 1 9 1 C ■ ■ 1 1
	3000 K	655 lm	106 lm/W	0 9 0 - 1 Q 1 0 1 C ■ ■ 1 1
	3500 K	655 lm	106 lm/W	0 9 0 - 1 Q 1 2 1 C ■ ■ 1 1
	4000 K	681 lm	110 lm/W	0 9 0 - 1 Q 1 1 1 C ■ ■ 1 1

WIDE FLOOD ROUND non DIM, CRI ≥ 90

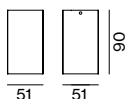

SYSTEM	COLOUR TEMP.	LUM. FLUX	SYSTEM	ORDER CODE
6.2 W	2700 K	647 lm	104 lm/W	0 9 0 - 1 Q 1 9 1 D ■ ■ 1 1
	3000 K	674 lm	109 lm/W	0 9 0 - 1 Q 1 0 1 D ■ ■ 1 1
	3500 K	674 lm	109 lm/W	0 9 0 - 1 Q 1 2 1 D ■ ■ 1 1
	4000 K	701 lm	113 lm/W	0 9 0 - 1 Q 1 1 1 D ■ ■ 1 1

FLOOD SQUARE non DIM, CRI ≥ 90

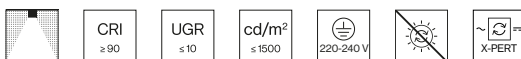
SYSTEM	COLOUR TEMP.	LUM. FLUX	SYSTEM	ORDER CODE
6.2 W	2700 K	661 lm	107 lm/W	0 9 0 - 1 Q 1 9 1 F ■ ■ 1 1
	3000 K	688 lm	111 lm/W	0 9 0 - 1 Q 1 0 1 F ■ ■ 1 1
	3500 K	688 lm	111 lm/W	0 9 0 - 1 Q 1 2 1 F ■ ■ 1 1
	4000 K	716 lm	115 lm/W	0 9 0 - 1 Q 1 1 1 F ■ ■ 1 1

WIDE FLOOD SQUARE non DIM, CRI ≥ 90

SYSTEM	COLOUR TEMP.	LUM. FLUX	SYSTEM	ORDER CODE
6.2 W	2700 K	678 lm	109 lm/W	0 9 0 - 1 Q 1 9 1 G ■ ■ 1 1
	3000 K	707 lm	114 lm/W	0 9 0 - 1 Q 1 0 1 G ■ ■ 1 1
	3500 K	707 lm	114 lm/W	0 9 0 - 1 Q 1 2 1 G ■ ■ 1 1
	4000 K	735 lm	119 lm/W	0 9 0 - 1 Q 1 1 1 G ■ ■ 1 1



UNICO Q1 basic ceiling



SPOT ROUND Reflector chrome, non DIM, CRI ≥ 90

SYSTEM	COLOUR TEMP.	LUM. FLUX	SYSTEM	ORDER CODE
5.7 W	2700 K	278 lm	49 lm/W	0 9 0 - 1 Q 1 4 1 K ■ 0 0 1
	3000 K	302 lm	53 lm/W	0 9 0 - 1 Q 1 5 1 K ■ 0 0 1
	4000 K	314 lm	55 lm/W	0 9 0 - 1 Q 1 6 1 K ■ 0 0 1

NARROW MEDIUM ROUND Reflector chrome, non DIM, CRI ≥ 90

SYSTEM	COLOUR TEMP.	LUM. FLUX	SYSTEM	ORDER CODE
5.7 W	2700 K	282 lm	49 lm/W	0 9 0 - 1 Q 1 4 1 N ■ 0 0 1
	3000 K	307 lm	54 lm/W	0 9 0 - 1 Q 1 5 1 N ■ 0 0 1
	4000 K	319 lm	56 lm/W	0 9 0 - 1 Q 1 6 1 N ■ 0 0 1

MEDIUM ROUND non DIM, CRI ≥ 90

SYSTEM	COLOUR TEMP.	LUM. FLUX	SYSTEM	ORDER CODE
5.7 W	2700 K	378 lm	66 lm/W	0 9 0 - 1 Q 1 4 1 B ■ ■ 0 1
	3000 K	410 lm	72 lm/W	0 9 0 - 1 Q 1 5 1 B ■ ■ 0 1
	4000 K	426 lm	75 lm/W	0 9 0 - 1 Q 1 6 1 B ■ ■ 0 1

Order options

COLOUR	REFLECTOR
gold dust RAL 260-M	chrome
jet black RAL 9005	black
white aluminium RAL 9006	
traffic white RAL 9016	

FLOOD ROUND non DIM, CRI ≥ 90

SYSTEM	COLOUR TEMP.	LUM. FLUX	SYSTEM	ORDER CODE
5.7 W	2700 K	434 lm	76 lm/W	0 9 0 - 1 Q 1 4 1 C <input checked="" type="checkbox"/> <input checked="" type="checkbox"/> 0 1
	3000 K	471 lm	83 lm/W	0 9 0 - 1 Q 1 5 1 C <input checked="" type="checkbox"/> <input checked="" type="checkbox"/> 0 1
	4000 K	490 lm	86 lm/W	0 9 0 - 1 Q 1 6 1 C <input checked="" type="checkbox"/> <input checked="" type="checkbox"/> 0 1

WIDE FLOOD ROUND non DIM, CRI ≥ 90

SYSTEM	COLOUR TEMP.	LUM. FLUX	SYSTEM	ORDER CODE
5.7 W	2700 K	430 lm	75 lm/W	0 9 0 - 1 Q 1 4 1 D <input checked="" type="checkbox"/> <input checked="" type="checkbox"/> 0 1
	3000 K	467 lm	82 lm/W	0 9 0 - 1 Q 1 5 1 D <input checked="" type="checkbox"/> <input checked="" type="checkbox"/> 0 1
	4000 K	485 lm	85 lm/W	0 9 0 - 1 Q 1 6 1 D <input checked="" type="checkbox"/> <input checked="" type="checkbox"/> 0 1

MEDIUM SQUARE non DIM, CRI ≥ 90


SYSTEM	COLOUR TEMP.	LUM. FLUX	SYSTEM	ORDER CODE
5.7 W	2700 K	371 lm	65 lm/W	0 9 0 - 1 Q 1 4 1 E <input checked="" type="checkbox"/> <input checked="" type="checkbox"/> 0 1
	3000 K	403 lm	71 lm/W	0 9 0 - 1 Q 1 5 1 E <input checked="" type="checkbox"/> <input checked="" type="checkbox"/> 0 1
	4000 K	419 lm	74 lm/W	0 9 0 - 1 Q 1 6 1 E <input checked="" type="checkbox"/> <input checked="" type="checkbox"/> 0 1

FLOOD SQUARE non DIM, CRI ≥ 90

SYSTEM	COLOUR TEMP.	LUM. FLUX	SYSTEM	ORDER CODE
5.7 W	2700 K	441 lm	77 lm/W	0 9 0 - 1 Q 1 4 1 F <input checked="" type="checkbox"/> <input checked="" type="checkbox"/> 0 1
	3000 K	479 lm	84 lm/W	0 9 0 - 1 Q 1 5 1 F <input checked="" type="checkbox"/> <input checked="" type="checkbox"/> 0 1
	4000 K	498 lm	87 lm/W	0 9 0 - 1 Q 1 6 1 F <input checked="" type="checkbox"/> <input checked="" type="checkbox"/> 0 1

WIDE FLOOD SQUARE non DIM, CRI ≥ 90

SYSTEM	COLOUR TEMP.	LUM. FLUX	SYSTEM	ORDER CODE
5.7 W	2700 K	453 lm	79 lm/W	0 9 0 - 1 Q 1 4 1 G <input checked="" type="checkbox"/> <input checked="" type="checkbox"/> 0 1
	3000 K	492 lm	86 lm/W	0 9 0 - 1 Q 1 5 1 G <input checked="" type="checkbox"/> <input checked="" type="checkbox"/> 0 1
	4000 K	512 lm	90 lm/W	0 9 0 - 1 Q 1 6 1 G <input checked="" type="checkbox"/> <input checked="" type="checkbox"/> 0 1

**UNICO Q4** basic high efficient ceiling**FLOOD ROUND** CRI ≥ 90

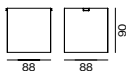
SYSTEM	COLOUR TEMP.	LUM. FLUX	SYSTEM	ORDER CODE
15.7 W	2700 K	1750 lm	111 lm/W	0 9 0 - 1 Q 4 9 <input checked="" type="checkbox"/> <input checked="" type="checkbox"/> 1 1
	3000 K	1830 lm	117 lm/W	0 9 0 - 1 Q 4 0 <input checked="" type="checkbox"/> <input checked="" type="checkbox"/> 1 1
	3500 K	1830 lm	117 lm/W	0 9 0 - 1 Q 4 2 <input checked="" type="checkbox"/> <input checked="" type="checkbox"/> 1 1
	4000 K	1900 lm	121 lm/W	0 9 0 - 1 Q 4 1 <input checked="" type="checkbox"/> <input checked="" type="checkbox"/> 1 1

WIDE FLOOD ROUND CRI ≥ 90

SYSTEM	COLOUR TEMP.	LUM. FLUX	SYSTEM	ORDER CODE
15.7 W	2700 K	1800 lm	115 lm/W	0 9 0 - 1 Q 4 9 <input checked="" type="checkbox"/> D <input checked="" type="checkbox"/> 1 1
	3000 K	1880 lm	120 lm/W	0 9 0 - 1 Q 4 0 <input checked="" type="checkbox"/> D <input checked="" type="checkbox"/> 1 1
	3500 K	1880 lm	120 lm/W	0 9 0 - 1 Q 4 2 <input checked="" type="checkbox"/> D <input checked="" type="checkbox"/> 1 1
	4000 K	1950 lm	124 lm/W	0 9 0 - 1 Q 4 1 <input checked="" type="checkbox"/> D <input checked="" type="checkbox"/> 1 1













FLOOD SQUARE CRI ≥ 90

SYSTEM	COLOUR TEMP.	LUM. FLUX	SYSTEM	ORDER CODE
15.7 W	2700 K	1840 lm	117 lm/W	0 9 0 - 1 Q 4 9 <input checked="" type="checkbox"/> F <input checked="" type="checkbox"/> 1 1
	3000 K	1920 lm	122 lm/W	0 9 0 - 1 Q 4 0 <input checked="" type="checkbox"/> F <input checked="" type="checkbox"/> 1 1
	3500 K	1920 lm	122 lm/W	0 9 0 - 1 Q 4 2 <input checked="" type="checkbox"/> F <input checked="" type="checkbox"/> 1 1
	4000 K	1990 lm	127 lm/W	0 9 0 - 1 Q 4 1 <input checked="" type="checkbox"/> F <input checked="" type="checkbox"/> 1 1

**Order options**

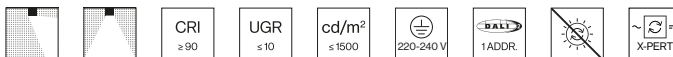
CONTROL		COLOUR		REFLECTOR	
non DIM	1	gold dust RAL 260-M	9	chrome	0
DALI-2	3	jet black RAL 9005	B	black	B
		white aluminium RAL 9006	G		
		traffic white RAL 9016	W		

WIDE FLOOD SQUARE CRI ≥ 90







SYSTEM	COLOUR TEMP.	LUM. FLUX	SYSTEM	ORDER CODE
15.7 W	2700 K	1890 lm	120 lm/W	0 9 0 - 1 Q 4 9  G   1 1
	3000 K	1970 lm	125 lm/W	0 9 0 - 1 Q 4 0  G   1 1
	3500 K	1970 lm	125 lm/W	0 9 0 - 1 Q 4 2  G   1 1
	4000 K	2050 lm	131 lm/W	0 9 0 - 1 Q 4 1  G   1 1

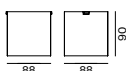


UNICO Q4 basic ceiling









SPOT ROUND Reflector chrome, CRI ≥ 90










SYSTEM	COLOUR TEMP.	LUM. FLUX	SYSTEM	ORDER CODE
19.3 W	2700 K	1100 lm	57 lm/W	0 9 0 - 1 Q 4 4  K  0 0 1
	3000 K	1180 lm	61 lm/W	0 9 0 - 1 Q 4 5  K  0 0 1
	4000 K	1260 lm	65 lm/W	0 9 0 - 1 Q 4 6  K  0 0 1












NARROW MEDIUM ROUND Reflector chrome, CRI ≥ 90

SYSTEM	COLOUR TEMP.	LUM. FLUX	SYSTEM	ORDER CODE
19.3 W	2700 K	1120 lm	58 lm/W	0 9 0 - 1 Q 4 4  N  0 0 1
	3000 K	1200 lm	62 lm/W	0 9 0 - 1 Q 4 5  N  0 0 1
	4000 K	1280 lm	66 lm/W	0 9 0 - 1 Q 4 6  N  0 0 1










MEDIUM ROUND CRI ≥ 90

SYSTEM	COLOUR TEMP.	LUM. FLUX	SYSTEM	ORDER CODE
19.3 W	2700 K	1500 lm	78 lm/W	0 9 0 - 1 Q 4 4  B   0 1
	3000 K	1600 lm	83 lm/W	0 9 0 - 1 Q 4 5  B   0 1
	4000 K	1710 lm	89 lm/W	0 9 0 - 1 Q 4 6  B   0 1










FLOOD ROUND CRI ≥ 90

SYSTEM	COLOUR TEMP.	LUM. FLUX	SYSTEM	ORDER CODE
19.3 W	2700 K	1720 lm	89 lm/W	0 9 0 - 1 Q 4 4  C   0 1
	3000 K	1840 lm	95 lm/W	0 9 0 - 1 Q 4 5  C   0 1
	4000 K	1970 lm	102 lm/W	0 9 0 - 1 Q 4 6  C   0 1










WIDE FLOOD ROUND CRI ≥ 90

SYSTEM	COLOUR TEMP.	LUM. FLUX	SYSTEM	ORDER CODE
19.3 W	2700 K	1710 lm	89 lm/W	0 9 0 - 1 Q 4 4  D   0 1
	3000 K	1820 lm	94 lm/W	0 9 0 - 1 Q 4 5  D   0 1
	4000 K	1950 lm	101 lm/W	0 9 0 - 1 Q 4 6  D   0 1




MEDIUM SQUARE CRI ≥ 90

SYSTEM	COLOUR TEMP.	LUM. FLUX	SYSTEM	ORDER CODE
19.3 W	2700 K	1470 lm	76 lm/W	0 9 0 - 1 Q 4 4  E   0 1
	3000 K	1570 lm	81 lm/W	0 9 0 - 1 Q 4 5  E   0 1
	4000 K	1680 lm	87 lm/W	0 9 0 - 1 Q 4 6  E   0 1










FLOOD SQUARE CRI ≥ 90

SYSTEM	COLOUR TEMP.	LUM. FLUX	SYSTEM	ORDER CODE
19.3 W	2700 K	1750 lm	91 lm/W	0 9 0 - 1 Q 4 4  F   0 1
	3000 K	1870 lm	97 lm/W	0 9 0 - 1 Q 4 5  F   0 1
	4000 K	2000 lm	104 lm/W	0 9 0 - 1 Q 4 6  F   0 1










Order options

CONTROL		COLOUR		REFLECTOR	
non DIM	1	gold dust RAL 260-M	9	chrome	0
DALI-2	3	jet black RAL 9005	B	black	B
		white aluminium RAL 9006	G		
		traffic white RAL 9016	W		







WIDE FLOOD SQUARE CRI ≥ 90

SYSTEM	COLOUR TEMP.	LUM. FLUX	SYSTEM	ORDER CODE
19.3 W	2700 K	1800 lm	93 lm/W	0 9 0 - 1 Q 4 4  G   0 1
	3000 K	1920 lm	99 lm/W	0 9 0 - 1 Q 4 5  G   0 1
	4000 K	2060 lm	107 lm/W	0 9 0 - 1 Q 4 6  G   0 1




WALL FLOOR CORNER CRI ≥ 90

SYSTEM	COLOUR TEMP.	LUM. FLUX	SYSTEM	ORDER CODE
19.3 W	2700 K	1530 lm	79 lm/W	0 9 0 - 1 Q 4 4  9   0 1
	3000 K	1630 lm	84 lm/W	0 9 0 - 1 Q 4 5  9   0 1
	4000 K	1750 lm	91 lm/W	0 9 0 - 1 Q 4 6  9   0 1

WALLWASHER Reflector chrome, CRI ≥ 90

SYSTEM	COLOUR TEMP.	LUM. FLUX	SYSTEM	ORDER CODE
19.3 W	2700 K	1520 lm	79 lm/W	0 9 0 - 1 Q 4 4  A  0 0 1
	3000 K	1620 lm	84 lm/W	0 9 0 - 1 Q 4 5  A  0 0 1
	4000 K	1740 lm	90 lm/W	0 9 0 - 1 Q 4 6  A  0 0 1

Order options

CONTROL		COLOUR		REFLECTOR	
non DIM	1	gold dust RAL 260-M	9	chrome	0
DALI-2	3	jet black RAL 9005	B	black	B
		white aluminium RAL 9006	G		
		traffic white RAL 9016	W		