



## SASSO 40 round adjustable

recessed 2 lamps

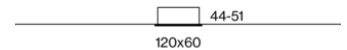
**EN** Round recessed spotlight; installation without tools in mounting set with ball catch system; surface lacquered; with trim; double lamps; light insets rotatable and tiltable; precise radiation characteristic due to high quality lens system; COB (Chip on Board) technology for maximum efficiency; no multiple shadows; efficient LEDs with very good colour rendering

**ES** Proyector empotrable redondo; instalación sin herramientas mediante kit de montaje con sistema inserción de bola; superficie lacada; con marco; con dos luces; elementos de luz girable e inclinable; proyección precisa con óptica de lente de alta calidad; Chip on Board que proporciona una máxima eficiencia; no sombras múltiples; LEDs de eficiencia que proporcionan una alta reproducción cromática

### Quickinfo

2700 K, 3000 K, 4000 K  
 CRI  $\geq$  90 / 3 SDCM (initial MacAdam)  
 UGR  $\leq$  10, UGR  $\leq$  13, UGR  $\leq$  16, UGR  $\leq$  19  
 hasta 83 lm/W  
 L85 / 50000 h  
 DALI-2, non atenuable  
 front IP40, back IP20

### Types



### Color



### Set de montaje



### Distribución luminosa



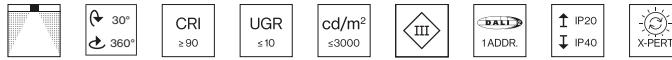
360° rotatable,  
30° tiltable



glare control  
(UGR  $\leq$  16)



## SASSO 40 round adjustable



### SPOT 14°, CRI ≥ 90

FIXTURE	COLOUR TEMP.	LUM. FLUX	EFFICACY	ORDER CODE
2x5.1 W,	2700 K	2x379 lm	75 lm/W	0 4 8 - 2 8 2 0 4 1 <input checked="" type="checkbox"/> S
12 Vf,	3000 K	2x408 lm	80 lm/W	0 4 8 - 2 8 2 0 5 1 <input checked="" type="checkbox"/> S
450 mA	4000 K	2x408 lm	80 lm/W	0 4 8 - 2 8 2 0 6 1 <input checked="" type="checkbox"/> S



### MEDIUM 25°, CRI ≥ 90

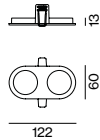
FIXTURE	COLOUR TEMP.	LUM. FLUX	EFFICACY	ORDER CODE
2x5.1 W,	2700 K	2x390 lm	77 lm/W	0 4 8 - 2 8 2 0 4 1 <input checked="" type="checkbox"/> M
12 Vf,	3000 K	2x419 lm	83 lm/W	0 4 8 - 2 8 2 0 5 1 <input checked="" type="checkbox"/> M
450 mA	4000 K	2x419 lm	83 lm/W	0 4 8 - 2 8 2 0 6 1 <input checked="" type="checkbox"/> M

### FLOOD 46°, CRI ≥ 90

FIXTURE	COLOUR TEMP.	LUM. FLUX	EFFICACY	ORDER CODE
2x5.1 W,	2700 K	2x382 lm	75 lm/W	0 4 8 - 2 8 2 0 4 1 <input checked="" type="checkbox"/> F
12 Vf,	3000 K	2x411 lm	81 lm/W	0 4 8 - 2 8 2 0 5 1 <input checked="" type="checkbox"/> F
450 mA	4000 K	2x411 lm	81 lm/W	0 4 8 - 2 8 2 0 6 1 <input checked="" type="checkbox"/> F

The data values for the luminaire luminous flux may differ for specific order options by -7%. Luminous flux value refers to colour traffic white.

## Mounting accessories (required)



### MOUNTING SET with trim 2 lamps for intermediate ceilings, 2-25 mm

L-W-H (mm)

122-60-13

ORDER CODE

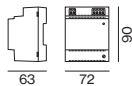
0 4 8 - 2 8 9 8 3 1

## Electrical accessories (required)

### POWER SUPPLY 450 mA, 198-264 V AC, PC2

TYPE	EFFICIENCY	L-W-H (mm)	ORDER CODE
23 W   non DIM	η 88 %	138-30-21	0 0 2 - 9 0 7 5 2
15 W   DALI-2	η 87 %	147-33-23	0 0 2 - 9 0 7 5 3

## Electrical accessories (optional)



### DIN RAIL POWER SUPPLY BASIC 48 V

TYPE	INPUT VOLTAGE	EFFICIENCY	L-W-H (mm)	ORDER CODE
160 W   PC2	220-240 V AC	η 94 %	72-90-63	0 0 5 - 6 5 2 0 2 1 0

Lifetime >100.000h @ 120W, 45°C ambient temp., cascading max. 3 devices

## Order options

COLOUR	<input checked="" type="checkbox"/>	COLOUR	<input checked="" type="checkbox"/>
jet black RAL 9005	1	traffic white RAL 9016	7
matt silver	4	jet black RAL 9005	8
traffic white RAL 9016	7		
gold dust RAL 260-M	9		

**DIN RAIL LED DRIVER**

TYPE	L-W-H (mm)	ORDER CODE
DALI-2 DT6 1-2 addresses	36-88-59	0 0 5 - 6 1 2 1 0 3 0
200 -1050 mA settable const. current   2×42W   48V DC   U OUT 10-40V		

**POWER SUPPLY PRE-WIRED with junction box DALI-2, 15 W, 198-264 V AC, PC2**

TYPE	EFFICIENCY	ORDER CODE
450 mA	η 87 %	0 0 2 - 9 0 7 5 0 A
200 mA	η 87 %	0 0 2 - 9 0 7 4 9 A

**POWER SUPPLY with loop through function DALI-2, 15 W, 198-264 V AC, PC2**

TYPE	EFFICIENCY	L-W-H (mm)	ORDER CODE
450 mA	η 87 %	185-30-21	0 0 2 - 9 0 7 5 0
200 mA	η 87 %		0 0 2 - 9 0 7 4 9

**Order options**

COLOUR	<input checked="" type="checkbox"/>	COLOUR	<input checked="" type="checkbox"/>
jet black RAL 9005	1	traffic white RAL 9016	7
matt silver	4	jet black RAL 9005	8
traffic white RAL 9016	7		
gold dust RAL 260-M	9		