



## MOVE IN flex round

recessed

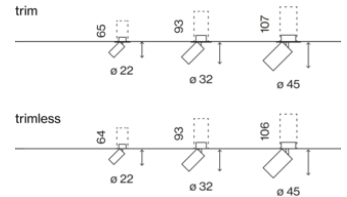
**EN** Round spotlight element in aluminium, available in 3 sizes; powder coated; installation without tools in mounting set (trimless or with trim) with ball catch system; special mounting tool for easy installation of the trimless housing available as an accessory; spotlight element height adjustable without tools: flush with the ceiling, or extended 25 mm or 35 mm; spotlight head rotates 360° and tilts 90°; COB (Chip on Board) technology for maximum efficiency; no multiple shadows; energy-efficient LEDs with very good colour rendering; high quality, aluminium, vapour deposition coated reflector with faceted design; precise radiation characteristic; good glare reduction due to recessed light point plane; optical attachments as accessories

**ES** Proyector de aluminio redondo en 3 tamaños; recubierto de polvo; instalación sin herramientas mediante kit de montaje (con o sin marco) con sistema inserción de bola; herramienta de montaje especial para la sencilla instalación de la carcasa sin bordes disponible como accesorio; proyector altura ajustable sin herramienta: enrasado al techo, sobresaliente 25 mm o 35 mm; cabezal de proyector giratorio de 360° y orientable 90°; Chip on Board que proporciona una máxima eficiencia; sin formación de sombras; LEDs de alta eficiencia que proporcionan una alta reproducción cromática; reflector de alta calidad vaporizado de aluminio con revestimiento de facetas esféricas; característica proyección precisa; buen control del deslumbramiento mediante plano de punto de luz retrañeado; los accesorios ópticos como accesorios

### Quickinfo

2700 K, 3000 K  
 CRI ≥ 90 / 2 SDCM (initial MacAdam), 3 SDCM (initial MacAdam)  
 hasta 106 lm/W  
 L80 / 50000 h, L80 / 50000h,  
 L85 / 50000 h  
 DALI-2, non attenuable  
 front IP20

### Types



### Color



### Set de montaje



### Distribución luminosa



360° rotatable,  
90° tiltable



tool-free height  
adjustment,  
rotatable &  
tiltable



trimless  
installation in  
plasterboard



### MOVE IN 22 flex round



#### SPOT 15°, CRI ≥ 90

FIXTURE	COLOUR TEMP.	LUM. FLUX	EFFICACY	ORDER CODE
5.6 W, 36 Vf, 150 mA	2700 K	328 lm	59 lm/W	0 6 3 - 8 2 0 1 4 1 <input checked="" type="checkbox"/> S
	3000 K	346 lm	62 lm/W	0 6 3 - 8 2 0 1 5 1 <input checked="" type="checkbox"/> S

incl. connection cable 600mm



#### MEDIUM 26°, CRI ≥ 90

FIXTURE	COLOUR TEMP.	LUM. FLUX	EFFICACY	ORDER CODE
5.6 W, 36 Vf, 150 mA	2700 K	345 lm	62 lm/W	0 6 3 - 8 2 0 1 4 1 <input checked="" type="checkbox"/> M
	3000 K	364 lm	65 lm/W	0 6 3 - 8 2 0 1 5 1 <input checked="" type="checkbox"/> M

incl. connection cable 600mm

#### FLOOD 43°, CRI ≥ 90

FIXTURE	COLOUR TEMP.	LUM. FLUX	EFFICACY	ORDER CODE
5.6 W, 36 Vf, 150 mA	2700 K	371 lm	67 lm/W	0 6 3 - 8 2 0 1 4 1 <input checked="" type="checkbox"/> F
	3000 K	391 lm	70 lm/W	0 6 3 - 8 2 0 1 5 1 <input checked="" type="checkbox"/> F

incl. connection cable 600mm



### MOVE IN 32 flex round



#### SPOT 18°, CRI ≥ 90

FIXTURE	COLOUR TEMP.	LUM. FLUX	EFFICACY	ORDER CODE
8.7 W, 36 Vf, 250 mA	2700 K	788 lm	91 lm/W	0 6 3 - 8 2 1 1 4 1 <input checked="" type="checkbox"/> S
	3000 K	817 lm	94 lm/W	0 6 3 - 8 2 1 1 5 1 <input checked="" type="checkbox"/> S

incl. connection cable 600mm



#### MEDIUM 24°, CRI ≥ 90

FIXTURE	COLOUR TEMP.	LUM. FLUX	EFFICACY	ORDER CODE
8.7 W, 36 Vf, 250 mA	2700 K	821 lm	94 lm/W	0 6 3 - 8 2 1 1 4 1 <input checked="" type="checkbox"/> M
	3000 K	852 lm	98 lm/W	0 6 3 - 8 2 1 1 5 1 <input checked="" type="checkbox"/> M

incl. connection cable 600mm

#### FLOOD 34°, CRI ≥ 90

FIXTURE	COLOUR TEMP.	LUM. FLUX	EFFICACY	ORDER CODE
8.7 W, 36 Vf, 250 mA	2700 K	783 lm	90 lm/W	0 6 3 - 8 2 1 1 4 1 <input checked="" type="checkbox"/> F
	3000 K	813 lm	93 lm/W	0 6 3 - 8 2 1 1 5 1 <input checked="" type="checkbox"/> F

incl. connection cable 600mm

#### Order options

COLOUR	
chrome	4 <input checked="" type="checkbox"/>
brushed aluminium	6
traffic white RAL 9016	7
jet black RAL 9005	8



## MOVE IN 45 flex round



### SUPER SPOT 8°, CRI ≥ 90

FIXTURE	COLOUR TEMP.	LUM. FLUX	EFFICACY	ORDER CODE
6.9 W, 11 Vf, 600 mA	2700 K	406 lm	59 lm/W	0 6 3 - 8 2 2 1 4 1 <input checked="" type="checkbox"/> V
	3000 K	432 lm	63 lm/W	0 6 3 - 8 2 2 1 5 1 <input checked="" type="checkbox"/> V

incl. connection cable 600mm; do not use optical filters



### SPOT 12°, CRI ≥ 90

FIXTURE	COLOUR TEMP.	LUM. FLUX	EFFICACY	ORDER CODE
12.7 W, 37 Vf, 350 mA	2700 K	1100 lm	87 lm/W	0 6 3 - 8 2 2 1 4 1 <input checked="" type="checkbox"/> S
	3000 K	1150 lm	91 lm/W	0 6 3 - 8 2 2 1 5 1 <input checked="" type="checkbox"/> S

incl. connection cable 600mm

### MEDIUM 24°, CRI ≥ 90

FIXTURE	COLOUR TEMP.	LUM. FLUX	EFFICACY	ORDER CODE
13.4 W, 36 Vf, 400 mA	2700 K	1330 lm	100 lm/W	0 6 3 - 8 2 2 1 4 1 <input checked="" type="checkbox"/> M
	3000 K	1380 lm	104 lm/W	0 6 3 - 8 2 2 1 5 1 <input checked="" type="checkbox"/> M

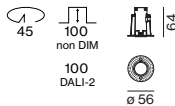
incl. connection cable 600mm

### FLOOD 36°, CRI ≥ 90

FIXTURE	COLOUR TEMP.	LUM. FLUX	EFFICACY	ORDER CODE
13.4 W, 36 Vf, 400 mA	2700 K	1360 lm	102 lm/W	0 6 3 - 8 2 2 1 4 1 <input checked="" type="checkbox"/> F
	3000 K	1420 lm	106 lm/W	0 6 3 - 8 2 2 1 5 1 <input checked="" type="checkbox"/> F

incl. connection cable 600mm

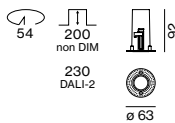
## Mounting accessories (required)



### MOUNTING HOUSING trimless for plasterboard ceilings

COLOUR	CEILING THICKNESS	Ø-H (mm)	ORDER CODE
traffic white	9-25 mm	56-64	0 6 3 - 8 8 1 0 1 1 7

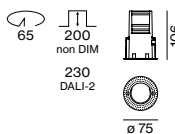
for MOVE IN 22 round



### MOUNTING HOUSING trimless for plasterboard ceilings

COLOUR	CEILING THICKNESS	Ø-H (mm)	ORDER CODE
traffic white	9-25 mm	63-93	0 6 3 - 8 8 1 1 1 1 7

for MOVE IN 32 round



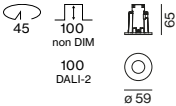
### MOUNTING HOUSING trimless for plasterboard ceilings

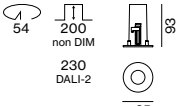
COLOUR	CEILING THICKNESS	Ø-H (mm)	ORDER CODE
traffic white	9-25 mm	75-106	0 6 3 - 8 8 1 2 1 1 7

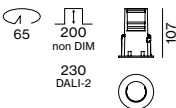
for MOVE IN 45 round

## Order options


COLOUR	
chrome	4 <input checked="" type="checkbox"/>
brushed aluminium	6
traffic white RAL 9016	7
jet black RAL 9005	8


	<b>MOUNTING HOUSING with trim for ceilings, 2-25 mm</b>		
	<b>COLOUR</b>	<b>Ø-H (mm)</b>	<b>ORDER CODE</b>
	traffic white	59-65	0 6 3 - 8 8 2 0 1 1 7
	jet black	59-65	0 6 3 - 8 8 2 0 1 1 8
for MOVE IN 22 round			

	<b>MOUNTING HOUSING with trim for ceilings, 2-25 mm</b>		
	<b>COLOUR</b>	<b>Ø-H (mm)</b>	<b>ORDER CODE</b>
	traffic white	65-93	0 6 3 - 8 8 2 1 1 1 7
	jet black	65-93	0 6 3 - 8 8 2 1 1 1 8
for MOVE IN 32 round			

	<b>MOUNTING HOUSING with trim for ceilings, 2-25 mm</b>		
	<b>COLOUR</b>	<b>Ø-H (mm)</b>	<b>ORDER CODE</b>
	traffic white	77-107	0 6 3 - 8 8 2 2 1 1 7
	jet black	77-107	0 6 3 - 8 8 2 2 1 1 8
for MOVE IN 45 round			

### Mounting tools accessories (optional)

	<b>SPECIAL MOUNTING TOOL</b>		
	<b>TYPE</b>	<b>Ø-H (mm)</b>	<b>ORDER CODE</b>
	for MOVE IN 22   SPIO 20		0 4 8 - 1 6 9 0 0 0 0
	for MOVE IN 32 round	83-107	0 6 3 - 8 9 1 1 1 1 0
necessary to install mounting housing trimless			

	<b>SPECIAL MOUNTING TOOL for ARY   MOVE IN 45   NOBA trimless   TULA</b>		
	<b>Ø-H (mm)</b>		<b>ORDER CODE</b>
	100-107		0 6 3 - 8 9 1 2 1 1 0
necessary to install mounting housing trimless			

### Electrical accessories (required)

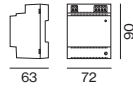
<b>POWER SUPPLY</b>				
<b>TYPE</b>	<b>INPUT VOLTAGE</b>	<b>EFFICIENCY</b>	<b>L-W-H (mm)</b>	<b>ORDER CODE</b>
350 mA   15 W   DALI-2   PC2	198-264 V AC	η 87 %	166-29-21	0 0 2 - 9 0 7 2 0
350 mA   22 W   non DIM   PC2	198-264 V AC	η 89 %	180-30-21	0 0 2 - 9 0 7 2 2
400 mA   22 W   non DIM   PC2	198-264 V AC	η 89 %	180-30-21	0 0 2 - 9 0 7 2 4
600 mA   30 W   non DIM   PC1	198-264 V AC	η 89 %	180-30-21	0 0 2 - 9 0 7 2 6
400 mA   15 W   DALI-2   PC2	198-264 V AC	η 87 %	166-29-21	0 0 2 - 9 0 7 2 8
600 mA   40 W   DALI-2   PC2	198-264 V AC	η 89 %	197-29-21	0 0 2 - 9 0 7 2 9

#### Order options

<b>COLOUR</b>	
chrome	4 <input checked="" type="checkbox"/>
brushed aluminium	6
traffic white RAL 9016	7
jet black RAL 9005	8

TYPE	INPUT VOLTAGE	EFFICIENCY	L-W-H (mm)	ORDER CODE
150 mA   non DIM			138-30-21	0 0 2 - 9 0 7 3 4
150 mA   DALI-2			165-29-21	0 0 2 - 9 0 7 3 5
250 mA   10 W   non DIM   PC2	198-264 V AC	η 80 %	65-39-20	0 0 2 - 9 0 7 4 2
250 mA   10 W   DALI-2   PC2	198-264 V AC	η 82 %	166-29-21	0 0 2 - 9 0 7 4 3

### Electrical accessories (optional)



#### DIN RAIL POWER SUPPLY BASIC 48 V

TYPE	INPUT VOLTAGE	EFFICIENCY	L-W-H (mm)	ORDER CODE
160 W   PC2	220-240 V AC	η 94 %	72-90-63	0 0 5 - 6 5 2 0 2 1 0

Lifetime >100.000h @ 120W, 45°C ambient temp., cascable max. 3 devices

#### DIN RAIL LED DRIVER

TYPE	L-W-H (mm)	ORDER CODE
DALI-2 DT6 1-2 addresses	36-88-59	0 0 5 - 6 1 2 1 0 3 0

200 -1050mA settable const. current | 2×42W | 48V DC | U OUT 10-40V

### Optical accessories (optional)

#### HONEYCOMB LOUVER for MOVE IN 22 | TILA 22

COLOUR	Ø-H (mm)	ORDER CODE
jet black	20-3	0 0 7 - 1 9 6 5 1 1 8



#### HONEYCOMB LOUVER for BO 32 | JUST 32 | MOVE IN 32 | TARO 32 | TILA 32

COLOUR	Ø-H (mm)	ORDER CODE
jet black	30-3	0 0 7 - 1 9 6 5 1 6 8



#### HONEYCOMB LOUVER for ARY | BO 45 | JUST 45 | MOVE IN 45 | TARO 45 | TULA micro

COLOUR	Ø-H (mm)	ORDER CODE
jet black	42-3	0 0 7 - 1 9 6 5 1 8 8



#### OVAL LENS for BO 32 | MOVE IN 32 | TARO 32 | TILA 32

Ø-H (mm)	ORDER CODE
30-3	0 0 7 - 1 9 6 5 8 6 0



#### OVAL LENS for BO 45 | JUST 45 | MOVE IN 45 | TARO 45 | TULA micro

Ø-H (mm)	ORDER CODE
42-3	0 0 7 - 1 9 6 5 8 8 0



#### SOFT LENS for BO 32 | MOVE IN 32 | TARO 32 | TILA 32

Ø-H (mm)	ORDER CODE
30-3	0 0 7 - 1 9 6 5 9 6 0

### Order options

COLOUR	
chrome	4 <input checked="" type="checkbox"/>
brushed aluminium	6
traffic white RAL 9016	7
jet black RAL 9005	8


**SOFT LENS** for ARY | BO 45 | JUST 45 | MOVE IN 45 | TARO 45 | TULA micro

Ø-H (mm)

42.3

**ORDER CODE**

0 0 7 - 1 9 6 5 9 8 0


**WALLWASHER LENS** for BO 32 | MOVE IN 32 | TARO 32 | TILA 32

Ø-H (mm)

30.3

**ORDER CODE**

0 0 7 - 1 9 6 5 7 6 0


**WALLWASHER LENS** for ARY | BO 45 | JUST 45 | MOVE IN 45 | TARO 45 | TULA micro

Ø-H (mm)

42.3

**ORDER CODE**

0 0 7 - 1 9 6 5 7 8 0

**Order options**

COLOUR	<input checked="" type="checkbox"/>
chrome	4
brushed aluminium	6
traffic white RAL 9016	7
jet black RAL 9005	8