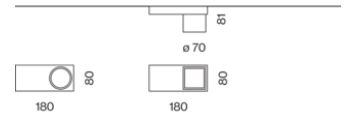




Quickinfo

2700 K, 3000 K, 3500 K, 4000 K
 CRI ≥ 90 / 2 SDCM
 UGR ≤ 10, UGR ≤ 13, UGR ≤ 16,
 UGR ≤ 19
 hasta 95 lm/W
 L80 / 50000 h
 DALI-2, non atenuable
 IP20

Types



Color



Color interno



Distribución luminosa



SASSO 60 base 1 lamp

ceiling

EN Cylindrical or square spotlight made of aluminium; light inset lacquered; housing powder coated; light inset rotatable and tiltable (cylindrical versions); surface mounted housing in aluminium incl. converter; mounting plate with pre-assembled converter unit can be pre-mounted; luminaire housing can be attached without tools by interlock; precise radiation characteristic due to high quality lens system; COB (Chip on Board) technology for maximum efficiency; no multiple shadows; efficient LEDs with very good colour rendering; luminaire for through wiring

ES Proyector cilíndrico o cuadrado de aluminio; inserto lumin. pintado; carcasa con recubr. de polvo; elemento de luz girable e inclinable (variantes cilíndricas); carcasa de aluminio para montaje en superficie, incluido convertidor; placa de montaje con convertidor premontado / premontable; cuerpo luminoso insertable por enclavamiento y sin necesidad de herramienta; proyección precisa con óptica de lente de alta calidad; Chip on Board que proporciona una máxima eficiencia; no sombras múltiples; LEDs de eficiencia que proporcionan una alta reproducción cromática; luminaria para cableado pasante



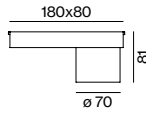
glare control
 (UGR ≤ 16)



easy mounting
 no visible
 screws



CRI ≥ 95 2
 SDCM
 (optional)



SASSO 60 base round adjustable 1 lamp ceiling



SPOT 15°, CRI ≥ 90

SYSTEM	COLOUR TEMP.	LUM. FLUX	EFFICACY	ORDER CODE
10.4 W	2700 K	735 lm	71 lm/W	0 4 8 - 3 1 3 0 9 <input checked="" type="checkbox"/> <input checked="" type="checkbox"/> S
	3000 K	759 lm	73 lm/W	0 4 8 - 3 1 3 0 0 <input checked="" type="checkbox"/> <input checked="" type="checkbox"/> S
	3500 K	775 lm	75 lm/W	0 4 8 - 3 1 3 0 2 <input checked="" type="checkbox"/> <input checked="" type="checkbox"/> S
	4000 K	799 lm	77 lm/W	0 4 8 - 3 1 3 0 1 <input checked="" type="checkbox"/> <input checked="" type="checkbox"/> S

The data values for the luminous flux may differ for specific order options by -8%. Luminous flux value refers to inner colour traffic white.

MEDIUM 27°, CRI ≥ 90

SYSTEM	COLOUR TEMP.	LUM. FLUX	EFFICACY	ORDER CODE
10.2 W	2700 K	874 lm	86 lm/W	0 4 8 - 3 1 3 0 9 <input checked="" type="checkbox"/> <input checked="" type="checkbox"/> M
	3000 K	907 lm	89 lm/W	0 4 8 - 3 1 3 0 0 <input checked="" type="checkbox"/> <input checked="" type="checkbox"/> M
	3500 K	927 lm	91 lm/W	0 4 8 - 3 1 3 0 2 <input checked="" type="checkbox"/> <input checked="" type="checkbox"/> M
	4000 K	946 lm	93 lm/W	0 4 8 - 3 1 3 0 1 <input checked="" type="checkbox"/> <input checked="" type="checkbox"/> M

The data values for the luminous flux may differ for specific order options by -9%. Luminous flux value refers to inner colour traffic white.

FLOOD 40°-41°, CRI ≥ 90

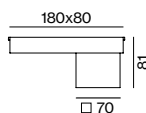
SYSTEM	COLOUR TEMP.	LUM. FLUX	EFFICACY	ORDER CODE
10.2 W	2700 K	831 lm	81 lm/W	0 4 8 - 3 1 3 0 9 <input checked="" type="checkbox"/> <input checked="" type="checkbox"/> F
	3000 K	862 lm	85 lm/W	0 4 8 - 3 1 3 0 0 <input checked="" type="checkbox"/> <input checked="" type="checkbox"/> F
	3500 K	880 lm	86 lm/W	0 4 8 - 3 1 3 0 2 <input checked="" type="checkbox"/> <input checked="" type="checkbox"/> F
	4000 K	899 lm	88 lm/W	0 4 8 - 3 1 3 0 1 <input checked="" type="checkbox"/> <input checked="" type="checkbox"/> F

The data values for the luminous flux may differ for specific order options by -14%. Luminous flux value refers to inner colour traffic white.

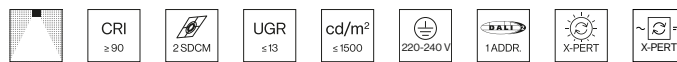
WIDE FLOOD 56°, CRI ≥ 90

SYSTEM	COLOUR TEMP.	LUM. FLUX	EFFICACY	ORDER CODE
10.2 W	2700 K	876 lm	86 lm/W	0 4 8 - 3 1 3 0 9 <input checked="" type="checkbox"/> <input checked="" type="checkbox"/> W
	3000 K	909 lm	89 lm/W	0 4 8 - 3 1 3 0 0 <input checked="" type="checkbox"/> <input checked="" type="checkbox"/> W
	3500 K	928 lm	91 lm/W	0 4 8 - 3 1 3 0 2 <input checked="" type="checkbox"/> <input checked="" type="checkbox"/> W
	4000 K	948 lm	93 lm/W	0 4 8 - 3 1 3 0 1 <input checked="" type="checkbox"/> <input checked="" type="checkbox"/> W

The data values for the luminous flux may differ for specific order options by -11%. Luminous flux value refers to inner colour traffic white.



SASSO 60 base square downlight 1 lamp ceiling



SPOT 15°, CRI ≥ 90

SYSTEM	COLOUR TEMP.	LUM. FLUX	EFFICACY	ORDER CODE
10.4 W	2700 K	751 lm	72 lm/W	0 4 8 - 3 0 3 0 9 <input checked="" type="checkbox"/> <input checked="" type="checkbox"/> S
	3000 K	775 lm	75 lm/W	0 4 8 - 3 0 3 0 0 <input checked="" type="checkbox"/> <input checked="" type="checkbox"/> S
	3500 K	792 lm	76 lm/W	0 4 8 - 3 0 3 0 2 <input checked="" type="checkbox"/> <input checked="" type="checkbox"/> S
	4000 K	816 lm	78 lm/W	0 4 8 - 3 0 3 0 1 <input checked="" type="checkbox"/> <input checked="" type="checkbox"/> S

The data values for the luminous flux may differ for specific order options by -7%. Luminous flux value refers to inner colour matt silver.

Order options

CONTROL		COLOUR		INNER COLOUR	
non DIM	1	jet black RAL 9005	1	jet black	1
DALI-2	3	traffic white RAL 9016	7	matt silver	4
				traffic white	7
				gold dust	9

MEDIUM 27°, CRI ≥ 90

SYSTEM	COLOUR TEMP.	LUM. FLUX	EFFICACY	ORDER CODE
10.2 W	2700 K	894 lm	88 lm/W	0 4 8 - 3 0 3 0 9 <input checked="" type="checkbox"/> <input checked="" type="checkbox"/> M
	3000 K	928 lm	91 lm/W	0 4 8 - 3 0 3 0 0 <input checked="" type="checkbox"/> <input checked="" type="checkbox"/> M
	3500 K	948 lm	93 lm/W	0 4 8 - 3 0 3 0 2 <input checked="" type="checkbox"/> <input checked="" type="checkbox"/> M
	4000 K	968 lm	95 lm/W	0 4 8 - 3 0 3 0 1 <input checked="" type="checkbox"/> <input checked="" type="checkbox"/> M

The data values for the luminous flux may differ for specific order options by -9%. Luminous flux value refers to inner colour matt silver.

FLOOD 40°-42°, CRI ≥ 90

SYSTEM	COLOUR TEMP.	LUM. FLUX	EFFICACY	ORDER CODE
10.2 W	2700 K	856 lm	84 lm/W	0 4 8 - 3 0 3 0 9 <input checked="" type="checkbox"/> <input checked="" type="checkbox"/> F
	3000 K	888 lm	87 lm/W	0 4 8 - 3 0 3 0 0 <input checked="" type="checkbox"/> <input checked="" type="checkbox"/> F
	3500 K	907 lm	89 lm/W	0 4 8 - 3 0 3 0 2 <input checked="" type="checkbox"/> <input checked="" type="checkbox"/> F
	4000 K	926 lm	91 lm/W	0 4 8 - 3 0 3 0 1 <input checked="" type="checkbox"/> <input checked="" type="checkbox"/> F

The data values for the luminous flux may differ for specific order options by -13%. Luminous flux value refers to inner colour matt silver.

WIDE FLOOD 57°-58°, CRI ≥ 90

SYSTEM	COLOUR TEMP.	LUM. FLUX	EFFICACY	ORDER CODE
10.2 W	2700 K	895 lm	88 lm/W	0 4 8 - 3 0 3 0 9 <input checked="" type="checkbox"/> <input checked="" type="checkbox"/> W
	3000 K	928 lm	91 lm/W	0 4 8 - 3 0 3 0 0 <input checked="" type="checkbox"/> <input checked="" type="checkbox"/> W
	3500 K	949 lm	93 lm/W	0 4 8 - 3 0 3 0 2 <input checked="" type="checkbox"/> <input checked="" type="checkbox"/> W
	4000 K	969 lm	95 lm/W	0 4 8 - 3 0 3 0 1 <input checked="" type="checkbox"/> <input checked="" type="checkbox"/> W

The data values for the luminous flux may differ for specific order options by -10%. Luminous flux value refers to inner colour matt silver.

Order options

CONTROL	<input checked="" type="checkbox"/>	COLOUR	<input checked="" type="checkbox"/>	INNER COLOUR	<input checked="" type="checkbox"/>
non DIM	1	jet black RAL 9005	1	jet black	1
DALI-2	3	traffic white RAL 9016	7	matt silver	4
				traffic white	7
				gold dust	9

Oppenländer Rechtsanwälte, Stuttgart


Alemania

Arquitecto

Ippolito Fleitz Group
GmbH

Fotografía

Zoey Braun



Productos utilizados




SASSO 100 round ceiling



MINO 60 CIRCLE suspended



SASSO 60 base 1 lamp ceiling



SASSO PRO 80 adjustable flush round recessed



SASSO 60 round recessed 1 lamp

