

## SASSO PRO 100 adjustable offset round

recessed

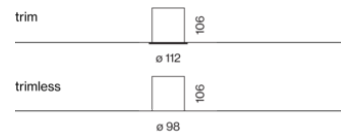
**EN** Round recessed spotlight in die-cast aluminium; installation without tools in mounting set (trimless or with trim) with ball catch system; surface powder coated; light inset rotatable and tiltable; offset lighting level; optical attachments available as accessories; high-quality reflector with spherical facet effect design, precise radiation characteristics with different beam angles; installed and exchanged without tools; COB (Chip on Board) technology for maximum efficiency; no multiple shadows; efficient LEDs with very good colour rendering

**ES** Proyector empotrable redondo de inyección en aluminio; instalación sin herramientas mediante kit de montaje (con o sin marco) con sistema inserción de bola; superficie con recubrimiento de pintura en polvo; elemento de luz girable e inclinable; offset; los accesorios ópticos están disponibles como accesorios; bien reflector de alta calidad con óptica facetada esférica, precisa característica de emisión con diferentes ángulos de emisión; intercambiable sin herramienta; Chip on Board que proporciona una máxima eficiencia; no proporciona sombras múltiples; LEDs de eficiencia que proporcionan una alta reproducción cromática

### Quickinfo

2700 K, 3000 K, 4000 K, colour warm dimming 2000 - 3000 K, tunable white 1800 - 3000 K, tunable white 2700 - 6500 K  
 CRI ≥ 90, CRI ≥ 92, CRI ≥ 95 / 3  
 SDCM (initial MacAdam), 4 SDCM (initial MacAdam)  
 UGR ≤ 19  
 hasta 105 lm/W  
 L80 / 50000 h, L85 / 50000 h, L90 / 50000 h  
 DALI-2, non attenuable  
 front IP20

### Types



### Color



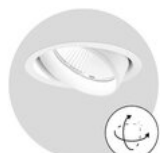
### Set de montaje



### Distribución luminosa



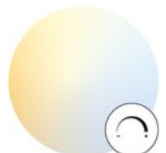
DiiA® standards  
251, 252, 253




rotatable 360°,  
tiltable 35°



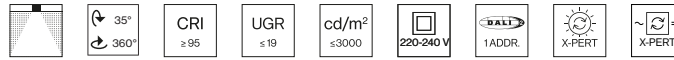
Colour Warm  
Dimming 2000  
- 3000 K



tunable white  
1800 - 3000 K  
or 2700 - 6500  
K



## SASSO PRO 100 adjustable



### SPOT 17°, CRI ≥ 90

SYSTEM	COLOUR TEMP.	LUM. FLUX	EFFICACY	ORDER CODE
14.7 W	2700 K	1350 lm	92 lm/W	0 4 8 - 2 4 1 0 4 <input checked="" type="checkbox"/> <input checked="" type="checkbox"/> S
	3000 K	1410 lm	96 lm/W	0 4 8 - 2 4 1 0 5 <input checked="" type="checkbox"/> <input checked="" type="checkbox"/> S
	4000 K	1490 lm	101 lm/W	0 4 8 - 2 4 1 0 6 <input checked="" type="checkbox"/> <input checked="" type="checkbox"/> S
27.0 W	2700 K	2170 lm	80 lm/W	0 4 8 - 2 4 1 2 4 <input checked="" type="checkbox"/> <input checked="" type="checkbox"/> S
	3000 K	2270 lm	84 lm/W	0 4 8 - 2 4 1 2 5 <input checked="" type="checkbox"/> <input checked="" type="checkbox"/> S
	4000 K	2400 lm	89 lm/W	0 4 8 - 2 4 1 2 6 <input checked="" type="checkbox"/> <input checked="" type="checkbox"/> S



### MEDIUM 24°, CRI ≥ 90

SYSTEM	COLOUR TEMP.	LUM. FLUX	EFFICACY	ORDER CODE
14.7 W	2700 K	1350 lm	92 lm/W	0 4 8 - 2 4 1 0 4 <input checked="" type="checkbox"/> <input checked="" type="checkbox"/> M
	3000 K	1410 lm	96 lm/W	0 4 8 - 2 4 1 0 5 <input checked="" type="checkbox"/> <input checked="" type="checkbox"/> M
	4000 K	1490 lm	101 lm/W	0 4 8 - 2 4 1 0 6 <input checked="" type="checkbox"/> <input checked="" type="checkbox"/> M
27.0 W	2700 K	2170 lm	80 lm/W	0 4 8 - 2 4 1 2 4 <input checked="" type="checkbox"/> <input checked="" type="checkbox"/> M
	3000 K	2270 lm	84 lm/W	0 4 8 - 2 4 1 2 5 <input checked="" type="checkbox"/> <input checked="" type="checkbox"/> M
	4000 K	2400 lm	89 lm/W	0 4 8 - 2 4 1 2 6 <input checked="" type="checkbox"/> <input checked="" type="checkbox"/> M

### FLOOD 36°-38°


SYSTEM	COLOUR TEMP.	LUM. FLUX	EFFICACY	ORDER CODE
14.7 W	2700 K, CRI ≥ 90	1360 lm	93 lm/W	0 4 8 - 2 4 1 0 4 <input checked="" type="checkbox"/> <input checked="" type="checkbox"/> F
	3000 K, CRI ≥ 90	1420 lm	97 lm/W	0 4 8 - 2 4 1 0 5 <input checked="" type="checkbox"/> <input checked="" type="checkbox"/> F
	4000 K, CRI ≥ 90	1500 lm	102 lm/W	0 4 8 - 2 4 1 0 6 <input checked="" type="checkbox"/> <input checked="" type="checkbox"/> F
14.9 W	CWD, CRI ≥ 95	853 lm	57 lm/W	0 4 8 - 2 4 1 1 E 3 <input checked="" type="checkbox"/> <input checked="" type="checkbox"/> F
27.0 W	2700 K, CRI ≥ 90	2190 lm	81 lm/W	0 4 8 - 2 4 1 2 4 <input checked="" type="checkbox"/> <input checked="" type="checkbox"/> F
	3000 K, CRI ≥ 90	2280 lm	84 lm/W	0 4 8 - 2 4 1 2 5 <input checked="" type="checkbox"/> <input checked="" type="checkbox"/> F
	4000 K, CRI ≥ 90	2420 lm	90 lm/W	0 4 8 - 2 4 1 2 6 <input checked="" type="checkbox"/> <input checked="" type="checkbox"/> F

### WIDE FLOOD 57°, CRI ≥ 90

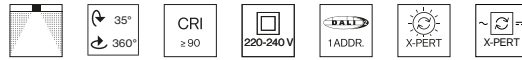
SYSTEM	COLOUR TEMP.	LUM. FLUX	EFFICACY	ORDER CODE
14.7 W	2700 K	1280 lm	87 lm/W	0 4 8 - 2 4 1 0 4 <input checked="" type="checkbox"/> <input checked="" type="checkbox"/> W
	3000 K	1340 lm	91 lm/W	0 4 8 - 2 4 1 0 5 <input checked="" type="checkbox"/> <input checked="" type="checkbox"/> W
	4000 K	1420 lm	97 lm/W	0 4 8 - 2 4 1 0 6 <input checked="" type="checkbox"/> <input checked="" type="checkbox"/> W
27.0 W	2700 K	2070 lm	77 lm/W	0 4 8 - 2 4 1 2 4 <input checked="" type="checkbox"/> <input checked="" type="checkbox"/> W
	3000 K	2160 lm	80 lm/W	0 4 8 - 2 4 1 2 5 <input checked="" type="checkbox"/> <input checked="" type="checkbox"/> W
	4000 K	2280 lm	84 lm/W	0 4 8 - 2 4 1 2 6 <input checked="" type="checkbox"/> <input checked="" type="checkbox"/> W

## Order options

CONTROL		COLOUR	
non DIM	1	traffic white RAL 9016	7
DALI-2	3	jet black RAL 9005	8



### SASSO PRO 100 adjustable high output



#### MEDIUM 26°, CRI ≥ 90

SYSTEM	COLOUR TEMP.	LUM. FLUX	EFFICACY	ORDER CODE
27.0 W	3000 K	2790 lm	103 lm/W	0 4 8 - 2 4 1 3 5 <input checked="" type="checkbox"/> M
	4000 K	2820 lm	104 lm/W	0 4 8 - 2 4 1 3 6 <input checked="" type="checkbox"/> M



#### FLOOD 39°, CRI ≥ 90

SYSTEM	COLOUR TEMP.	LUM. FLUX	EFFICACY	ORDER CODE
27.0 W	3000 K	2810 lm	104 lm/W	0 4 8 - 2 4 1 3 5 <input checked="" type="checkbox"/> F
	4000 K	2840 lm	105 lm/W	0 4 8 - 2 4 1 3 6 <input checked="" type="checkbox"/> F



### SASSO PRO 100 adjustable (tunable white)

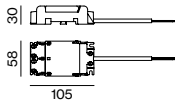


#### FLOOD 38°, CRI ≥ 92, DALI-2

SYSTEM	COLOUR TEMP.	LUM. FLUX	EFFICACY	ORDER CODE
27.7 W	tunable w., 2700 - 6500 K	2210 lm	80 lm/W	0 4 8 - 2 4 1 2 D 3 <input checked="" type="checkbox"/> F
29.7 W	tunable w., 1800 - 3000 K	1830 lm	62 lm/W	0 4 8 - 2 4 1 2 L 3 <input checked="" type="checkbox"/> F



### Electrical mounting accessories (optional)

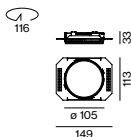


#### THROUGH WIRING CONNECTION BOX

TYPE	L-W-H (mm)	ORDER CODE
non DIM cable ø 4 - 12 mm	105-58-30	0 0 5 - 2 5 3 1 1 1 0
DALI cable ø 4 - 12 mm	105-58-30	0 0 5 - 2 5 5 1 1 1 0

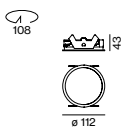
Linect®-Ready

### Mounting accessories (required)



#### MOUNTING SET trimless for plasterboard ceilings, 12.5/15/25 mm

L-W-H (mm)	ORDER CODE
149-113-33	0 5 2 - 1 9 3 1 4 4 <input checked="" type="checkbox"/>



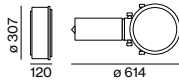
#### MOUNTING SET with trim for intermediate ceilings, 5-25 mm

Ø-H (mm)	ORDER CODE
112-43	0 5 2 - 1 9 3 2 4 4 <input checked="" type="checkbox"/>

### Order options

CONTROL		COLOUR	
non DIM	1	traffic white RAL 9016	7
DALI-2	3	jet black RAL 9005	8

## Mounting accessories (optional)



### PRIMED CONCRETE MOUNTING HOUSING

L·W·H (mm)

240-400-130

ORDER CODE

0 5 2 - 1 9 1 4 4 2 0

order mounting set separately

## Optical accessories (optional)

### HONEYCOMB LOUVER

Ø-H (mm)

74-11

ORDER CODE

0 4 8 - 2 1 9 1 3 1

### LINEAR PRISMATIC LENS

Ø-H (mm)

74-11

ORDER CODE

0 4 8 - 2 1 9 2 3 1



### SNOOT

Ø-H (mm)

74-25

ORDER CODE

0 4 8 - 2 1 9 1 1 1



### SNOOT WITH HONEYCOMB LOUVER

Ø-H (mm)

74-25

ORDER CODE

0 4 8 - 2 1 9 1 2 1

## Order options

CONTROL		COLOUR	
non DIM	1	traffic white RAL 9016	7
DALI-2	3	jet black RAL 9005	8

# Health Resort Lanserhof Sylt

Alemania

## Arquitecto

ingenhoven architects

## Lighting Design

Tropp Lighting Design

## Fotografía

HGEsch



## Productos utilizados



**SASSO PRO 100**  
adjustable offset  
round recessed

