

SASSO PRO 80 adjustable offset round

recessed

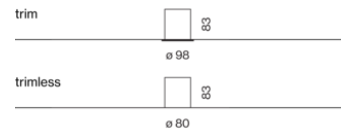
EN Round recessed spotlight in die-cast aluminium; installation without tools in mounting set (trimless or with trim) with ball catch system; surface powder coated; light inset rotatable and tiltable; offset lighting level; optical attachments available as accessories; with optional high-quality lens system with precise radiation characteristic; and high-quality reflector with spherical facet effect design, precise radiation characteristic with two different beam angles; installed and exchanged without tools; COB (Chip on Board) technology or high power LEDs for maximum efficiency; no multiple shadows; efficient LEDs with very good colour rendering

ES Proyector empotrable redondo de inyección en aluminio; instalación sin herramientas mediante kit de montaje (con o sin marco) con sistema inserción de bola; superficie con recubrimiento de pintura en polvo; elemento de luz girable e inclinable; offset; los accesorios ópticos están disponibles como accesorios; opcionalmente con sistema óptico de lentes de alta calidad con precisa característica de emisión; o bien reflector de alta calidad con óptica facetada esférica, precisa característica de emisión con dos diferentes ángulos de emisión; intercambiable sin herramienta; con tecnología COB (Chip on Board) o LEDs de alta potencia para proporcionar una máxima eficiencia; no sombras múltiples; LEDs de eficiencia que proporcionan una alta reproducción cromática

Quickinfo

2700 K, 3000 K, 4000 K, colour warm dimming 1800 - 2700 K
 CRI ≥ 90, CRI ≥ 95 / 2 SDCM (initial MacAdam), 3 SDCM (initial MacAdam), 4 SDCM (initial MacAdam)
 UGR ≤ 10, UGR ≤ 19
 hasta 103 lm/W
 L80 / 50000 h, L85 / 50000 h, L90 / 50000 h
 DALI-2, non attenuable
 front IP20

Types



Color



Set de montaje



Distribución luminosa



DiA® standards
 251, 252, 253



360° rotatable,
 35° tiltable



Colour Warm
 Dimming 1800 –
 2700 K



SASSO PRO 80 adjustable



SUPER SPOT 8°, CRI ≥ 90, non DIM

SYSTEM	COLOUR TEMP.	LUM. FLUX	EFFICACY	ORDER CODE
7.0 W	2700 K	388 lm	55 lm/W	0 4 8 - 2 3 1 0 4 1 <input checked="" type="checkbox"/> V
	3000 K	379 lm	54 lm/W	0 4 8 - 2 3 1 0 5 1 <input checked="" type="checkbox"/> V
	4000 K	408 lm	58 lm/W	0 4 8 - 2 3 1 0 6 1 <input checked="" type="checkbox"/> V



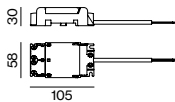
MEDIUM 26°

SYSTEM	COLOUR TEMP.	LUM. FLUX	EFFICACY	ORDER CODE
6.5 W	CWD, CRI ≥ 95	377 lm	58 lm/W	0 4 8 - 2 3 1 0 E 3 <input checked="" type="checkbox"/> M
7.5 W	2700 K, CRI ≥ 90	721 lm	96 lm/W	0 4 8 - 2 3 1 0 4 1 <input checked="" type="checkbox"/> M
	3000 K, CRI ≥ 90	757 lm	101 lm/W	0 4 8 - 2 3 1 0 5 1 <input checked="" type="checkbox"/> M
	4000 K, CRI ≥ 90	765 lm	102 lm/W	0 4 8 - 2 3 1 0 6 1 <input checked="" type="checkbox"/> M
12.2 W	2700 K, CRI ≥ 90	1010 lm	83 lm/W	0 4 8 - 2 3 1 2 4 <input checked="" type="checkbox"/> M
	3000 K, CRI ≥ 90	1050 lm	86 lm/W	0 4 8 - 2 3 1 2 5 <input checked="" type="checkbox"/> M
	4000 K, CRI ≥ 90	1120 lm	92 lm/W	0 4 8 - 2 3 1 2 6 <input checked="" type="checkbox"/> M

FLOOD 37°, CRI ≥ 90

SYSTEM	COLOUR TEMP.	LUM. FLUX	EFFICACY	ORDER CODE
7.5 W	2700 K	728 lm	97 lm/W	0 4 8 - 2 3 1 0 4 1 <input checked="" type="checkbox"/> F
	3000 K	765 lm	102 lm/W	0 4 8 - 2 3 1 0 5 1 <input checked="" type="checkbox"/> F
	4000 K	773 lm	103 lm/W	0 4 8 - 2 3 1 0 6 1 <input checked="" type="checkbox"/> F
12.2 W	2700 K	1020 lm	84 lm/W	0 4 8 - 2 3 1 2 4 <input checked="" type="checkbox"/> F
	3000 K	1060 lm	87 lm/W	0 4 8 - 2 3 1 2 5 <input checked="" type="checkbox"/> F
	4000 K	1130 lm	93 lm/W	0 4 8 - 2 3 1 2 6 <input checked="" type="checkbox"/> F

Electrical mounting accessories (optional)

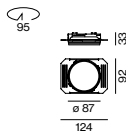


THROUGH WIRING CONNECTION BOX

TYPE	L-W-H (mm)	ORDER CODE
non DIM cable ø 4 – 12 mm	105-58-30	0 0 5 - 2 5 3 1 1 1 0
DALI cable ø 4 – 12 mm	105-58-30	0 0 5 - 2 5 5 1 1 1 0

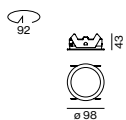
Linect®-Ready

Mounting accessories (required)



MOUNTING SET trimless for plasterboard ceilings, 12.5/15/25 mm

L-W-H (mm)	ORDER CODE
124-92-33	0 5 2 - 1 9 3 1 3 2 <input checked="" type="checkbox"/>

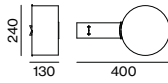


MOUNTING SET with trim for intermediate ceilings, 5-25 mm

Ø-H (mm)	ORDER CODE
98-43	0 5 2 - 1 9 3 2 3 2 <input checked="" type="checkbox"/>

Order options

CONTROL		COLOUR	
non DIM	1	traffic white RAL 9016	7
DALI-2	3	jet black RAL 9005	8



Mounting accessories (optional)

PRIMED CONCRETE MOUNTING HOUSING

L·W·H (mm)

240-400-130

ORDER CODE

0 5 2 - 1 9 1 4 3 2 0

order mounting set separately

Optical accessories (optional)



HONEYCOMB LOUVER

Ø-H (mm)

54-11

ORDER CODE

0 4 8 - 2 0 9 1 3 1

LINEAR PRISMATIC LENS

Ø-H (mm)

54-11

ORDER CODE

0 4 8 - 2 0 9 2 3 1



SNOOT

Ø-H (mm)

54-25

ORDER CODE

0 4 8 - 2 0 9 1 1 1



SNOOT WITH HONEYCOMB LOUVER

Ø-H (mm)

54-25

ORDER CODE

0 4 8 - 2 0 9 1 2 1

Order options

CONTROL		COLOUR	
non DIM	1	traffic white RAL 9016	7
DALI-2	3	jet black RAL 9005	8