



LENO

suspended system

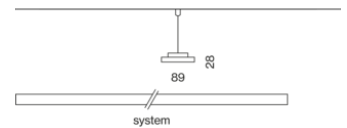
EN Low profile suspended luminaire, 28 mm total height; pendant fitting with cable suspension; with integrated toolless suspension height adjustment; incl. feeder cable; designed for continuous lighting systems; surface powder coated; fall-safe light inset made of extruded aluminium profile, can be inserted in the canal without tools by magnetic holders; side coupled light, directed downwards by LGP body (Light Guiding Prism) and highly efficient reflector; homogeneously illuminated, satinised (flush or jut-out) or microprismatic PMMA cover; energy-efficient LEDs with very good colour rendering

ES Lámpara suspendida extremadamente plana con altura total de 28 mm; suspendido con cable; regulación de la altura sin necesitar herramientas; incl. cable de alimentación; diseñado para la creación de sistemas continuos; superficie con recubrimiento de pintura en polvo; elemento de luz asegurado contra caídas de perfil de aluminio extrusionado que se puede introducir en el canal sin herramientas por medio de un soporte magnético; fuente de luz insertada en un lateral que es guiada y reflectada a través de unos prismas y reflector de alta calidad; cubierta de PMMA iluminada homogéneamente, satinada (enrasada o sobresaliente) o micro-prismática; LEDS de alta eficiencia que proporcionan una alta reproducción cromática

Quickinfo

3000 K, 4000 K
 CRI ≥ 80 / 3 SDCM (initial MacAdam)
 UGR ≤ 19
 hasta 140 lm/W
 L90 / 50000 h
 DALI-2
 High Performance Opal, Jut-Out, Microprismatic
 IP20 / CP1 / 220-240 V

Types



Color




Canal



Distribución luminosa



DiiA® standards
 251, 252, 253



microprismatic
 UGR ≤ 19



quick
 installation

LENO SUSPENDED SYSTEM



INSTALLATION CHANNEL suspended

L·W·H (mm)

613-89-28

1221-89-28

1830-89-28

2438-89-28

ORDER CODE


0 5 1 - 8 9 3 0 0 6

0 5 1 - 8 9 3 0 1 2

0 5 1 - 8 9 3 0 1 8

0 5 1 - 8 9 3 0 2 4

order installation channel, light inset + mounting accessories separately



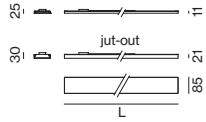
LIGHT INSET



MICROPRISMATIC CRI ≥ 80, DALI-2

SYSTEM	LENGTH	LUM. FLUX	EFFICACY	ORDER CODE
9.9 W	613 mm	1230 lm	124 lm/W	0 5 1 - 8 1 1 2 3 7 G
19.1 W	1221 mm	2450 lm	128 lm/W	0 5 1 - 8 2 1 4 3 7 G
28.6 W	1830 mm	3680 lm	129 lm/W	0 5 1 - 8 2 1 6 3 7 G
37.0 W	2438 mm	4910 lm	133 lm/W	0 5 1 - 8 2 1 8 3 7 G

613 mm only available as end unit



OPAL CRI ≥ 80, DALI-2

SYSTEM	LENGTH	LUM. FLUX	EFFICACY	ORDER CODE
9.9 W	613 mm	1300 lm	131 lm/W	0 5 1 - 8 1 1 2 3 7 H
19.1 W	1221 mm	2590 lm	136 lm/W	0 5 1 - 8 2 1 4 3 7 H
28.6 W	1830 mm	3890 lm	136 lm/W	0 5 1 - 8 2 1 6 3 7 H
37.0 W	2438 mm	5190 lm	140 lm/W	0 5 1 - 8 2 1 8 3 7 H

The data values for the luminous flux may differ for specific order options by -6%. Luminous flux value refers to colour temperature 4000 K. 613 mm only available as end unit

OPAL JUT-OUT CRI ≥ 80, DALI-2

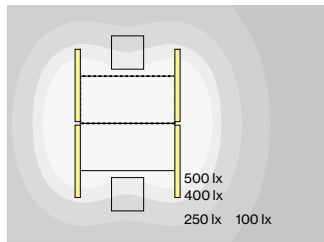
SYSTEM	LENGTH	LUM. FLUX	EFFICACY	ORDER CODE
9.9 W	613 mm	1240 lm	125 lm/W	0 5 1 - 8 1 1 2 3 7 J
19.1 W	1221 mm	2490 lm	130 lm/W	0 5 1 - 8 2 1 4 3 7 J
28.6 W	1830 mm	3730 lm	130 lm/W	0 5 1 - 8 2 1 6 3 7 J
37.0 W	2438 mm	4970 lm	134 lm/W	0 5 1 - 8 2 1 8 3 7 J

613 mm only available as end unit

Order options

COLOUR TEMPERATURE		COLOUR		COLOUR	
3000 K	5	traffic white RAL 9016	7	pure white RAL 9010	7
4000 K	6	jet black RAL 9005	8	jet black RAL 9005	8

Planning Information



LENO suspended, microprismatic,
19:1W, 4000K

ROOM VALUES


Room dimensions	5.4 × 4 × 2.8 m
Reflection factor	0.7 0.5 0.2
Maintenance factor	0.8
Mounting height	2.25 m

CALCULATION SURFACE

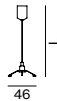
Surface dimensions	1.6 × 0.8
Surface height	0.75
Average illuminance (E _m)	>500 lx
Uniformity (U ₀)	>0.6

GLARE EVALUATION

Table Classification X=4H Y=8H S=0.25H	
UGR transversal	≤19
UGR axial	≤19

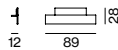


Mounting accessories (optional)



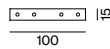
CABLE SUSPENSION

CABLE LENGTH	W (mm)	ORDER CODE
1500 mm	46	0 0 5 - 2 1 2 2 1 1 0



END CAPS semi-recessed / surface / suspended

W-H (mm)	ORDER CODE
89:28	0 5 1 - 8 9 9 2 2 1 1



LINEAR CONNECTOR suspended

TYPE	L-W (mm)	ORDER CODE
1 pair	100:15	0 5 1 - 8 9 9 3 1 1 0
10 pairs	100:15	0 5 1 - 8 9 9 3 1 1 0 · 1 0

Mounting tools accessories (optional)

DISMOUNTING TOOL

TYPE	ORDER CODE
vacuum cup	0 8 6 - 3 0 0 0 0

Electrical accessories (optional)

CABLE RAIL

CABLE LENGTH	ORDER CODE
1200 mm	0 0 5 - 2 4 9 1 1 1 0



CANOPY incl. feeder cable 5 × 1.5 mm², 1500 mm

L-W-H (mm)	ORDER CODE
90-90-22	0 0 5 - 2 2 1 2 4 1 1

for electrical system configuration see luminaire data sheet at xal.com

Order options

COLOUR TEMPERATURE	COLOUR	COLOUR	COLOUR
3000 K	5 traffic white RAL 9016	7 pure white RAL 9010	7
4000 K	6 jet black RAL 9005	8 jet black RAL 9005	8



POWER FEEDER CONNECTOR

TYPE

220-240V | 13A

ORDER CODE

0 5 1 - 8 9 9 2 3 3 0

Order options

COLOUR TEMPERATURE	☼	COLOUR	☑	COLOUR	☑
3000 K	5	traffic white RAL 9016	7	pure white RAL 9010	7
4000 K	6	jet black RAL 9005	8	jet black RAL 9005	8