



LENO

trim

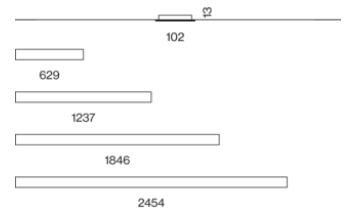
EN Low profile recessed channel; suitable for installation in 12.5mm ceilings, with trim; suitable for wall or ceiling mounting; surface powder coated; easy mounting without need to cut the substructure; fall-safe light inset made of extruded aluminium profile, can be inserted in the canal without tools by magnetic holders; side coupled light, directed downwards by LGP body (Light Guiding Prism) and highly efficient reflector; homogeneously illuminated, satinised (flush or jut-out) or microprismatic PMMA cover; optional with asymmetric light distribution; energy-efficient LEDs with very good colour rendering; incl. external converter for ceiling insertion

ES Canal para montaje empotrado extremadamente plano; apropiado para montaje en techos de 12,5mm, con borde de contorno; apropiado para el montaje en la pared y en el techo; superficie con recubrimiento de pintura en polvo; montaje sencillo sin cortar la construcción inferior; elemento de luz asegurado contra caídas de perfil de aluminio extrusionado que se puede introducir en el canal sin herramientas por medio de un soporte magnético; fuente de luz insertada en un lateral que es guiada y reflejada a través de unos prismas y reflector de alta calidad; cubierta de PMMA iluminada homogéneamente, satinada (enrasada o sobresaliente) o micro-prismática; opcional con distribución asimétrica; LEDs de alta eficiencia que proporcionan una alta reproducción cromática; incl. convertidor externo para inserción en el techo

Quickinfo

3000 K, 4000 K
 CRI ≥ 80 / 3 SDCM (initial MacAdam)
 UGR ≤ 19
 hasta 2,130 lm/m
 hasta 140 lm/W
 L90 / 50000 h
 DALI-2
 Asymmetric Wallwasher, High Performance Opal, Jut-Out, Microprismatic
 IP40, back IP20

Types



Color




Distribución luminosa



DiiA® standards 251, 252, 253




system solution



microprismatic UGR ≤ 19



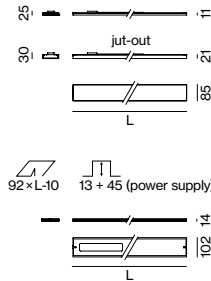
quick installation



LENO trim



MICROPRISMATIC traffic white, CRI ≥ 80, DALI-2



SYSTEM	LENGTH	COLOUR TEMP.	LUM. FLUX	EFFICACY	ORDER CODE
9.9 W	629 mm	3000 K	1160 lm	117 lm/W	0 5 1 - 8 4 1 2 5 3 7 G
		4000 K	1230 lm	124 lm/W	0 5 1 - 8 4 1 2 6 3 7 G
19.1 W	1237 mm	3000 K	2320 lm	121 lm/W	0 5 1 - 8 4 1 4 5 3 7 G
		4000 K	2450 lm	128 lm/W	0 5 1 - 8 4 1 4 6 3 7 G
28.6 W	1846 mm	3000 K	3480 lm	122 lm/W	0 5 1 - 8 4 1 6 5 3 7 G
		4000 K	3680 lm	129 lm/W	0 5 1 - 8 4 1 6 6 3 7 G
37.0 W	2454 mm	3000 K	4630 lm	125 lm/W	0 5 1 - 8 4 1 8 5 3 7 G
		4000 K	4910 lm	133 lm/W	0 5 1 - 8 4 1 8 6 3 7 G

OPAL traffic white, CRI ≥ 80, DALI-2

SYSTEM	LENGTH	COLOUR TEMP.	LUM. FLUX	EFFICACY	ORDER CODE
9.9 W	629 mm	3000 K	1220 lm	123 lm/W	0 5 1 - 8 4 1 2 5 3 7 H
		4000 K	1300 lm	131 lm/W	0 5 1 - 8 4 1 2 6 3 7 H
19.1 W	1237 mm	3000 K	2450 lm	128 lm/W	0 5 1 - 8 4 1 4 5 3 7 H
		4000 K	2590 lm	136 lm/W	0 5 1 - 8 4 1 4 6 3 7 H
28.6 W	1846 mm	3000 K	3670 lm	128 lm/W	0 5 1 - 8 4 1 6 5 3 7 H
		4000 K	3890 lm	136 lm/W	0 5 1 - 8 4 1 6 6 3 7 H
37.0 W	2454 mm	3000 K	4900 lm	132 lm/W	0 5 1 - 8 4 1 8 5 3 7 H
		4000 K	5190 lm	140 lm/W	0 5 1 - 8 4 1 8 6 3 7 H


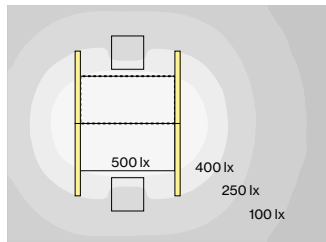
OPAL JUT-OUT traffic white, CRI ≥ 80, DALI-2

SYSTEM	LENGTH	COLOUR TEMP.	LUM. FLUX	EFFICACY	ORDER CODE
9.9 W	629 mm	3000 K	1170 lm	118 lm/W	0 5 1 - 8 4 1 2 5 3 7 J
		4000 K	1240 lm	125 lm/W	0 5 1 - 8 4 1 2 6 3 7 J
19.1 W	1237 mm	3000 K	2350 lm	123 lm/W	0 5 1 - 8 4 1 4 5 3 7 J
		4000 K	2490 lm	130 lm/W	0 5 1 - 8 4 1 4 6 3 7 J
28.6 W	1846 mm	3000 K	3520 lm	123 lm/W	0 5 1 - 8 4 1 6 5 3 7 J
		4000 K	3730 lm	130 lm/W	0 5 1 - 8 4 1 6 6 3 7 J
37.0 W	2454 mm	3000 K	4700 lm	127 lm/W	0 5 1 - 8 4 1 8 5 3 7 J
		4000 K	4970 lm	134 lm/W	0 5 1 - 8 4 1 8 6 3 7 J

ASYMMETRIC traffic white, CRI ≥ 80, DALI-2

SYSTEM	LENGTH	COLOUR TEMP.	LUM. FLUX	EFFICACY	ORDER CODE
15.6 W	629 mm	3000 K	1570 lm	101 lm/W	0 5 1 - 8 4 1 2 5 3 7 A
		4000 K	1660 lm	106 lm/W	0 5 1 - 8 4 1 2 6 3 7 A
30.0 W	1237 mm	3000 K	3140 lm	105 lm/W	0 5 1 - 8 4 1 4 5 3 7 A
		4000 K	3320 lm	111 lm/W	0 5 1 - 8 4 1 4 6 3 7 A
46.0 W	1846 mm	3000 K	4710 lm	102 lm/W	0 5 1 - 8 4 1 6 5 3 7 A
		4000 K	4990 lm	108 lm/W	0 5 1 - 8 4 1 6 6 3 7 A
60.0 W	2454 mm	3000 K	6280 lm	105 lm/W	0 5 1 - 8 4 1 8 5 3 7 A
		4000 K	6650 lm	111 lm/W	0 5 1 - 8 4 1 8 6 3 7 A

Planning Information



LENO trim, microprismatic,
19:1W, 4000K

ROOM VALUES

Room dimensions 5.4 × 4 × 2.8 m
Reflection factor 0.7 | 0.5 | 0.2
Maintenance factor 0.8

CALCULATION SURFACE

Surface dimensions 1.6 × 0.8
Surface height 0.75
Average illuminance (E_m) > 500 lx
Uniformity (U_0) > 0.6

GLARE EVALUATION

Table Classification X=4H | Y=8H | S=0.25H
UGR transversal ≤ 19
UGR axial ≤ 19

Mounting tools accessories (optional)

DISMOUNTING TOOL

TYPE
vacuum cup

ORDER CODE

0 8 6 - 3 0 0 0 0

Order options

COLOUR
traffic white

RAL 9016