



TUBO 60

surface

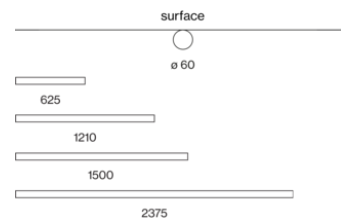
EN Supporting profile in extruded aluminium; end cap in aluminium; surface powder coated; suitable for wall or ceiling mounting; light control via high quality lens system for maximum, homogeneous illumination; optionally cylindr. HPO (High Performance Opal) cover or clear, cylindrical cover with linear prismatic optic; energy-efficient LEDs with very good colour rendering

ES Perfil soporte fabricado en aluminio; tapas finales de aluminio; superficie con recubrimiento de pintura en polvo; apropiada para montaje en techo y paredes; direccionam. de luz con óptica de lente alta calid. para alumbr. techo máx. y homog.; difusor cilíndrico HPO (High Performance Opal) opcional, o difusor transparente cilíndrico con óptica prismática lineal; LEDs de alta eficiencia que proporcionan una alta reproducción cromática

Quickinfo

3000 K, 4000 K
 CRI ≥ 80, CRI ≥ 90 / 3 SDCM
 (initial MacAdam)
 hasta 3,280 lm/m
 hasta 142 lm/W
 L90 / 50000 h
 DALI-2
 Clear Cover, High Performance Opal
 IP20

Types



Color




Distribución luminosa




driver integrated



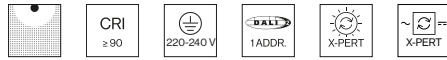
system solution



uniform illumination

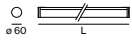


TUBO 60 opal surface



OPAL DALI-2

SYSTEM	LENGTH	COLOUR TEMP.	CRI ≥	LUM. FLUX	EFFICACY	ORDER CODE
13.9 W	625 mm	3000 K	80	1590 lm	114 lm/W	0 5 8 - 3 1 1 2 5 3 <input checked="" type="checkbox"/> O
			90	1370 lm	99 lm/W	0 5 8 - 3 1 1 2 0 3 <input checked="" type="checkbox"/> O
		4000 K	80	1810 lm	130 lm/W	0 5 8 - 3 1 1 2 6 3 <input checked="" type="checkbox"/> O
			90	1480 lm	106 lm/W	0 5 8 - 3 1 1 2 1 3 <input checked="" type="checkbox"/> O
			80	3180 lm	114 lm/W	0 5 8 - 3 1 1 4 5 3 <input checked="" type="checkbox"/> O
			90	2740 lm	98 lm/W	0 5 8 - 3 1 1 4 0 3 <input checked="" type="checkbox"/> O
27.9 W	1210 mm	3000 K	80	3180 lm	114 lm/W	0 5 8 - 3 1 1 4 5 3 <input checked="" type="checkbox"/> O
			90	2740 lm	98 lm/W	0 5 8 - 3 1 1 4 0 3 <input checked="" type="checkbox"/> O
		4000 K	80	3620 lm	130 lm/W	0 5 8 - 3 1 1 4 6 3 <input checked="" type="checkbox"/> O
			90	2960 lm	106 lm/W	0 5 8 - 3 1 1 4 1 3 <input checked="" type="checkbox"/> O
			80	3950 lm	116 lm/W	0 5 8 - 3 1 1 5 5 3 <input checked="" type="checkbox"/> O
			90	3400 lm	100 lm/W	0 5 8 - 3 1 1 5 0 3 <input checked="" type="checkbox"/> O
34.0 W	1500 mm	3000 K	80	4490 lm	132 lm/W	0 5 8 - 3 1 1 5 6 3 <input checked="" type="checkbox"/> O
			90	3670 lm	108 lm/W	0 5 8 - 3 1 1 5 1 3 <input checked="" type="checkbox"/> O
		4000 K	80	6300 lm	117 lm/W	0 5 8 - 3 1 1 8 5 3 <input checked="" type="checkbox"/> O
			90	5430 lm	101 lm/W	0 5 8 - 3 1 1 8 0 3 <input checked="" type="checkbox"/> O
			80	7170 lm	133 lm/W	0 5 8 - 3 1 1 8 6 3 <input checked="" type="checkbox"/> O
			90	5870 lm	109 lm/W	0 5 8 - 3 1 1 8 1 3 <input checked="" type="checkbox"/> O



TUBO 60 ribbed surface



CLEAR COVER WITH LINEAR PRISMATIC OPTIC DALI-2

SYSTEM	LENGTH	COLOUR TEMP.	CRI ≥	LUM. FLUX	EFFICACY	ORDER CODE
13.9 W	625 mm	3000 K	80	1700 lm	122 lm/W	0 5 8 - 5 1 1 2 5 3 <input checked="" type="checkbox"/> C
			90	1470 lm	106 lm/W	0 5 8 - 5 1 1 2 0 3 <input checked="" type="checkbox"/> C
		4000 K	80	1940 lm	140 lm/W	0 5 8 - 5 1 1 2 6 3 <input checked="" type="checkbox"/> C
			90	1580 lm	114 lm/W	0 5 8 - 5 1 1 2 1 3 <input checked="" type="checkbox"/> C
			80	3400 lm	122 lm/W	0 5 8 - 5 1 1 4 5 3 <input checked="" type="checkbox"/> C
			90	2930 lm	105 lm/W	0 5 8 - 5 1 1 4 0 3 <input checked="" type="checkbox"/> C
27.9 W	1210 mm	3000 K	80	3870 lm	139 lm/W	0 5 8 - 5 1 1 4 6 3 <input checked="" type="checkbox"/> C
			90	3170 lm	114 lm/W	0 5 8 - 5 1 1 4 1 3 <input checked="" type="checkbox"/> C
		4000 K	80	4220 lm	124 lm/W	0 5 8 - 5 1 1 5 5 3 <input checked="" type="checkbox"/> C
			90	3640 lm	107 lm/W	0 5 8 - 5 1 1 5 0 3 <input checked="" type="checkbox"/> C
			80	4800 lm	141 lm/W	0 5 8 - 5 1 1 5 6 3 <input checked="" type="checkbox"/> C
			90	3930 lm	116 lm/W	0 5 8 - 5 1 1 5 1 3 <input checked="" type="checkbox"/> C
34.0 W	1500 mm	3000 K	80	6750 lm	125 lm/W	0 5 8 - 5 1 1 8 5 3 <input checked="" type="checkbox"/> C
			90	5810 lm	108 lm/W	0 5 8 - 5 1 1 8 0 3 <input checked="" type="checkbox"/> C
		4000 K	80	7680 lm	142 lm/W	0 5 8 - 5 1 1 8 6 3 <input checked="" type="checkbox"/> C
			90	6280 lm	116 lm/W	0 5 8 - 5 1 1 8 1 3 <input checked="" type="checkbox"/> C



Order options

COLOUR	
pure white RAL 9010	7
jet black RAL 9005	8