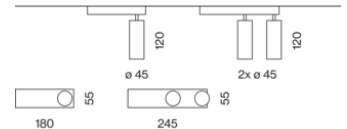




Quickinfo

2700 K, 3000 K, 3500 K
 CRI ≥ 90 / 2 SDCM (initial MacAdam), 3 SDCM (initial MacAdam)
 hasta 96 lm/W
 L80 / 50000 h, L85 / 50000 h
 DALI-2, non atenuable
 IP20

Types



Color



Distribución luminosa




BO 45 base

surface

EN Cylindrical spotlight made of aluminium; surface powder coated; spotlight head 350° / 330° (1 lamp / 2 lamps) rotatable and 90° tiltable; choice of single lamp or double lamps; surface mounted housing in aluminium incl. converter; mounting plate with pre-assembled converter unit can be pre-mounted; luminaire housing can be attached without tools by interlock; with optional high-quality lens system with precise radiation characteristic; or high-quality, aluminium, vapour deposition coated reflector with faceted design; precise radiation characteristics with different beam angles; good glare reduction due to recessed light point plane; optical attachments as accessories; COB (Chip on Board) technology or high power LEDs for maximum efficiency; no multiple shadows; energy-efficient LEDs with very good colour rendering

ES Proyector cilíndrico de aluminio; superficie con recubrimiento de pintura en polvo; proyector giratorio 350° / 330° (1 lámpara / 2 lámparas) y orientable 90°; con una o dos luces; carcasa de aluminio para montaje en superficie, incluido convertidor; placa de montaje con convertidor premontado / premontable; cuerpo luminoso insertable por enclavamiento y sin necesidad de herramienta; opcionalmente con sistema óptico de lentes de alta calidad con precisa característica de emisión; o reflector de alta calidad vaporizado de aluminio con revestimiento de facetas esféricas; característica de emisión precisa con diferentes ángulos de emisión; buen control del deslumbramiento mediante plano de punto de luz retranqueado; los accesorios ópticos como accesorios; con tecnología COB (Chip on Board) o LEDs de alta potencia para proporcionar una máxima eficiencia; no proporciona sombras múltiples; LEDs de alta eficiencia que proporcionan una alta reproducción cromática



glare control via honeycomb louver



350° rotatable, 90° tiltable



CRI ≥ 95 2 SDCM (optional)



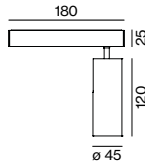
BO 45 base surface 1 lamp



SUPER SPOT 8°, CRI ≥ 90

SYSTEM	COLOUR TEMP.	LUM. FLUX	EFFICACY	ORDER CODE
8.4 W	2700 K	391 lm	47 lm/W	0 4 9 - 6 3 3 0 4 <input checked="" type="checkbox"/> <input checked="" type="checkbox"/> V
	3000 K	432 lm	51 lm/W	0 4 9 - 6 3 3 0 5 <input checked="" type="checkbox"/> <input checked="" type="checkbox"/> V
	3500 K	432 lm	51 lm/W	0 4 9 - 6 3 3 0 7 <input checked="" type="checkbox"/> <input checked="" type="checkbox"/> V

do not use optical filters



SPOT 12°, CRI ≥ 90


SYSTEM	COLOUR TEMP.	LUM. FLUX	EFFICACY	ORDER CODE
15.0 W	2700 K	1140 lm	76 lm/W	0 4 9 - 6 3 3 0 4 <input checked="" type="checkbox"/> <input checked="" type="checkbox"/> S
	3000 K	1180 lm	79 lm/W	0 4 9 - 6 3 3 0 5 <input checked="" type="checkbox"/> <input checked="" type="checkbox"/> S
	3500 K	1200 lm	80 lm/W	0 4 9 - 6 3 3 0 7 <input checked="" type="checkbox"/> <input checked="" type="checkbox"/> S

MEDIUM 24°, CRI ≥ 90

SYSTEM	COLOUR TEMP.	LUM. FLUX	EFFICACY	ORDER CODE
15.7 W	2700 K	1340 lm	85 lm/W	0 4 9 - 6 3 3 0 4 <input checked="" type="checkbox"/> <input checked="" type="checkbox"/> M
	3000 K	1390 lm	89 lm/W	0 4 9 - 6 3 3 0 5 <input checked="" type="checkbox"/> <input checked="" type="checkbox"/> M
	3500 K	1430 lm	91 lm/W	0 4 9 - 6 3 3 0 7 <input checked="" type="checkbox"/> <input checked="" type="checkbox"/> M

FLOOD 36°, CRI ≥ 90

SYSTEM	COLOUR TEMP.	LUM. FLUX	EFFICACY	ORDER CODE
15.7 W	2700 K	1370 lm	87 lm/W	0 4 9 - 6 3 3 0 4 <input checked="" type="checkbox"/> <input checked="" type="checkbox"/> F
	3000 K	1430 lm	91 lm/W	0 4 9 - 6 3 3 0 5 <input checked="" type="checkbox"/> <input checked="" type="checkbox"/> F
	3500 K	1460 lm	93 lm/W	0 4 9 - 6 3 3 0 7 <input checked="" type="checkbox"/> <input checked="" type="checkbox"/> F



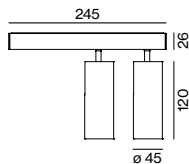
BO 45 base surface 2 lamps



SUPER SPOT 8°, CRI ≥ 90

SYSTEM	COLOUR TEMP.	LUM. FLUX	EFFICACY	ORDER CODE
14.1 W	2700 K	704 lm	50 lm/W	0 4 9 - 6 4 3 0 4 <input checked="" type="checkbox"/> <input checked="" type="checkbox"/> V
	3000 K	780 lm	55 lm/W	0 4 9 - 6 4 3 0 5 <input checked="" type="checkbox"/> <input checked="" type="checkbox"/> V
	3500 K	780 lm	55 lm/W	0 4 9 - 6 4 3 0 7 <input checked="" type="checkbox"/> <input checked="" type="checkbox"/> V

do not use optical filters



SPOT 12°, CRI ≥ 90

SYSTEM	COLOUR TEMP.	LUM. FLUX	EFFICACY	ORDER CODE
29.2 W	2700 K	2280 lm	78 lm/W	0 4 9 - 6 4 3 0 4 <input checked="" type="checkbox"/> <input checked="" type="checkbox"/> S
	3000 K	2360 lm	81 lm/W	0 4 9 - 6 4 3 0 5 <input checked="" type="checkbox"/> <input checked="" type="checkbox"/> S
	3500 K	2400 lm	82 lm/W	0 4 9 - 6 4 3 0 7 <input checked="" type="checkbox"/> <input checked="" type="checkbox"/> S

Order options

CONTROL		COLOUR	
non DIM	1	special colours	X
DALI-2	3	traffic white RAL 9016	7
		jet black RAL 9005	8

MEDIUM 24°, CRI ≥ 90

SYSTEM	COLOUR TEMP.	LUM. FLUX	EFFICACY	ORDER CODE
27.4 W	2700 K	2420 lm	88 lm/W	0 4 9 - 6 4 3 0 4 <input type="checkbox"/> M
	3000 K	2500 lm	91 lm/W	0 4 9 - 6 4 3 0 5 <input type="checkbox"/> M
	3500 K	2560 lm	93 lm/W	0 4 9 - 6 4 3 0 7 <input type="checkbox"/> M

FLOOD 36°, CRI ≥ 90

SYSTEM	COLOUR TEMP.	LUM. FLUX	EFFICACY	ORDER CODE
27.4 W	2700 K	2480 lm	91 lm/W	0 4 9 - 6 4 3 0 4 <input type="checkbox"/> F
	3000 K	2560 lm	93 lm/W	0 4 9 - 6 4 3 0 5 <input type="checkbox"/> F
	3500 K	2620 lm	96 lm/W	0 4 9 - 6 4 3 0 7 <input type="checkbox"/> F

Optical accessories (optional)**HONEYCOMB LOUVER** for ARY | BO 45 | JUST 45 | MOVE IN 45 | TARO 45 | TULA micro

COLOUR	Ø-H (mm)	ORDER CODE
jet black	42.3	0 0 7 - 1 9 6 5 1 8 8

**OVAL LENS** for BO 45 | JUST 45 | MOVE IN 45 | TARO 45 | TULA micro

Ø-H (mm)	ORDER CODE
42.3	0 0 7 - 1 9 6 5 8 8 0

**SOFT LENS** for ARY | BO 45 | JUST 45 | MOVE IN 45 | TARO 45 | TULA micro

Ø-H (mm)	ORDER CODE
42.3	0 0 7 - 1 9 6 5 9 8 0

**WALLWASHER LENS** for ARY | BO 45 | JUST 45 | MOVE IN 45 | TARO 45 | TULA micro

Ø-H (mm)	ORDER CODE
42.3	0 0 7 - 1 9 6 5 7 8 0

Order options

CONTROL		COLOUR	<input type="checkbox"/>
non DIM	1	special colours	X
DALI-2	3	traffic white RAL 9016	7
		jet black RAL 9005	8