



SASSO 100 round

ceiling

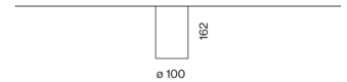
EN Cylindrical ceiling mounted spotlight made of aluminium; surface light inset lacquered; surface housing powder coated; luminaire housing can be attached to mounting plate without tools by interlock; light inset rotatable and tiltable; symmetric radiation characteristic - precise due to high quality lens system; with different beam angles; COB (Chip on Board) technology for maximum efficiency; no multiple shadows; efficient LEDs with very good colour rendering; converter integrated into spotlight head

ES Foco cilíndrico de aluminio para montaje en techo; superf. de inserto lumin. pintada; superf. carcasa con recubr. de polvo; cuerpo luminoso insertable en la placa de montaje por enclavamiento y sin necesidad de herramienta; elemento de luz girable e inclinable; característica de emisión simétrica - precisa gracias al excelente sistema de lentes; con diferentes ángulos de emisión; Chip on Board que proporciona una máxima eficiencia; no sombras múltiples; LEDs de eficiencia que proporcionan una alta reproducción cromática; driver integrado en el proyector

Quickinfo

2700 K, 3000 K, 3500 K, 4000 K
 CRI ≥ 90 / 2 SDCM (initial MacAdam)
 UGR ≤ 13, UGR ≤ 16, UGR ≤ 19
 hasta 101 lm/W
 L80 / 50000 h
 DALI-2, non attenuable
 IP20

Types



Color



Color interno



Distribución luminosa



glare control
(UGR ≤ 16)



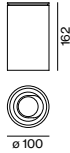
easy mounting
no visible
screws



Colour Warm
Dimming 1800 –
3000 K
(optional)



CRI ≥ 95 2
SDCM
(optional)



SASSO 100 round adjustable ceiling



SPOT 18°-19°, CRI ≥ 90

SYSTEM	COLOUR TEMP.	LUM. FLUX	EFFICACY	ORDER CODE
17.9 W	2700 K	1450 lm	81 lm/W	0 4 8 - 3 4 1 0 9 <input checked="" type="checkbox"/> <input checked="" type="checkbox"/> S
	3000 K	1490 lm	83 lm/W	0 4 8 - 3 4 1 0 0 <input checked="" type="checkbox"/> <input checked="" type="checkbox"/> S
	3500 K	1530 lm	85 lm/W	0 4 8 - 3 4 1 0 2 <input checked="" type="checkbox"/> <input checked="" type="checkbox"/> S
	4000 K	1560 lm	87 lm/W	0 4 8 - 3 4 1 0 1 <input checked="" type="checkbox"/> <input checked="" type="checkbox"/> S

The data values for the luminous flux may differ for specific order options by -6%. Luminous flux value refers to inner colour traffic white.

MEDIUM 32°-33°, CRI ≥ 90

SYSTEM	COLOUR TEMP.	LUM. FLUX	EFFICACY	ORDER CODE
17.9 W	2700 K	1450 lm	81 lm/W	0 4 8 - 3 4 1 0 9 <input checked="" type="checkbox"/> <input checked="" type="checkbox"/> M
	3000 K	1500 lm	84 lm/W	0 4 8 - 3 4 1 0 0 <input checked="" type="checkbox"/> <input checked="" type="checkbox"/> M
	3500 K	1530 lm	85 lm/W	0 4 8 - 3 4 1 0 2 <input checked="" type="checkbox"/> <input checked="" type="checkbox"/> M
	4000 K	1570 lm	88 lm/W	0 4 8 - 3 4 1 0 1 <input checked="" type="checkbox"/> <input checked="" type="checkbox"/> M

The data values for the luminous flux may differ for specific order options by -7%. Luminous flux value refers to inner colour traffic white.

FLOOD 45°, CRI ≥ 90

SYSTEM	COLOUR TEMP.	LUM. FLUX	EFFICACY	ORDER CODE
17.9 W	2700 K	1600 lm	89 lm/W	0 4 8 - 3 4 1 0 9 <input checked="" type="checkbox"/> <input checked="" type="checkbox"/> F
	3000 K	1650 lm	92 lm/W	0 4 8 - 3 4 1 0 0 <input checked="" type="checkbox"/> <input checked="" type="checkbox"/> F
	3500 K	1690 lm	94 lm/W	0 4 8 - 3 4 1 0 2 <input checked="" type="checkbox"/> <input checked="" type="checkbox"/> F
	4000 K	1730 lm	97 lm/W	0 4 8 - 3 4 1 0 1 <input checked="" type="checkbox"/> <input checked="" type="checkbox"/> F

WIDE FLOOD 59°-60°, CRI ≥ 90

SYSTEM	COLOUR TEMP.	LUM. FLUX	EFFICACY	ORDER CODE
17.9 W	2700 K	1670 lm	93 lm/W	0 4 8 - 3 4 1 0 9 <input checked="" type="checkbox"/> <input checked="" type="checkbox"/> W
	3000 K	1720 lm	96 lm/W	0 4 8 - 3 4 1 0 0 <input checked="" type="checkbox"/> <input checked="" type="checkbox"/> W
	3500 K	1760 lm	98 lm/W	0 4 8 - 3 4 1 0 2 <input checked="" type="checkbox"/> <input checked="" type="checkbox"/> W
	4000 K	1800 lm	101 lm/W	0 4 8 - 3 4 1 0 1 <input checked="" type="checkbox"/> <input checked="" type="checkbox"/> W

Optical accessories (optional)

HONEYCOMB LOUVER for BO 55 | JUST 55 | SASSO 100

COLOUR	Ø-H (mm)	ORDER CODE
jet black	50-3	0 0 7 - 1 9 6 5 5 9 8

Order options

CONTROL		COLOUR		INNER COLOUR	
non DIM	1	jet black RAL 9005	1	jet black RAL 9005	1
DALI-2	3	traffic white RAL 9016	7	matt silver	4
				traffic white RAL 9016	7
				gold dust RAL 260-M	9

Atelier Martin Auer, Graz

Austria

Arquitecto
JANSER CASTORINA
KATZENBERGER

Fotografía
Tim Ertl



Productos utilizados



SASSO 100 round ceiling



STREAMCUT bollard





Waterdrop Headquarters, Vienna

Austria

Arquitecto
AllesWirdGut
Architekten

Fotografía
tschinkersten fotografie



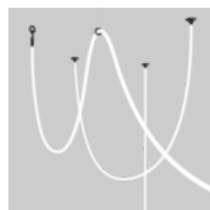
Productos utilizados



**SASSO 100 round
suspended**



**SASSO 100 round
ceiling**



**JANE semi-
recessed / surface /
suspended**



BETO suspended

