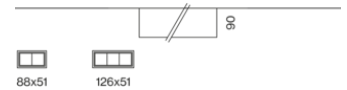




**Quickinfo**

2700 K, 3000 K, 3500 K, 4000 K  
 CRI ≥ 90 / 2 SDCM (initial MacAdam), 3 SDCM (initial MacAdam)  
 UGR ≤ 10, UGR ≤ 13, UGR ≤ 19  
 hasta 130 lm/W  
 L85 / 50000 h, L90 / 50000 h  
 DALI-2, non attenuable  
 IP20

**Types**



**Color**



**Reflector**



**Distribución luminosa**



**UNICO L2 / L3 basic**


ceiling

**EN** Rectangular surface mounted multi-downlight made of aluminium; equipped with two (L2) / three (L3) individually selectable or pre-specified, customised light elements; luminaire housing can be attached to mounting plate without tools by interlock; converter integrated into luminaire housing; surface powder coated; high-quality reflector with micro-faceted, aluminium-vaporised surface; precise radiation characteristic with different symmetrical light distributions; or with asymmetric light distribution; energy-efficient high power LEDs with very good colour rendering; clank-free

**ES** Downlight múltiple de aluminio rectangular de superficie; equipada con dos (L2) / tres (L3) sistemas de lentes elegibles individualmente o de definición fija, específicos para la aplicación; cuerpo luminoso insertable en la placa de montaje por enclavamiento y sin necesidad de herramienta; convertidor integrado en el cuerpo luminoso; superficie con recubrimiento de pintura en polvo; reflector de alta calidad con superficie de múltiples facetas revestida con aluminio por vaporización; proyección precisa con varias distribuciones de la luz distintas simétricas; o con distribución de luz asimétrica; LEDs de alta eficiencia que proporcionan una alta reproducción cromática; sin reverberación




one luminaire multiple scenes



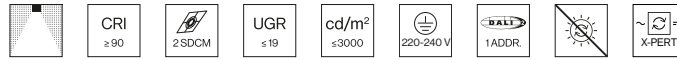
black & gold reflector (optional)



tunable white 2700 – 5000 K (optional)

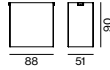


### UNICO L2 basic high efficient ceiling



#### FLOOD ROUND 46°, CRI ≥ 90

SYSTEM	COLOUR TEMP.	LUM. FLUX	EFFICACY	ORDER CODE
9.9 W	2700 K	1090 lm	110 lm/W	0 9 0 - 1 L 2 9 ⇄ C ■ ■ 1 1
	3000 K	1090 lm	110 lm/W	0 9 0 - 1 L 2 0 ⇄ C ■ ■ 1 1
	3500 K	1140 lm	115 lm/W	0 9 0 - 1 L 2 2 ⇄ C ■ ■ 1 1
	4000 K	1160 lm	117 lm/W	0 9 0 - 1 L 2 1 ⇄ C ■ ■ 1 1



#### WIDE FLOOD ROUND 71°, CRI ≥ 90


SYSTEM	COLOUR TEMP.	LUM. FLUX	EFFICACY	ORDER CODE
9.9 W	2700 K	1120 lm	113 lm/W	0 9 0 - 1 L 2 9 ⇄ D ■ ■ 1 1
	3000 K	1120 lm	113 lm/W	0 9 0 - 1 L 2 0 ⇄ D ■ ■ 1 1
	3500 K	1170 lm	118 lm/W	0 9 0 - 1 L 2 2 ⇄ D ■ ■ 1 1
	4000 K	1190 lm	120 lm/W	0 9 0 - 1 L 2 1 ⇄ D ■ ■ 1 1

#### FLOOD SQUARE 54°, CRI ≥ 90

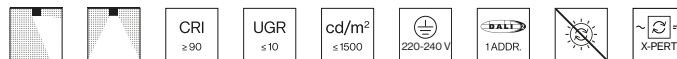
SYSTEM	COLOUR TEMP.	LUM. FLUX	EFFICACY	ORDER CODE
9.9 W	2700 K	1150 lm	116 lm/W	0 9 0 - 1 L 2 9 ⇄ F ■ ■ 1 1
	3000 K	1150 lm	116 lm/W	0 9 0 - 1 L 2 0 ⇄ F ■ ■ 1 1
	3500 K	1190 lm	120 lm/W	0 9 0 - 1 L 2 2 ⇄ F ■ ■ 1 1
	4000 K	1220 lm	123 lm/W	0 9 0 - 1 L 2 1 ⇄ F ■ ■ 1 1

#### WIDE FLOOD SQUARE 71°, CRI ≥ 90

SYSTEM	COLOUR TEMP.	LUM. FLUX	EFFICACY	ORDER CODE
9.9 W	2700 K	1180 lm	119 lm/W	0 9 0 - 1 L 2 9 ⇄ G ■ ■ 1 1
	3000 K	1180 lm	119 lm/W	0 9 0 - 1 L 2 0 ⇄ G ■ ■ 1 1
	3500 K	1230 lm	124 lm/W	0 9 0 - 1 L 2 2 ⇄ G ■ ■ 1 1
	4000 K	1250 lm	126 lm/W	0 9 0 - 1 L 2 1 ⇄ G ■ ■ 1 1

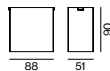


### UNICO L2 basic ceiling



#### SPOT ROUND 15°, CRI ≥ 90

SYSTEM	COLOUR TEMP.	LUM. FLUX	EFFICACY	ORDER CODE
12.6 W	2700 K	662 lm	53 lm/W	0 9 0 - 1 L 2 4 ⇄ K ■ 0 0 1
	3000 K	706 lm	56 lm/W	0 9 0 - 1 L 2 5 ⇄ K ■ 0 0 1
	4000 K	757 lm	60 lm/W	0 9 0 - 1 L 2 6 ⇄ K ■ 0 0 1



#### Order options

CONTROL		COLOUR		REFLECTOR	
non DIM	1	gold dust RAL 260-M	9	black	B
DALI-2	3	jet black RAL 9005	B	chrome	0
		white aluminium RAL 9006	G		
		traffic white RAL 9016	W		

**NARROW MEDIUM ROUND 22°, CRI ≥ 90**

SYSTEM	COLOUR TEMP.	LUM. FLUX	EFFICACY	ORDER CODE
12.6 W	2700 K	673 lm	53 lm/W	0 9 0 - 1 L 2 4 <input checked="" type="checkbox"/> N <input checked="" type="checkbox"/> 0 0 1
	3000 K	717 lm	57 lm/W	0 9 0 - 1 L 2 5 <input checked="" type="checkbox"/> N <input checked="" type="checkbox"/> 0 0 1
	4000 K	769 lm	61 lm/W	0 9 0 - 1 L 2 6 <input checked="" type="checkbox"/> N <input checked="" type="checkbox"/> 0 0 1

**MEDIUM ROUND 33°, CRI ≥ 90**

SYSTEM	COLOUR TEMP.	LUM. FLUX	EFFICACY	ORDER CODE
12.6 W	2700 K	899 lm	71 lm/W	0 9 0 - 1 L 2 4 <input checked="" type="checkbox"/> B <input checked="" type="checkbox"/> 0 0 1
	3000 K	958 lm	76 lm/W	0 9 0 - 1 L 2 5 <input checked="" type="checkbox"/> B <input checked="" type="checkbox"/> 0 0 1
	4000 K	1030 lm	82 lm/W	0 9 0 - 1 L 2 6 <input checked="" type="checkbox"/> B <input checked="" type="checkbox"/> 0 0 1

**FLOOD ROUND 49°, CRI ≥ 90**

SYSTEM	COLOUR TEMP.	LUM. FLUX	EFFICACY	ORDER CODE
12.6 W	2700 K	1030 lm	82 lm/W	0 9 0 - 1 L 2 4 <input checked="" type="checkbox"/> C <input checked="" type="checkbox"/> 0 0 1
	3000 K	1100 lm	87 lm/W	0 9 0 - 1 L 2 5 <input checked="" type="checkbox"/> C <input checked="" type="checkbox"/> 0 0 1
	4000 K	1180 lm	94 lm/W	0 9 0 - 1 L 2 6 <input checked="" type="checkbox"/> C <input checked="" type="checkbox"/> 0 0 1

**WIDE FLOOD ROUND 72°, CRI ≥ 90**

SYSTEM	COLOUR TEMP.	LUM. FLUX	EFFICACY	ORDER CODE
12.6 W	2700 K	1020 lm	81 lm/W	0 9 0 - 1 L 2 4 <input checked="" type="checkbox"/> D <input checked="" type="checkbox"/> 0 0 1
	3000 K	1090 lm	87 lm/W	0 9 0 - 1 L 2 5 <input checked="" type="checkbox"/> D <input checked="" type="checkbox"/> 0 0 1
	4000 K	1170 lm	93 lm/W	0 9 0 - 1 L 2 6 <input checked="" type="checkbox"/> D <input checked="" type="checkbox"/> 0 0 1

**MEDIUM SQUARE 32°, CRI ≥ 90**

SYSTEM	COLOUR TEMP.	LUM. FLUX	EFFICACY	ORDER CODE
12.6 W	2700 K	884 lm	70 lm/W	0 9 0 - 1 L 2 4 <input checked="" type="checkbox"/> E <input checked="" type="checkbox"/> 0 0 1
	3000 K	942 lm	75 lm/W	0 9 0 - 1 L 2 5 <input checked="" type="checkbox"/> E <input checked="" type="checkbox"/> 0 0 1
	4000 K	1010 lm	80 lm/W	0 9 0 - 1 L 2 6 <input checked="" type="checkbox"/> E <input checked="" type="checkbox"/> 0 0 1

**FLOOD SQUARE 56°, CRI ≥ 90**

SYSTEM	COLOUR TEMP.	LUM. FLUX	EFFICACY	ORDER CODE
12.6 W	2700 K	1050 lm	83 lm/W	0 9 0 - 1 L 2 4 <input checked="" type="checkbox"/> F <input checked="" type="checkbox"/> 0 0 1
	3000 K	1120 lm	89 lm/W	0 9 0 - 1 L 2 5 <input checked="" type="checkbox"/> F <input checked="" type="checkbox"/> 0 0 1
	4000 K	1200 lm	95 lm/W	0 9 0 - 1 L 2 6 <input checked="" type="checkbox"/> F <input checked="" type="checkbox"/> 0 0 1

**RECTANGULAR MEDIUM 34°x69°, CRI ≥ 90**

SYSTEM	COLOUR TEMP.	LUM. FLUX	EFFICACY	ORDER CODE
12.6 W	2700 K	912 lm	72 lm/W	0 9 0 - 1 L 2 4 <input checked="" type="checkbox"/> R <input checked="" type="checkbox"/> 0 0 1
	3000 K	972 lm	77 lm/W	0 9 0 - 1 L 2 5 <input checked="" type="checkbox"/> R <input checked="" type="checkbox"/> 0 0 1
	4000 K	1040 lm	83 lm/W	0 9 0 - 1 L 2 6 <input checked="" type="checkbox"/> R <input checked="" type="checkbox"/> 0 0 1

**Order options**

CONTROL		COLOUR		REFLECTOR	
non DIM	<input type="checkbox"/>	gold dust RAL 260-M	<input checked="" type="checkbox"/>	black	<input checked="" type="checkbox"/> B
DALI-2	<input checked="" type="checkbox"/> 3	jet black RAL 9005	<input type="checkbox"/> B	chrome	<input type="checkbox"/> 0
		white aluminium RAL 9006	<input type="checkbox"/> G		
		traffic white RAL 9016	<input type="checkbox"/> W		

**WIDE FLOOD SQUARE 71°, CRI ≥ 90**

SYSTEM	COLOUR TEMP.	LUM. FLUX	EFFICACY	ORDER CODE
12.6 W	2700 K	1080 lm	86 lm/W	0 9 0 - 1 L 2 4 <input checked="" type="checkbox"/> G <input checked="" type="checkbox"/> ■ 0 1
	3000 K	1150 lm	91 lm/W	0 9 0 - 1 L 2 5 <input checked="" type="checkbox"/> G <input checked="" type="checkbox"/> ■ 0 1
	4000 K	1240 lm	98 lm/W	0 9 0 - 1 L 2 6 <input checked="" type="checkbox"/> G <input checked="" type="checkbox"/> ■ 0 1

**WALLWASHER CRI ≥ 90**


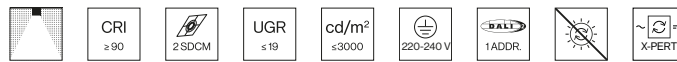
SYSTEM	COLOUR TEMP.	LUM. FLUX	EFFICACY	ORDER CODE
12.6 W	2700 K	914 lm	73 lm/W	0 9 0 - 1 L 2 4 <input checked="" type="checkbox"/> A <input checked="" type="checkbox"/> ■ 0 0 1
	3000 K	974 lm	77 lm/W	0 9 0 - 1 L 2 5 <input checked="" type="checkbox"/> A <input checked="" type="checkbox"/> ■ 0 0 1
	4000 K	1050 lm	83 lm/W	0 9 0 - 1 L 2 6 <input checked="" type="checkbox"/> A <input checked="" type="checkbox"/> ■ 0 0 1

**WALL FLOOR CORRIDOR CRI ≥ 90**

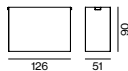
SYSTEM	COLOUR TEMP.	LUM. FLUX	EFFICACY	ORDER CODE
12.6 W	2700 K	953 lm	76 lm/W	0 9 0 - 1 L 2 4 <input checked="" type="checkbox"/> W <input checked="" type="checkbox"/> ■ 0 1
	3000 K	1020 lm	81 lm/W	0 9 0 - 1 L 2 5 <input checked="" type="checkbox"/> W <input checked="" type="checkbox"/> ■ 0 1
	4000 K	1090 lm	87 lm/W	0 9 0 - 1 L 2 6 <input checked="" type="checkbox"/> W <input checked="" type="checkbox"/> ■ 0 1

**WALL FLOOR CRI ≥ 90**

SYSTEM	COLOUR TEMP.	LUM. FLUX	EFFICACY	ORDER CODE
12.6 W	2700 K	953 lm	76 lm/W	0 9 0 - 1 L 2 4 <input checked="" type="checkbox"/> W <input checked="" type="checkbox"/> ■ 0 2
	3000 K	1020 lm	81 lm/W	0 9 0 - 1 L 2 5 <input checked="" type="checkbox"/> W <input checked="" type="checkbox"/> ■ 0 2
	4000 K	1090 lm	87 lm/W	0 9 0 - 1 L 2 6 <input checked="" type="checkbox"/> W <input checked="" type="checkbox"/> ■ 0 2

**UNICO L3 basic high efficient ceiling****FLOOD ROUND 46°, CRI ≥ 90**

SYSTEM	COLOUR TEMP.	LUM. FLUX	EFFICACY	ORDER CODE
14.5 W	2700 K	1640 lm	113 lm/W	0 9 0 - 1 L 3 9 <input checked="" type="checkbox"/> C <input checked="" type="checkbox"/> ■ 1 1
	3000 K	1640 lm	113 lm/W	0 9 0 - 1 L 3 0 <input checked="" type="checkbox"/> C <input checked="" type="checkbox"/> ■ 1 1
	3500 K	1710 lm	118 lm/W	0 9 0 - 1 L 3 2 <input checked="" type="checkbox"/> C <input checked="" type="checkbox"/> ■ 1 1
	4000 K	1740 lm	120 lm/W	0 9 0 - 1 L 3 1 <input checked="" type="checkbox"/> C <input checked="" type="checkbox"/> ■ 1 1

**WIDE FLOOD ROUND 71°, CRI ≥ 90**

SYSTEM	COLOUR TEMP.	LUM. FLUX	EFFICACY	ORDER CODE
14.5 W	2700 K	1680 lm	116 lm/W	0 9 0 - 1 L 3 9 <input checked="" type="checkbox"/> D <input checked="" type="checkbox"/> ■ 1 1
	3000 K	1680 lm	116 lm/W	0 9 0 - 1 L 3 0 <input checked="" type="checkbox"/> D <input checked="" type="checkbox"/> ■ 1 1
	3500 K	1760 lm	121 lm/W	0 9 0 - 1 L 3 2 <input checked="" type="checkbox"/> D <input checked="" type="checkbox"/> ■ 1 1
	4000 K	1790 lm	123 lm/W	0 9 0 - 1 L 3 1 <input checked="" type="checkbox"/> D <input checked="" type="checkbox"/> ■ 1 1

**Order options**

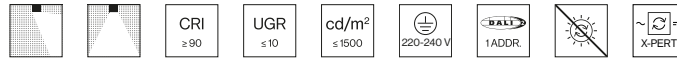
CONTROL		COLOUR		REFLECTOR	
non DIM	1	gold dust RAL 260-M	9	black	B
DALI-2	3	jet black RAL 9005	B	chrome	0
		white aluminium RAL 9006	G		
		traffic white RAL 9016	W		

**FLOOD SQUARE 54°, CRI ≥ 90**

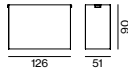
SYSTEM	COLOUR TEMP.	LUM. FLUX	EFFICACY	ORDER CODE
14.5 W	2700 K	1720 lm	119 lm/W	0 9 0 - 1 L 3 9 <input checked="" type="checkbox"/> F <input checked="" type="checkbox"/> 1 1
	3000 K	1720 lm	119 lm/W	0 9 0 - 1 L 3 0 <input checked="" type="checkbox"/> F <input checked="" type="checkbox"/> 1 1
	3500 K	1790 lm	123 lm/W	0 9 0 - 1 L 3 2 <input checked="" type="checkbox"/> F <input checked="" type="checkbox"/> 1 1
	4000 K	1830 lm	126 lm/W	0 9 0 - 1 L 3 1 <input checked="" type="checkbox"/> F <input checked="" type="checkbox"/> 1 1

**WIDE FLOOD SQUARE 71°, CRI ≥ 90**

SYSTEM	COLOUR TEMP.	LUM. FLUX	EFFICACY	ORDER CODE
14.5 W	2700 K	1770 lm	122 lm/W	0 9 0 - 1 L 3 9 <input checked="" type="checkbox"/> G <input checked="" type="checkbox"/> 1 1
	3000 K	1770 lm	122 lm/W	0 9 0 - 1 L 3 0 <input checked="" type="checkbox"/> G <input checked="" type="checkbox"/> 1 1
	3500 K	1840 lm	127 lm/W	0 9 0 - 1 L 3 2 <input checked="" type="checkbox"/> G <input checked="" type="checkbox"/> 1 1
	4000 K	1880 lm	130 lm/W	0 9 0 - 1 L 3 1 <input checked="" type="checkbox"/> G <input checked="" type="checkbox"/> 1 1

**UNICO L3 basic ceiling****SPOT ROUND 15°, CRI ≥ 90**

SYSTEM	COLOUR TEMP.	LUM. FLUX	EFFICACY	ORDER CODE
17.9 W	2700 K	993 lm	55 lm/W	0 9 0 - 1 L 3 4 <input checked="" type="checkbox"/> K <input checked="" type="checkbox"/> 0 0 1
	3000 K	1060 lm	59 lm/W	0 9 0 - 1 L 3 5 <input checked="" type="checkbox"/> K <input checked="" type="checkbox"/> 0 0 1
	4000 K	1140 lm	64 lm/W	0 9 0 - 1 L 3 6 <input checked="" type="checkbox"/> K <input checked="" type="checkbox"/> 0 0 1

**NARROW MEDIUM ROUND 22°, CRI ≥ 90**

SYSTEM	COLOUR TEMP.	LUM. FLUX	EFFICACY	ORDER CODE
17.9 W	2700 K	1010 lm	56 lm/W	0 9 0 - 1 L 3 4 <input checked="" type="checkbox"/> N <input checked="" type="checkbox"/> 0 0 1
	3000 K	1080 lm	60 lm/W	0 9 0 - 1 L 3 5 <input checked="" type="checkbox"/> N <input checked="" type="checkbox"/> 0 0 1
	4000 K	1150 lm	64 lm/W	0 9 0 - 1 L 3 6 <input checked="" type="checkbox"/> N <input checked="" type="checkbox"/> 0 0 1

**MEDIUM ROUND 33°, CRI ≥ 90**

SYSTEM	COLOUR TEMP.	LUM. FLUX	EFFICACY	ORDER CODE
17.9 W	2700 K	1350 lm	75 lm/W	0 9 0 - 1 L 3 4 <input checked="" type="checkbox"/> B <input checked="" type="checkbox"/> 0 0 1
	3000 K	1440 lm	80 lm/W	0 9 0 - 1 L 3 5 <input checked="" type="checkbox"/> B <input checked="" type="checkbox"/> 0 0 1
	4000 K	1540 lm	86 lm/W	0 9 0 - 1 L 3 6 <input checked="" type="checkbox"/> B <input checked="" type="checkbox"/> 0 0 1

**FLOOD ROUND 49°, CRI ≥ 90**

SYSTEM	COLOUR TEMP.	LUM. FLUX	EFFICACY	ORDER CODE
17.9 W	2700 K	1550 lm	87 lm/W	0 9 0 - 1 L 3 4 <input checked="" type="checkbox"/> C <input checked="" type="checkbox"/> 0 0 1
	3000 K	1650 lm	92 lm/W	0 9 0 - 1 L 3 5 <input checked="" type="checkbox"/> C <input checked="" type="checkbox"/> 0 0 1
	4000 K	1770 lm	99 lm/W	0 9 0 - 1 L 3 6 <input checked="" type="checkbox"/> C <input checked="" type="checkbox"/> 0 0 1

**Order options**

CONTROL		COLOUR		REFLECTOR	
non DIM	1	gold dust RAL 260-M	9	black	B
DALI-2	3	jet black RAL 9005	B	chrome	0
		white aluminium RAL 9006	G		
		traffic white RAL 9016	W		

**WIDE FLOOD ROUND 72°, CRI ≥ 90**

SYSTEM	COLOUR TEMP.	LUM. FLUX	EFFICACY	ORDER CODE
17.9 W	2700 K	1540 lm	86 lm/W	0 9 0 - 1 L 3 4 <input checked="" type="checkbox"/> D <input checked="" type="checkbox"/> 0 1
	3000 K	1640 lm	92 lm/W	0 9 0 - 1 L 3 5 <input checked="" type="checkbox"/> D <input checked="" type="checkbox"/> 0 1
	4000 K	1760 lm	98 lm/W	0 9 0 - 1 L 3 6 <input checked="" type="checkbox"/> D <input checked="" type="checkbox"/> 0 1

**MEDIUM SQUARE 32°, CRI ≥ 90**

SYSTEM	COLOUR TEMP.	LUM. FLUX	EFFICACY	ORDER CODE
17.9 W	2700 K	1330 lm	74 lm/W	0 9 0 - 1 L 3 4 <input checked="" type="checkbox"/> E <input checked="" type="checkbox"/> 0 1
	3000 K	1410 lm	79 lm/W	0 9 0 - 1 L 3 5 <input checked="" type="checkbox"/> E <input checked="" type="checkbox"/> 0 1
	4000 K	1520 lm	85 lm/W	0 9 0 - 1 L 3 6 <input checked="" type="checkbox"/> E <input checked="" type="checkbox"/> 0 1

**FLOOD SQUARE 56°, CRI ≥ 90**

SYSTEM	COLOUR TEMP.	LUM. FLUX	EFFICACY	ORDER CODE
17.9 W	2700 K	1580 lm	88 lm/W	0 9 0 - 1 L 3 4 <input checked="" type="checkbox"/> F <input checked="" type="checkbox"/> 0 1
	3000 K	1680 lm	94 lm/W	0 9 0 - 1 L 3 5 <input checked="" type="checkbox"/> F <input checked="" type="checkbox"/> 0 1
	4000 K	1800 lm	101 lm/W	0 9 0 - 1 L 3 6 <input checked="" type="checkbox"/> F <input checked="" type="checkbox"/> 0 1

**WIDE FLOOD SQUARE 71°, CRI ≥ 90**

SYSTEM	COLOUR TEMP.	LUM. FLUX	EFFICACY	ORDER CODE
17.9 W	2700 K	1620 lm	91 lm/W	0 9 0 - 1 L 3 4 <input checked="" type="checkbox"/> G <input checked="" type="checkbox"/> 0 1
	3000 K	1730 lm	97 lm/W	0 9 0 - 1 L 3 5 <input checked="" type="checkbox"/> G <input checked="" type="checkbox"/> 0 1
	4000 K	1850 lm	103 lm/W	0 9 0 - 1 L 3 6 <input checked="" type="checkbox"/> G <input checked="" type="checkbox"/> 0 1

**WALLWASHER CRI ≥ 90**

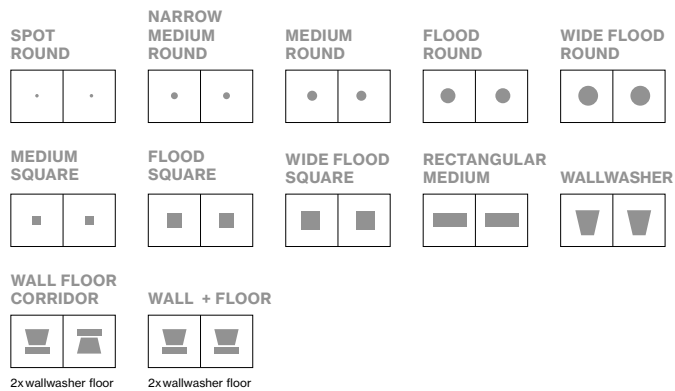
SYSTEM	COLOUR TEMP.	LUM. FLUX	EFFICACY	ORDER CODE
17.9 W	2700 K	1370 lm	77 lm/W	0 9 0 - 1 L 3 4 <input checked="" type="checkbox"/> A <input checked="" type="checkbox"/> 0 0 1
	3000 K	1460 lm	82 lm/W	0 9 0 - 1 L 3 5 <input checked="" type="checkbox"/> A <input checked="" type="checkbox"/> 0 0 1
	4000 K	1570 lm	88 lm/W	0 9 0 - 1 L 3 6 <input checked="" type="checkbox"/> A <input checked="" type="checkbox"/> 0 0 1

**Order options**

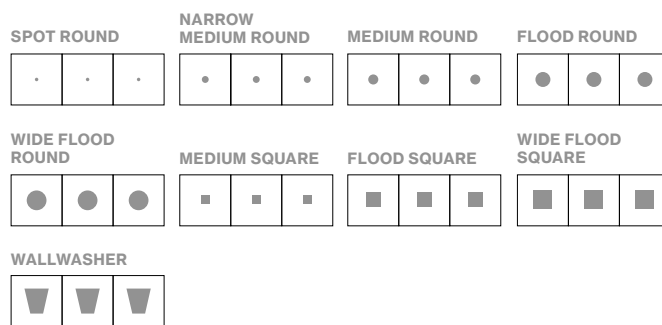
CONTROL		COLOUR		REFLECTOR	
non DIM	1	gold dust RAL 260-M	9	black	B
DALI-2	3	jet black RAL 9005	B	chrome	0
		white aluminium RAL 9006	G		
		traffic white RAL 9016	W		

## Planning Information

### L2 CEILING



### L3 CEILING



### Order options

<b>CONTROL</b>	<input type="checkbox"/>	<b>COLOUR</b>	<input checked="" type="checkbox"/>	<b>REFLECTOR</b>	<input type="checkbox"/>
non DIM	1	gold dust RAL 260-M	9	black	B
DALI-2	3	jet black RAL 9005	B	chrome	0
		white aluminium RAL 9006	G		
		traffic white RAL 9016	W		

# Office S3 Architecten, Mechelen

Bélgica

**Arquitecto**  
S3 Architecten

**Fotografía**  
Kris Dekeijser



## Productos utilizados



UNICO L4 / L6 ceiling



UNICO L2 / L3 ceiling



UNICO L4 / L6 basic ceiling



UNICO L2 / L3 basic ceiling



TULA suspended



L10 OFFICE MOVE IT 45



SPOTLINE MOVE IT 25



MOVE IT 25 surface / suspended system



JUST 45 MOVE IT 25 / 25 S / 45



MOVE IT 45 surface / suspended system





