



SPADO 100 / 150 round

recessed

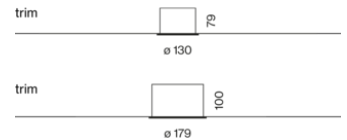
EN Round or square luminaire housing in die-cast aluminium; with trim; suitable for ceiling thickness of 2-25mm; surface powder coated; installation without tools using snap spring closure; reflector made of polycarbonate, polished chrome; symmetric radiation characteristic; lighting level recessed; energy-efficient LEDs with very good colour rendering; external converter for ceiling insertion, for through-wiring suitable; operating device suitable for use with a central battery system

ES Cuerpo de lámpara redondo o cuadrado de fundición de aluminio; con marco; para instalación en techos de 2-25 mm de grosor; superficie con recubrimiento de pintura en polvo; sencilla instalación sin herramientas mediante un enganche elástico; reflector de policarbonato, acabado en cromo pulido; característica de emisión simétrica; lámpara retrasada; LEDs de alta eficiencia que proporcionan una alta reproducción cromática; convertidor externo para inserción en el techo, adecuado para cableado pasante; unidad de control apropiada para el funcionamiento en un sistema de batería central

Quickinfo

3000 K, 4000 K
 CRI \geq 80 / 3 SDCM (initial MacAdam)
 UGR \leq 19
 hasta 116 lm/W
 L80 / 50000 h, L90 / 50000 h
 DALI-2, non attenuable
 front IP44, back IP20

Types



Color



Distribución luminosa




DiA® standards
 251, 252, 253



glare control
 (UGR \leq 19)



splash water protection
 (IP44)

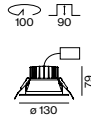


SPADO 100 round downlight trim



WIDE FLOOD 49°, traffic white, CRI ≥ 80

SYSTEM	COLOUR TEMP.	LUM. FLUX	EFFICACY	ORDER CODE
9.3 W	3000 K	934 lm	100 lm/W	0 4 9 - 3 1 1 1 5 \blacklozenge 7 0
	4000 K	989 lm	106 lm/W	0 4 9 - 3 1 1 1 6 \blacklozenge 7 0

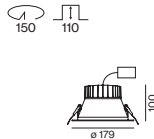


SPADO 150 round downlight trim



WIDE FLOOD 52°, traffic white, CRI ≥ 80

SYSTEM	COLOUR TEMP.	LUM. FLUX	EFFICACY	ORDER CODE
16.4 W	3000 K	1810 lm	110 lm/W	0 4 9 - 3 1 2 1 5 \blacklozenge 7 0
	4000 K	1910 lm	116 lm/W	0 4 9 - 3 1 2 1 6 \blacklozenge 7 0
27.5 W	3000 K	2950 lm	107 lm/W	0 4 9 - 3 1 2 3 5 \blacklozenge 7 0
	4000 K	3130 lm	114 lm/W	0 4 9 - 3 1 2 3 6 \blacklozenge 7 0



Mounting accessories (optional)

EXPOSED CONCRETE MOUNTING HOUSING

L-W-H (mm)	ORDER CODE
295-295-160	0 4 9 - 3 1 9 1 2 1 0

for SPADO 150 round

PRIMED CONCRETE MOUNTING HOUSING

L-W (mm)	ORDER CODE
310-170	0 4 9 - 3 1 9 1 4 1 0

Order options

CONTROL	\blacklozenge	COLOUR	
non DIM	1	traffic white	RAL 9016
DALI-2	3		