



## UNICO L2 / L3 basic

recessed

**EN** Rectangular recessed multi-downlight made of die-cast aluminium; equipped with two (L2) / three (L3) individually selectable or pre-specified, customised light elements; installation without tools in mounting set with ball catch system; easy electrical installation by means of reverse polarity protected plug-in connections; suitable for ceiling thickness of 2-25 mm; surface powder coated; installation possible in different housings; high-quality reflector with micro-faceted, aluminum-vaporised surface; precise radiation characteristic with different symmetrical light distributions; or with asymmetric light distribution; energy-efficient high power LEDs with very good colour rendering; clank-free

**ES** Luz múltiple empotrable descendente rectangular para montar, de aluminio de colada a presión; equipada con dos (L2) / tres (L3) sistemas de lentes elegibles individualmente o de definición fija, específicos para la aplicación; instalación sin herramientas mediante kit de montaje con sistema inserción de bola; montaje eléctrico sencillo con conexión enchufable protegida contra la polarización inversa; apropiada para espesores de techo de 2-25 mm; superficie con recubrimiento de pintura en polvo; posibilidad de instalar distintas carcasas; reflector de alta calidad con superficie de múltiples facetas revestida con aluminio por vaporización; proyección precisa con varias distribuciones de la luz distintas simétricas; o con distribución de luz asimétrica; LEDs de alta eficiencia que proporcionan una alta reproducción cromática; sin reverberación

### Quickinfo

2700 K, 3000 K, 3500 K, 4000 K  
 CRI  $\geq$  90 / 2 SDCM (initial MacAdam), 3 SDCM (initial MacAdam)  
 UGR  $\leq$  10, UGR  $\leq$  16, UGR  $\leq$  19 hasta 130 lm/W  
 L85 / 50000 h, L90 / 50000 h  
 DALI-2, non attenuable  
 front IP20

### Types

trim  
 138x63  
 101x63

trimless  
 122x47  
 85x47

### Color



### Set de montaje



### Distribución luminosa



DiiA® standards  
 251, 252, 253



one luminaire  
 multiple scenes




plug / socket  
 connector



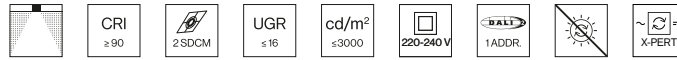
black & gold  
 reflector  
 (optional)



tunable white  
 2700 – 5000 K  
 (optional)



### UNICO L2 basic high efficient



#### FLOOD ROUND 46°, CRI ≥ 90

SYSTEM	COLOUR TEMP.	LUM. FLUX	EFFICACY	ORDER CODE
6.0 W	2700 K	663 lm	111 lm/W	0 9 0 - 7 L 2 9 ◆ C 0 ■ 3 1
	3000 K	663 lm	111 lm/W	0 9 0 - 7 L 2 0 ◆ C 0 ■ 3 1
	3500 K	690 lm	115 lm/W	0 9 0 - 7 L 2 2 ◆ C 0 ■ 3 1
	4000 K	704 lm	117 lm/W	0 9 0 - 7 L 2 1 ◆ C 0 ■ 3 1



#### WIDE FLOOD ROUND 71°, CRI ≥ 90

SYSTEM	COLOUR TEMP.	LUM. FLUX	EFFICACY	ORDER CODE
6.0 W	2700 K	682 lm	114 lm/W	0 9 0 - 7 L 2 9 ◆ D 0 ■ 3 1
	3000 K	682 lm	114 lm/W	0 9 0 - 7 L 2 0 ◆ D 0 ■ 3 1
	3500 K	710 lm	118 lm/W	0 9 0 - 7 L 2 2 ◆ D 0 ■ 3 1
	4000 K	724 lm	121 lm/W	0 9 0 - 7 L 2 1 ◆ D 0 ■ 3 1

#### FLOOD SQUARE 54°, CRI ≥ 90

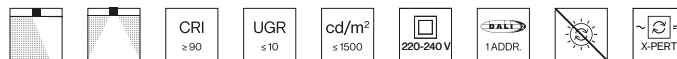
SYSTEM	COLOUR TEMP.	LUM. FLUX	EFFICACY	ORDER CODE
6.0 W	2700 K	696 lm	116 lm/W	0 9 0 - 7 L 2 9 ◆ F 0 ■ 3 1
	3000 K	696 lm	116 lm/W	0 9 0 - 7 L 2 0 ◆ F 0 ■ 3 1
	3500 K	725 lm	121 lm/W	0 9 0 - 7 L 2 2 ◆ F 0 ■ 3 1
	4000 K	740 lm	123 lm/W	0 9 0 - 7 L 2 1 ◆ F 0 ■ 3 1

#### WIDE FLOOD SQUARE 71°, CRI ≥ 90

SYSTEM	COLOUR TEMP.	LUM. FLUX	EFFICACY	ORDER CODE
6.0 W	2700 K	715 lm	119 lm/W	0 9 0 - 7 L 2 9 ◆ G 0 ■ 3 1
	3000 K	715 lm	119 lm/W	0 9 0 - 7 L 2 0 ◆ G 0 ■ 3 1
	3500 K	745 lm	124 lm/W	0 9 0 - 7 L 2 2 ◆ G 0 ■ 3 1
	4000 K	760 lm	127 lm/W	0 9 0 - 7 L 2 1 ◆ G 0 ■ 3 1



### UNICO L2 basic



#### SPOT ROUND 15°, chrome reflector, CRI ≥ 90

SYSTEM	COLOUR TEMP.	LUM. FLUX	EFFICACY	ORDER CODE
7.3 W	2700 K	408 lm	56 lm/W	0 9 0 - 7 L 2 4 ◆ K 0 0 2 1
	3000 K	435 lm	60 lm/W	0 9 0 - 7 L 2 5 ◆ K 0 0 2 1
	4000 K	467 lm	64 lm/W	0 9 0 - 7 L 2 6 ◆ K 0 0 2 1



#### Order options

CONTROL	◆	COLOUR	■	COLOUR
non DIM	1	black reflector	B	jet black RAL 9005
DALI-2	3	chrome reflector	O	traffic white RAL 9016

**NARROW MEDIUM ROUND 22°, chrome reflector, CRI ≥ 90**

SYSTEM	COLOUR TEMP.	LUM. FLUX	EFFICACY	ORDER CODE
7.3 W	2700 K	415 lm	57 lm/W	0 9 0 - 7 L 2 4 <input checked="" type="checkbox"/> N 0 0 2 1
	3000 K	442 lm	61 lm/W	0 9 0 - 7 L 2 5 <input checked="" type="checkbox"/> N 0 0 2 1
	4000 K	475 lm	65 lm/W	0 9 0 - 7 L 2 6 <input checked="" type="checkbox"/> N 0 0 2 1

**MEDIUM ROUND 33°, CRI ≥ 90**

SYSTEM	COLOUR TEMP.	LUM. FLUX	EFFICACY	ORDER CODE
7.3 W	2700 K	555 lm	76 lm/W	0 9 0 - 7 L 2 4 <input checked="" type="checkbox"/> B 0 <input checked="" type="checkbox"/> 2 1
	3000 K	591 lm	81 lm/W	0 9 0 - 7 L 2 5 <input checked="" type="checkbox"/> B 0 <input checked="" type="checkbox"/> 2 1
	4000 K	634 lm	87 lm/W	0 9 0 - 7 L 2 6 <input checked="" type="checkbox"/> B 0 <input checked="" type="checkbox"/> 2 1

**FLOOD ROUND 49°, CRI ≥ 90**

SYSTEM	COLOUR TEMP.	LUM. FLUX	EFFICACY	ORDER CODE
7.3 W	2700 K	638 lm	87 lm/W	0 9 0 - 7 L 2 4 <input checked="" type="checkbox"/> C 0 <input checked="" type="checkbox"/> 2 1
	3000 K	680 lm	93 lm/W	0 9 0 - 7 L 2 5 <input checked="" type="checkbox"/> C 0 <input checked="" type="checkbox"/> 2 1
	4000 K	729 lm	100 lm/W	0 9 0 - 7 L 2 6 <input checked="" type="checkbox"/> C 0 <input checked="" type="checkbox"/> 2 1

**WIDE FLOOD ROUND 72°, CRI ≥ 90**

SYSTEM	COLOUR TEMP.	LUM. FLUX	EFFICACY	ORDER CODE
7.3 W	2700 K	632 lm	87 lm/W	0 9 0 - 7 L 2 4 <input checked="" type="checkbox"/> D 0 <input checked="" type="checkbox"/> 2 1
	3000 K	673 lm	92 lm/W	0 9 0 - 7 L 2 5 <input checked="" type="checkbox"/> D 0 <input checked="" type="checkbox"/> 2 1
	4000 K	722 lm	99 lm/W	0 9 0 - 7 L 2 6 <input checked="" type="checkbox"/> D 0 <input checked="" type="checkbox"/> 2 1

**MEDIUM SQUARE 32°, CRI ≥ 90**

SYSTEM	COLOUR TEMP.	LUM. FLUX	EFFICACY	ORDER CODE
7.3 W	2700 K	545 lm	75 lm/W	0 9 0 - 7 L 2 4 <input checked="" type="checkbox"/> E 0 <input checked="" type="checkbox"/> 2 1
	3000 K	581 lm	80 lm/W	0 9 0 - 7 L 2 5 <input checked="" type="checkbox"/> E 0 <input checked="" type="checkbox"/> 2 1
	4000 K	623 lm	85 lm/W	0 9 0 - 7 L 2 6 <input checked="" type="checkbox"/> E 0 <input checked="" type="checkbox"/> 2 1

**FLOOD SQUARE 56°, CRI ≥ 90**

SYSTEM	COLOUR TEMP.	LUM. FLUX	EFFICACY	ORDER CODE
7.3 W	2700 K	648 lm	89 lm/W	0 9 0 - 7 L 2 4 <input checked="" type="checkbox"/> F 0 <input checked="" type="checkbox"/> 2 1
	3000 K	691 lm	95 lm/W	0 9 0 - 7 L 2 5 <input checked="" type="checkbox"/> F 0 <input checked="" type="checkbox"/> 2 1
	4000 K	741 lm	102 lm/W	0 9 0 - 7 L 2 6 <input checked="" type="checkbox"/> F 0 <input checked="" type="checkbox"/> 2 1

**RECTANGULAR MEDIUM 34°x69°, CRI ≥ 90**

SYSTEM	COLOUR TEMP.	LUM. FLUX	EFFICACY	ORDER CODE
7.3 W	2700 K	562 lm	77 lm/W	0 9 0 - 7 L 2 4 <input checked="" type="checkbox"/> R 0 <input checked="" type="checkbox"/> 2 1
	3000 K	600 lm	82 lm/W	0 9 0 - 7 L 2 5 <input checked="" type="checkbox"/> R 0 <input checked="" type="checkbox"/> 2 1
	4000 K	643 lm	88 lm/W	0 9 0 - 7 L 2 6 <input checked="" type="checkbox"/> R 0 <input checked="" type="checkbox"/> 2 1

**Order options**

CONTROL	<input checked="" type="checkbox"/>	COLOUR	<input checked="" type="checkbox"/>	COLOUR	
non DIM	1	black reflector	B	jet black	RAL 9005
DALI-2	3	chrome reflector	0	traffic white	RAL 9016

**WIDE FLOOD SQUARE 71°, CRI ≥ 90**

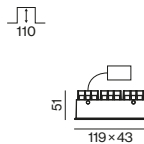

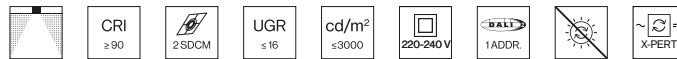
SYSTEM	COLOUR TEMP.	LUM. FLUX	EFFICACY	ORDER CODE
7.3 W	2700 K	666 lm	91 lm/W	0 9 0 - 7 L 2 4 ◆ G 0 ■ 2 1
	3000 K	710 lm	97 lm/W	0 9 0 - 7 L 2 5 ◆ G 0 ■ 2 1
	4000 K	762 lm	104 lm/W	0 9 0 - 7 L 2 6 ◆ G 0 ■ 2 1

**WALLWASHER chrome reflector, CRI ≥ 90**

SYSTEM	COLOUR TEMP.	LUM. FLUX	EFFICACY	ORDER CODE
7.3 W	2700 K	564 lm	77 lm/W	0 9 0 - 7 L 2 4 ◆ A 0 0 2 2
	3000 K	601 lm	82 lm/W	0 9 0 - 7 L 2 5 ◆ A 0 0 2 2
	4000 K	645 lm	88 lm/W	0 9 0 - 7 L 2 6 ◆ A 0 0 2 2

**WALL FLOOR CRI ≥ 90**

SYSTEM	COLOUR TEMP.	LUM. FLUX	EFFICACY	ORDER CODE
7.3 W	2700 K	588 lm	81 lm/W	0 9 0 - 7 L 2 4 ◆ W 0 ■ 2 2
	3000 K	627 lm	86 lm/W	0 9 0 - 7 L 2 5 ◆ W 0 ■ 2 2
	4000 K	672 lm	92 lm/W	0 9 0 - 7 L 2 6 ◆ W 0 ■ 2 2

**UNICO L3 basic high efficient****FLOOD ROUND 46°, CRI ≥ 90**

SYSTEM	COLOUR TEMP.	LUM. FLUX	EFFICACY	ORDER CODE
8.8 W	2700 K	994 lm	113 lm/W	0 9 0 - 7 L 3 9 ◆ C 0 ■ 3 1
	3000 K	994 lm	113 lm/W	0 9 0 - 7 L 3 0 ◆ C 0 ■ 3 1
	3500 K	1040 lm	118 lm/W	0 9 0 - 7 L 3 2 ◆ C 0 ■ 3 1
	4000 K	1060 lm	120 lm/W	0 9 0 - 7 L 3 1 ◆ C 0 ■ 3 1

**WIDE FLOOD ROUND 71°, CRI ≥ 90**

SYSTEM	COLOUR TEMP.	LUM. FLUX	EFFICACY	ORDER CODE
8.8 W	2700 K	1020 lm	116 lm/W	0 9 0 - 7 L 3 9 ◆ D 0 ■ 3 1
	3000 K	1020 lm	116 lm/W	0 9 0 - 7 L 3 0 ◆ D 0 ■ 3 1
	3500 K	1070 lm	122 lm/W	0 9 0 - 7 L 3 2 ◆ D 0 ■ 3 1
	4000 K	1090 lm	124 lm/W	0 9 0 - 7 L 3 1 ◆ D 0 ■ 3 1

**FLOOD SQUARE 54°, CRI ≥ 90**

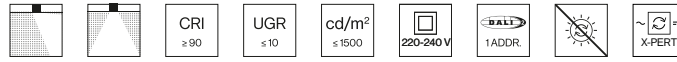
SYSTEM	COLOUR TEMP.	LUM. FLUX	EFFICACY	ORDER CODE
8.8 W	2700 K	1040 lm	118 lm/W	0 9 0 - 7 L 3 9 ◆ F 0 ■ 3 1
	3000 K	1040 lm	118 lm/W	0 9 0 - 7 L 3 0 ◆ F 0 ■ 3 1
	3500 K	1090 lm	124 lm/W	0 9 0 - 7 L 3 2 ◆ F 0 ■ 3 1
	4000 K	1110 lm	126 lm/W	0 9 0 - 7 L 3 1 ◆ F 0 ■ 3 1

**Order options**

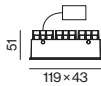
CONTROL	◆ COLOUR	■ COLOUR	
non DIM	1 black reflector	B jet black	RAL 9005
DALI-2	3 chrome reflector	O traffic white	RAL 9016

**WIDE FLOOD SQUARE 71°, CRI ≥ 90**

SYSTEM	COLOUR TEMP.	LUM. FLUX	EFFICACY	ORDER CODE
8.8 W	2700 K	1070 lm	122 lm/W	0 9 0 - 7 L 3 9 ◆ G 0 ■ 3 1
	3000 K	1070 lm	122 lm/W	0 9 0 - 7 L 3 0 ◆ G 0 ■ 3 1
	3500 K	1120 lm	127 lm/W	0 9 0 - 7 L 3 2 ◆ G 0 ■ 3 1
	4000 K	1140 lm	130 lm/W	0 9 0 - 7 L 3 1 ◆ G 0 ■ 3 1

**UNICO L3 basic****SPOT ROUND 15°, chrome reflector, CRI ≥ 90**

SYSTEM	COLOUR TEMP.	LUM. FLUX	EFFICACY	ORDER CODE
9.8 W	2700 K	585 lm	60 lm/W	0 9 0 - 7 L 3 4 ◆ K 0 0 2 1
	3000 K	623 lm	64 lm/W	0 9 0 - 7 L 3 5 ◆ K 0 0 2 1
	4000 K	669 lm	68 lm/W	0 9 0 - 7 L 3 6 ◆ K 0 0 2 1

**NARROW MEDIUM ROUND 22°, chrome reflector, CRI ≥ 90**

SYSTEM	COLOUR TEMP.	LUM. FLUX	EFFICACY	ORDER CODE
9.8 W	2700 K	594 lm	61 lm/W	0 9 0 - 7 L 3 4 ◆ N 0 0 2 1
	3000 K	633 lm	65 lm/W	0 9 0 - 7 L 3 5 ◆ N 0 0 2 1
	4000 K	680 lm	69 lm/W	0 9 0 - 7 L 3 6 ◆ N 0 0 2 1

**MEDIUM ROUND 33°, CRI ≥ 90**

SYSTEM	COLOUR TEMP.	LUM. FLUX	EFFICACY	ORDER CODE
9.8 W	2700 K	794 lm	81 lm/W	0 9 0 - 7 L 3 4 ◆ B 0 ■ 2 1
	3000 K	847 lm	86 lm/W	0 9 0 - 7 L 3 5 ◆ B 0 ■ 2 1
	4000 K	908 lm	93 lm/W	0 9 0 - 7 L 3 6 ◆ B 0 ■ 2 1

**FLOOD ROUND 49°, CRI ≥ 90**

SYSTEM	COLOUR TEMP.	LUM. FLUX	EFFICACY	ORDER CODE
9.8 W	2700 K	913 lm	93 lm/W	0 9 0 - 7 L 3 4 ◆ C 0 ■ 2 1
	3000 K	974 lm	99 lm/W	0 9 0 - 7 L 3 5 ◆ C 0 ■ 2 1
	4000 K	1040 lm	106 lm/W	0 9 0 - 7 L 3 6 ◆ C 0 ■ 2 1

**WIDE FLOOD ROUND 72°, CRI ≥ 90**

SYSTEM	COLOUR TEMP.	LUM. FLUX	EFFICACY	ORDER CODE
9.8 W	2700 K	905 lm	92 lm/W	0 9 0 - 7 L 3 4 ◆ D 0 ■ 2 1
	3000 K	964 lm	98 lm/W	0 9 0 - 7 L 3 5 ◆ D 0 ■ 2 1
	4000 K	1030 lm	105 lm/W	0 9 0 - 7 L 3 6 ◆ D 0 ■ 2 1

**Order options**

CONTROL	◆	COLOUR	■	COLOUR	
non DIM	1	black reflector	B	jet black	RAL 9005
DALI-2	3	chrome reflector	0	traffic white	RAL 9016

**MEDIUM SQUARE 32°, CRI ≥ 90**

SYSTEM	COLOUR TEMP.	LUM. FLUX	EFFICACY	ORDER CODE
9.8 W	2700 K	781 lm	80 lm/W	0 9 0 - 7 L 3 4 ◆ E 0 ■ 2 1
	3000 K	832 lm	85 lm/W	0 9 0 - 7 L 3 5 ◆ E 0 ■ 2 1
	4000 K	893 lm	91 lm/W	0 9 0 - 7 L 3 6 ◆ E 0 ■ 2 1

**FLOOD SQUARE 56°, CRI ≥ 90**

SYSTEM	COLOUR TEMP.	LUM. FLUX	EFFICACY	ORDER CODE
9.8 W	2700 K	929 lm	95 lm/W	0 9 0 - 7 L 3 4 ◆ F 0 ■ 2 1
	3000 K	990 lm	101 lm/W	0 9 0 - 7 L 3 5 ◆ F 0 ■ 2 1
	4000 K	1060 lm	108 lm/W	0 9 0 - 7 L 3 6 ◆ F 0 ■ 2 1

**WIDE FLOOD SQUARE 71°, CRI ≥ 90**

SYSTEM	COLOUR TEMP.	LUM. FLUX	EFFICACY	ORDER CODE
9.8 W	2700 K	954 lm	97 lm/W	0 9 0 - 7 L 3 4 ◆ G 0 ■ 2 1
	3000 K	1020 lm	104 lm/W	0 9 0 - 7 L 3 5 ◆ G 0 ■ 2 1
	4000 K	1090 lm	111 lm/W	0 9 0 - 7 L 3 6 ◆ G 0 ■ 2 1

**WALLWASHER chrome reflector, CRI ≥ 90**

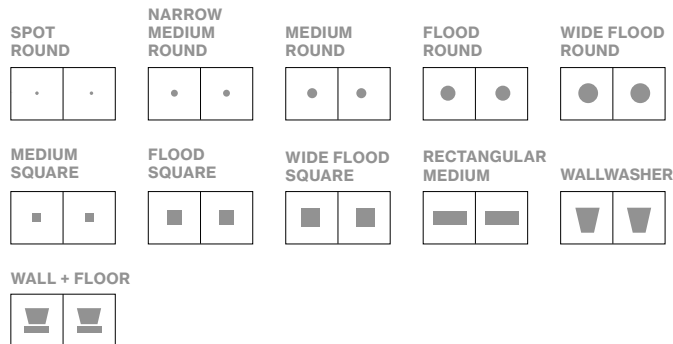
SYSTEM	COLOUR TEMP.	LUM. FLUX	EFFICACY	ORDER CODE
9.8 W	2700 K	807 lm	82 lm/W	0 9 0 - 7 L 3 4 ◆ A 0 0 2 1
	3000 K	861 lm	88 lm/W	0 9 0 - 7 L 3 5 ◆ A 0 0 2 1
	4000 K	924 lm	94 lm/W	0 9 0 - 7 L 3 6 ◆ A 0 0 2 1

**Order options**

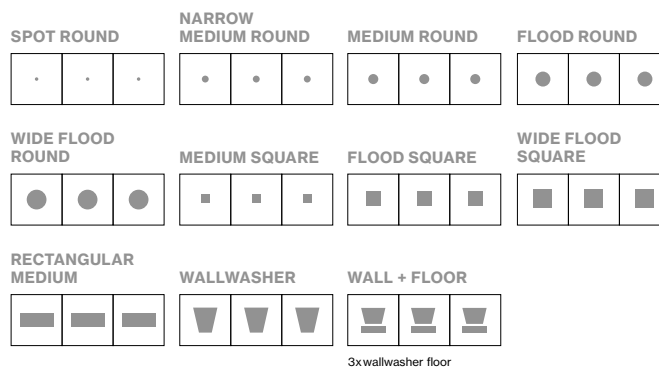
CONTROL	◆	COLOUR	■	COLOUR	
non DIM	1	black reflector	B	jet black	RAL 9005
DALI-2	3	chrome reflector	O	traffic white	RAL 9016

## Planning Information

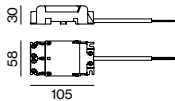
### L2 RECESSED



### L3 RECESSED



## Electrical mounting accessories (optional)

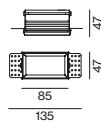


### THROUGH WIRING CONNECTION BOX

TYPE	L-W-H (mm)	ORDER CODE
non DIM cable $\varnothing$ 4 – 12 mm	105-58-30	0 0 5 - 2 5 3 1 1 1 0
DALI cable $\varnothing$ 4 – 12 mm	105-58-30	0 0 5 - 2 5 5 1 1 1 0

Linect®-Ready

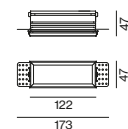
## Mounting accessories (required)



### MOUNTING SET trimless for plasterboard ceilings

PLASTERBOARD CEILING THICKNESS	L-W-H (mm)	ORDER CODE
12.5/15/20/25 mm	85-47-47	0 9 0 - 7 L 2 0 1 0 0

for UNICO L2 and UNICO wall recessed 1 lamp



### MOUNTING SET trimless for plasterboard ceilings

PLASTERBOARD CEILING THICKNESS	L-W-H (mm)	ORDER CODE
12.5/15/20/25 mm	122-47-47	0 9 0 - 7 L 3 0 1 0 0

for UNICO L3

## Order options

CONTROL	COLOUR	COLOUR	COLOUR
non DIM	1	black reflector	B jet black RAL 9005
DALI-2	3	chrome reflector	0 traffic white RAL 9016

**MOUNTING SET with trim** for intermediate ceilings, 2-25 mm

COLOUR	L-W-H (mm)	ORDER CODE
jet black	101-63-30	0 9 0 - 7 L 2 0 2 0 B
traffic white	101-63-30	0 9 0 - 7 L 2 0 2 0 W

for UNICO L2 and UNICO wall recessed 1 lamp

**MOUNTING SET with trim** for intermediate ceilings, 2-25 mm

COLOUR	L-W-H (mm)	ORDER CODE
jet black	138-63-30	0 9 0 - 7 L 3 0 2 0 B
traffic white	138-63-30	0 9 0 - 7 L 3 0 2 0 W

for UNICO L3

**Order options**

CONTROL		COLOUR		COLOUR	
non DIM	1	black reflector	B	jet black	RAL 9005
DALI-2	3	chrome reflector	0	traffic white	RAL 9016

# Benaki Museum Shop, Navarino Agora

Grecia

**Arquitecto**  
STUDIOLAV and  
Kostantia Manthou

**Fotografía**  
Manos Chatzikonstantis



## Productos utilizados



**UNICO L2 / L3  
recessed**



**UNICO L2 / L3 basic  
recessed**





# Forschungsbau Weltbeziehungen Universität Erfurt

Alemania

**Lighting Design**  
lichtraum

**Fotografía**  
Steven Neukirch  
Fotografie



## Productos utilizados



**UNICO L2 / L3  
recessed**



**LENO surface**



**UNICO L2 / L3 basic  
recessed**

