



## SASSO 60/100 square

ceiling

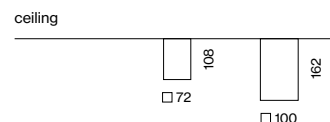
**EN** Square ceiling mounted spotlight made of aluminium, available in 2 sizes; light inset lacquered; housing powder coated; luminaire housing can be attached to mounting plate without tools by interlock; choice of adjustable / fixed symmetric or asymmetric radiation characteristic; variants with sym. radiation characteristic: precise due to high quality lens system; variants with asym. radiation characteristic: high-quality reflector with micro-faceted, aluminum-vaporised surface; COB (Chip on Board) technology for maximum efficiency (ADJUSTABLE and DOWNLIGHT); no multiple shadows; efficient LEDs with very good colour rendering; luminaire for through wiring; converter integrated into spotlight head

**ES** Foco cuadrado de aluminio para montaje en techo en 2 tamaños; inserto lumin. pintado; carcasa con recubr. de polvo; cuerpo luminoso insertable en la placa de montaje por enclavamiento y sin necesidad de herramienta; elección de la característica de radiación; ajustable o fija simétrica o asimétrica; variantes de radiación sim.: precisa con óptica lente alta calidad; variantes de radiación asim.: reflector de alta calidad con superficie microfacetada metaliz. con aluminio; Chip on Board que proporciona una máxima eficiencia (ADJUSTABLE y DOWNLIGHT); no sombras múltiples; LEDs de eficiencia que proporcionan una alta reproducción cromática; luminaria para cableado pasante; driver integrado en el proyector

### Quickinfo

2700 K, 3000 K, 3500 K, 4000 K  
 CRI ≥ 90, 2 SDCM  
 SASSO 60 up to 105 lm/W  
 SASSO 100 up to 101 lm/W  
 L80 @ 50 000 h  
 non DIM, DALI-2

### Types



### Housing colours



### Inset colours



### Light distributions

SASSO 60



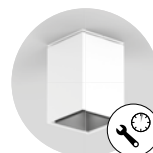
SASSO 100




wallwasher and  
ww floor inset



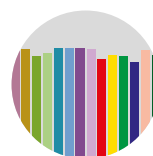
glare control  
(UGR ≤ 16)



easy mounting;  
no visible screws



CWD  
1800–3000 K



CRI ≥ 95  
2 SDCM

## Order options

### COLOUR TEMPERATURE SASSO 60

2700K	9
3000K	0
3500K	2
4000K	1

### COLOUR TEMPERATURE SASSO 100

2700K	4
3000K	5
4000K	6

### CONTROL

non DIM	1
DALI-2	3

### HOUSING COLOUR

<input type="radio"/> traffic white RAL 9016	7
<input checked="" type="radio"/> jet black RAL 9005	1

### INSET COLOUR

<input type="radio"/> traffic white RAL 9016 (UGR $\leq$ 22)	7
<input type="radio"/> matt silver (UGR $\leq$ 19)	4
<input checked="" type="radio"/> jet black RAL 9005 (UGR $\leq$ 16)	1
<input type="radio"/> gold dust RAL 260-M (UGR $\leq$ 19)	9

### BEAM ANGLE SASSO 60

spot 11°	S
medium 21°	M
flood 42°	F
wide flood 54°	W

### BEAM ANGLE SASSO 100

spot 19°	S
medium 34°	M
flood 45°	F
wide flood 65°	W

## Options on request

### COLOUR RENDERING INDEX

CRI $\geq$ 95, 2 SDCM

### COLOUR TEMPERATURE

CWD 1800–3000K

not for WW & WWF version

### BEAM ANGLE SASSO 100

super wide flood 70°



## SASSO 60 square ceiling



### DOWNLIGHT

SYSTEM POWER	COLOUR TEMP.	LUMINOUS FLUX	ORDER CODE
10.2W	2700K	837lm	048-3010
	3000K	868lm	
	3500K	887lm	
	4000K	906lm	

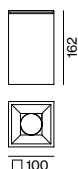


### WALLWASHER

SYSTEM POWER	COLOUR TEMP.	LUMINOUS FLUX	ORDER CODE
9.5W	2700K	593lm	048-3610
	3000K	644lm	
	3500K	644lm	
	4000K	670lm	

### WALLWASHER/FLOOR

SYSTEM POWER	COLOUR TEMP.	LUMINOUS FLUX	ORDER CODE
10.4W	2700K	1010lm	048-3610
	3000K	1060lm	
	3500K	1060lm	
	4000K	1100lm	



## SASSO 100 square ceiling



### ADJUSTABLE

SYSTEM POWER	COLOUR TEMP.	LUMINOUS FLUX	ORDER CODE
20.2W	2700K	1700lm	048-3310
	3000K	1840lm	
	4000K	1980lm	