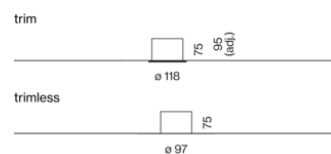


Quickinfo

2700 K, 3000 K, 3500 K, 4000 K,
colour warm dimming 1800 K -
3000 K, tunable white 1800 K -
4000 K, tunable white 2700 K -
6500 K
CRI \geq 90, CRI \geq 92 / 2 SDCM, 3
SDCM
UGR \leq 10, UGR \leq 13, UGR \leq 16,
UGR \leq 19
hasta 127 lm/W
L80 / 50000 h, L85 / 50000 h,
L90 / 50000 h
DALI-2, non attenuable
front IP40, back IP20

Types



Color



Set de montaje



Distribución luminosa

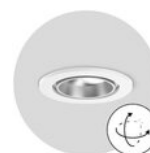


SASSO 100 round adjustable

recessed 1 lamp

EN Round recessed spotlight; installation without tools in mounting set (trimless or with trim) with ball catch system; surface lacquered; installation possible in different housings; light inset rotatable and tiltable; precise radiation characteristic due to high quality lens system; COB (Chip on Board) technology for maximum efficiency; no multiple shadows; efficient LEDs with very good colour rendering

ES Proyector empotrable redondo; instalación sin herramientas mediante kit de montaje (con o sin marco) con sistema inserción de bola; superficie lacada; posibilidad de instalar distintas carcasas; elemento de luz girable e inclinable; proyección precisa con óptica de lente de alta calidad; Chip on Board que proporciona una máxima eficiencia; no sombras múltiples; LEDs de eficiencia que proporcionan una alta reproducción cromática



rotatable 360°,
tiltable 30°



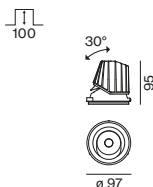

glare control
(UGR \leq 16)



Colour Warm
Dimming 1800
- 3000 K



CRI \geq 95 2
SDCM
(optional)



SASSO 100 round adjustable



SPOT CRI ≥ 90

FIXTURE	COLOUR TEMP.	LUM. FLUX	FIXTURE	ORDER CODE
15.2 W, 450 mA	2700 K	1740 lm	115 lm/W	0 4 8 - 2 7 2 0 9 1 <input checked="" type="checkbox"/> S
	3000 K	1800 lm	118 lm/W	0 4 8 - 2 7 2 0 0 1 <input checked="" type="checkbox"/> S
	3500 K	1840 lm	121 lm/W	0 4 8 - 2 7 2 0 2 1 <input checked="" type="checkbox"/> S
	4000 K	1880 lm	123 lm/W	0 4 8 - 2 7 2 0 1 1 <input checked="" type="checkbox"/> S
22.7 W, 650 mA	2700 K	2400 lm	106 lm/W	0 4 8 - 2 7 2 0 9 1 <input checked="" type="checkbox"/> S
	3000 K	2430 lm	107 lm/W	0 4 8 - 2 7 2 0 0 1 <input checked="" type="checkbox"/> S
	3500 K	2490 lm	110 lm/W	0 4 8 - 2 7 2 0 2 1 <input checked="" type="checkbox"/> S
	4000 K	2550 lm	112 lm/W	0 4 8 - 2 7 2 0 1 1 <input checked="" type="checkbox"/> S

The data values for the luminaire luminous flux may differ for specific order options by -8%. Luminous flux value refers to colour traffic white.

MEDIUM CRI ≥ 90

FIXTURE	COLOUR TEMP.	LUM. FLUX	FIXTURE	ORDER CODE
15.2 W, 450 mA	2700 K	1750 lm	115 lm/W	0 4 8 - 2 7 2 0 9 1 <input checked="" type="checkbox"/> M
	3000 K	1800 lm	118 lm/W	0 4 8 - 2 7 2 0 0 1 <input checked="" type="checkbox"/> M
	3500 K	1840 lm	121 lm/W	0 4 8 - 2 7 2 0 2 1 <input checked="" type="checkbox"/> M
	4000 K	1890 lm	124 lm/W	0 4 8 - 2 7 2 0 1 1 <input checked="" type="checkbox"/> M
22.7 W, 650 mA	2700 K	2410 lm	106 lm/W	0 4 8 - 2 7 2 0 9 1 <input checked="" type="checkbox"/> M
	3000 K	2440 lm	108 lm/W	0 4 8 - 2 7 2 0 0 1 <input checked="" type="checkbox"/> M
	3500 K	2500 lm	110 lm/W	0 4 8 - 2 7 2 0 2 1 <input checked="" type="checkbox"/> M
	4000 K	2560 lm	113 lm/W	0 4 8 - 2 7 2 0 1 1 <input checked="" type="checkbox"/> M
23.8 W, 700 mA	CWD	2060 lm	87 lm/W	0 4 8 - 2 7 2 0 E 1 <input checked="" type="checkbox"/> M

The data values for the luminaire luminous flux may differ for specific order options by -6%. Luminous flux value refers to colour traffic white, matt silver. CWD only for DALI-2; not for DIN-RAIL LED Driver

FLOOD CRI ≥ 90

FIXTURE	COLOUR TEMP.	LUM. FLUX	FIXTURE	ORDER CODE
15.2 W, 450 mA	2700 K	1660 lm	109 lm/W	0 4 8 - 2 7 2 0 9 1 <input checked="" type="checkbox"/> F
	3000 K	1710 lm	113 lm/W	0 4 8 - 2 7 2 0 0 1 <input checked="" type="checkbox"/> F
	3500 K	1750 lm	115 lm/W	0 4 8 - 2 7 2 0 2 1 <input checked="" type="checkbox"/> F
	4000 K	1790 lm	118 lm/W	0 4 8 - 2 7 2 0 1 1 <input checked="" type="checkbox"/> F
22.7 W, 650 mA	2700 K	2290 lm	101 lm/W	0 4 8 - 2 7 2 0 9 1 <input checked="" type="checkbox"/> F
	3000 K	2320 lm	102 lm/W	0 4 8 - 2 7 2 0 0 1 <input checked="" type="checkbox"/> F
	3500 K	2380 lm	105 lm/W	0 4 8 - 2 7 2 0 2 1 <input checked="" type="checkbox"/> F
	4000 K	2430 lm	107 lm/W	0 4 8 - 2 7 2 0 1 1 <input checked="" type="checkbox"/> F

The data values for the luminaire luminous flux may differ for specific order options by -9%. Luminous flux value refers to colour traffic white.

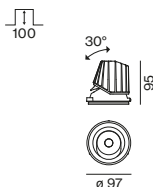
WIDE FLOOD CRI ≥ 90

FIXTURE	COLOUR TEMP.	LUM. FLUX	FIXTURE	ORDER CODE
15.2 W, 450 mA	2700 K	1800 lm	118 lm/W	0 4 8 - 2 7 2 0 9 1 <input checked="" type="checkbox"/> W
	3000 K	1850 lm	121 lm/W	0 4 8 - 2 7 2 0 0 1 <input checked="" type="checkbox"/> W
	3500 K	1890 lm	124 lm/W	0 4 8 - 2 7 2 0 2 1 <input checked="" type="checkbox"/> W
	4000 K	1940 lm	127 lm/W	0 4 8 - 2 7 2 0 1 1 <input checked="" type="checkbox"/> W
22.7 W, 650 mA	2700 K	2470 lm	109 lm/W	0 4 8 - 2 7 2 0 9 1 <input checked="" type="checkbox"/> W
	3000 K	2500 lm	110 lm/W	0 4 8 - 2 7 2 0 0 1 <input checked="" type="checkbox"/> W
	3500 K	2560 lm	113 lm/W	0 4 8 - 2 7 2 0 2 1 <input checked="" type="checkbox"/> W
	4000 K	2620 lm	116 lm/W	0 4 8 - 2 7 2 0 1 1 <input checked="" type="checkbox"/> W
23.8 W, 700 mA	CWD	2290 lm	96 lm/W	0 4 8 - 2 7 2 0 E 1 <input checked="" type="checkbox"/> W

CWD only for DALI-2; not for DIN-RAIL LED Driver

Order options

COLOUR	
jet black RAL 9005	1
matt silver	4
traffic white RAL 9016	7
gold dust RAL 260-M	9



SASSO 100 round adjustable (TW 2700K - 6500K)



MEDIUM DALI-2, CRI ≥ 92

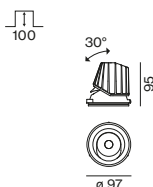

SYSTEM	COLOUR TEMP.	LUM. FLUX	SYSTEM	ORDER CODE
24.1 W	tunable w.	1800 lm	75 lm/W	0 4 8 - 2 7 2 0 D 3 <input checked="" type="checkbox"/> M

The data values for the luminous flux may differ for specific order options by -6%. Luminous flux value refers to colour traffic white, matt silver. DALI-2 power supply included

WIDE FLOOD DALI-2, CRI ≥ 92

SYSTEM	COLOUR TEMP.	LUM. FLUX	SYSTEM	ORDER CODE
24.1 W	tunable w.	1860 lm	77 lm/W	0 4 8 - 2 7 2 0 D 3 <input checked="" type="checkbox"/> M

DALI-2 power supply included



SASSO 100 round adjustable (TW 1800K - 4000K)



MEDIUM DALI-2, CRI ≥ 90

SYSTEM	COLOUR TEMP.	LUM. FLUX	SYSTEM	ORDER CODE
27.6 W	tunable w.	1980 lm	72 lm/W	0 4 8 - 2 7 2 0 L 3 <input checked="" type="checkbox"/> M

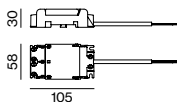
The data values for the luminous flux may differ for specific order options by -6%. Luminous flux value refers to colour traffic white, matt silver. DALI-2 power supply included

WIDE FLOOD DALI-2, CRI ≥ 90

SYSTEM	COLOUR TEMP.	LUM. FLUX	SYSTEM	ORDER CODE
27.6 W	tunable w.	2050 lm	74 lm/W	0 4 8 - 2 7 2 0 L 3 <input checked="" type="checkbox"/> M

DALI-2 power supply included

Electrical mounting accessories (optional)

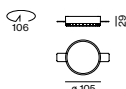


THROUGH WIRING CONNECTION BOX

TYPE	L-W-H (mm)	ORDER CODE
non DIM cable ø 4 – 12 mm	105-58-30	0 0 5 - 2 5 3 1 1 1 0
DALI cable ø 4 – 12 mm	105-58-30	0 0 5 - 2 5 5 1 1 1 0

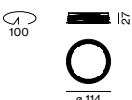
Linect®-Ready

Mounting accessories (required)



MOUNTING SET trimless

TYPE	COLOUR	Ø-H (mm)	ORDER CODE
for plasterboard ceilings 12.5/15/25 mm	traffic white	105-29	0 4 8 - 2 7 9 6 1 1 7

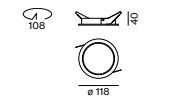


MOUNTING SET trimless for soft acoustic ceilings

COLOUR	CEILING THICKNESS	Ø-H (mm)	ORDER CODE
traffic white	25-40 mm	114-27	0 4 8 - 2 7 9 6 1 9 7

Order options

COLOUR	
jet black RAL 9005	<input checked="" type="checkbox"/> 1
matt silver	4
traffic white RAL 9016	7
gold dust RAL 260-M	9



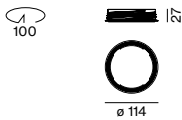
MOUNTING SET with trim 1 lamp for intermediate ceilings, 2-25 mm

COLOUR	Ø-H (mm)	ORDER CODE
traffic white	118-40	0 4 8 - 2 7 9 6 3 1 7
jet black	118-40	0 4 8 - 2 7 9 6 3 1 8
white aluminium	118-40	0 4 8 - 2 7 9 6 3 1 G



MOUNTING SET with trim for soft acoustic ceilings

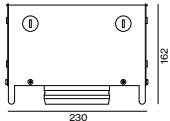
COLOUR	CEILING THICKNESS	Ø-H (mm)	ORDER CODE
traffic white	25-40 mm	114-25	0 4 8 - 2 7 9 6 3 9 7



MOUNTING SET with trim for soft acoustic ceilings

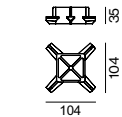
COLOUR	CEILING THICKNESS	Ø-H (mm)	ORDER CODE
jet black	25-40 mm	114-25	0 4 8 - 2 7 9 6 3 9 8

Mounting accessories (optional)



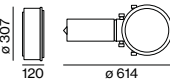
EXPOSED CONCRETE MOUNTING HOUSING

COLOUR	L-W-H (mm)	ORDER CODE
white aluminium	230-230-162	0 4 8 - 2 7 9 5 2 1 0



MOUNTING TOOL

TYPE	COLOUR	L-W-H (mm)	ORDER CODE
for soft acoustic ceilings	traffic black	104-104-35	0 4 8 - 2 7 9 5 9 1 0



PRIMED CONCRETE MOUNTING HOUSING

L-W-H (mm)	ORDER CODE
614-307-120	0 4 8 - 2 6 9 5 1 1 0

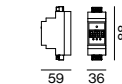
order mounting set separately

Electrical accessories (required)

POWER SUPPLY PC2, -264 V AC

TYPE	INPUT VOLTAGE	EFFICIENCY	L-W-H (mm)	ORDER CODE
450 mA 21 W non DIM	198 V AC	η 86 %	143-43-30	0 0 2 - 9 0 7 6 6
450 mA 28 W DALI-2	176 V AC	η 85 %	143-43-30	0 0 2 - 9 0 7 6 7
700 mA 38 W DALI-2	198 V AC	η 90 %	143-43-30	0 0 2 - 9 0 7 7 6
650 mA 31 W non DIM	198 V AC	η 88 %	143-43-30	0 0 2 - 9 0 7 8 0
650 mA 28 W DALI-2	176 V AC	η 85 %	143-43-30	0 0 2 - 9 0 7 8 9

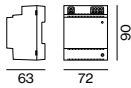
Electrical accessories (optional)



DIN RAIL LED DRIVER

TYPE	L-W-H (mm)	ORDER CODE
DALI-2 DT6 1-2 addresses	36-88-59	0 0 5 - 6 1 2 1 0 3 0

200 -1050 mA settable const. current | 2×42W | 48V DC | U OUT 10-40V



DIN RAIL POWER SUPPLY

L·W·H (mm)	ORDER CODE
72·90·63	0 0 5 - 6 5 2 0 2 1 0
220-240 V AC 160 W 48 V DC constant voltage	

POWER SUPPLY PRE-WIRED with junction box 28 W, PC2, -264 V AC

TYPE	INPUT VOLTAGE	EFFICIENCY	ORDER CODE
450 mA non DIM	198 V AC	η 88 %	0 0 2 - 9 0 7 6 6 A
450 mA DALI-2	176 V AC	η 85 %	0 0 2 - 9 0 7 6 7 A
700 mA non DIM	198 V AC	η 88 %	0 0 2 - 9 0 7 7 4 A
700 mA DALI-2	176 V AC	η 85 %	0 0 2 - 9 0 7 7 6 A
650 mA non DIM	198 V AC	η 88 %	0 0 2 - 9 0 7 8 0 A
650 mA DALI-2	176 V AC	η 85 %	0 0 2 - 9 0 7 8 9 A

Optical accessories (optional)



HONEYCOMB LOUVER

TYPE	COLOUR	Ø·H (mm)	ORDER CODE
for BO 55 SASSO 100	jet black	50·3	0 0 7 - 1 9 6 5 5 9 8

Casagrande Luxury Lifestyle, Lucerne

Suiza

Arquitecto
Obrist interior AG

Lighting Design
Obrist interior AG


Fotografía
Obrist interior AG



Productos utilizados



TULA suspended



MOVE IT 25 S
trimless system



MOVE IT 25 trimless
system



SPOT LINE MOVE IT
25



OPAL HIGH
PERFORMANCE
MOVE IT 25 S



OPAL HIGH
PERFORMANCE
MOVE IT 25




JUST 55 MOVE IT
25 / 25 S / 45



SQUADRO
wallwasher recessed




SASSO 100 round
adjustable recessed
1 lamp



SASSO 100 round
downlight recessed 1
lamp



SASSO 100 round
wallwasher recessed
1 lamp



SASSO 100 round
wallwasher/floor
recessed 1 lamp





