



SQUADRO wallwasher

track

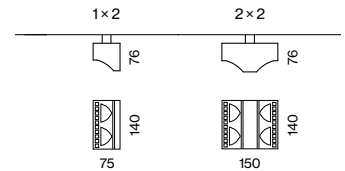
EN Track light in die cast aluminium in two different types (2 lamps or 2×2 lamps) and with 2 types of light modules (for shelf floor washer and wall floor washer); surface powder coated; aisle spotlight with special, multi-free-form, facet effect surface reflectors for high precision light control; precise shelf and aisle zone lighting, optimum longitudinal glare control for high viewing comfort in the aisle zone, adjustable light modules; COB (Chip on Board) technology for maximum efficiency; efficient LEDs with very good colour rendering; IP40 protection glass available as an accessory; including attachment for linear alignment of the spotlights

ES Proyector en rail electrificado de fundición de aluminio en 2 diferentes variantes y con 2 módulos de iluminación diferentes; superficie con recubrimiento de pintura en polvo; Proyector para zonas de pasillos con reflectores especiales de múltiples superficies de formas libres con óptica faceteada para una orientación de la luz sumamente precisa; iluminación precisa de estanterías y de zonas de pasillos, evitando de forma óptima el deslumbramiento longitudinal para un elevado confort visual en la zona del pasillo, módulos de iluminación ajustables; COB que proporciona una máxima eficiencia; LEDs de eficiencia que proporcionan una alta reproducción cromática; vidrio de protección IP40 disponible como accesorio; incluye accesorio para la correcta alineación de la luminaria

Quickinfo

3000K, 4000K
CRI ≥ 90, 2 SDCM
up to 139lm/W
L80 @ 50 000h
non DIM, DALI-2

Types



Colours



Light distributions




shelf floor wall floor shelf wall floor



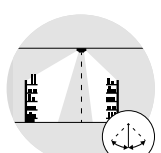
DiiA® standards
251, 252, 253



up to 139lm/W
(high efficiency)



glare-free reflector
longitudinally &
transversely



+20° up to -10°
tiltable

Order options

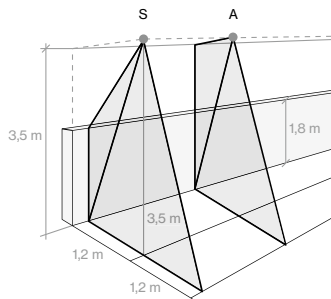
COLOUR TEMPERATURE	☑
3000K	0
4000K	1

CONTROL	⬆
non DIM	1
DALI-2	3

MATERIAL COLOUR	☑
○ traffic white RAL 9016	7
● jet black RAL 9005	8

REFLECTOR	▲
shelf floor washer	S
wall floor washer	A
1×shelf/1×wall floor washer*	B

*only for 2×2 lamps

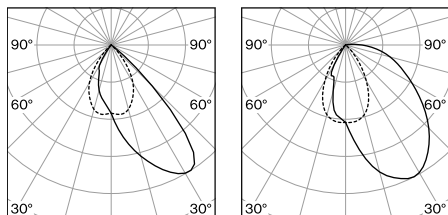


Options on request

COLOUR RENDERING INDEX
CRI ≥ 80

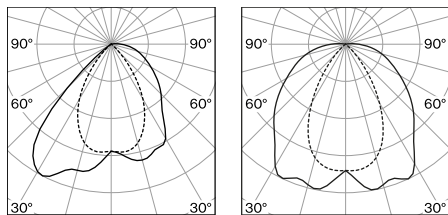
CONTROL
DALI-2 (2×2 lamps)

Light distributions



1×2 lamps
shelf floor washer

1×2 lamps
wall floor washer

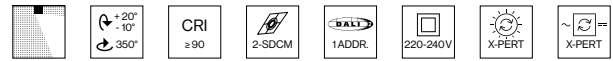


2×2 lamps
1×shelf/1×wall floor washer

2×2 lamps
wall floor washer

LUMINOUS FLUX value calculated for 4000K
CRI ≥ 90, colour white, wall floor washer
3000K -2%

SQUADRO wallwasher track



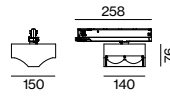
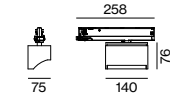
1×2 LAMPS SINGLE-SIDED

SYSTEM POWER	LUMINOUS FLUX	ORDER CODE
36W	4990lm	149-2210



2×2 LAMPS DOUBLE-SIDED

SYSTEM POWER	LUMINOUS FLUX	ORDER CODE
72W	2×4990lm	149-2220



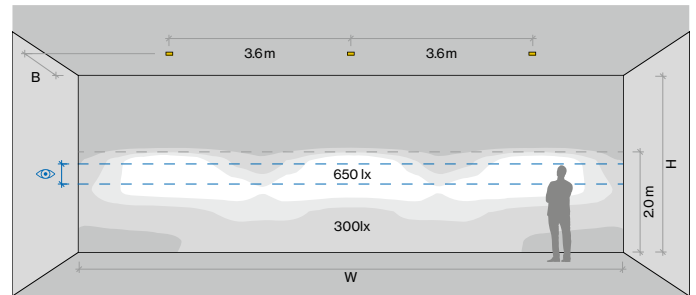
Optical accessories

IP 40 PROTECTION GLASS

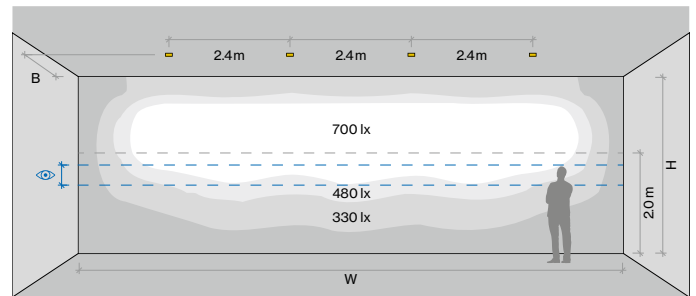
TYPE	ORDER CODE
1×2 lamps/single-sided	049-2910010
2×2 lamps/double-sided	049-2920010

Technical data

SQUADRO 1×2 lamps, shelf wall washer, trim, 36W, 3000K



SQUADRO 1×2 lamps, wall floor washer, trim, 36W, 3000K



ROOM VALUES		CALCULATION SURFACE	
Wall dimensions	H = 3.5m W = 10.8m	Surface dimensions	10.8 × 3.5m
Distance to wall	B = 1.3m	Surface height	0 – 3.5m
Aisle width	2.6m		
Reflection factor	0.7 0.7 0.2	Eye level	1.35m – 1.75m
Maintenance factor	0.9		