

MITA circle 160

recessed

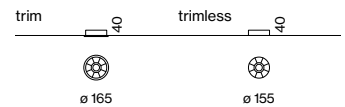
EN Ring shaped luminaire housing in die-cast aluminium; extremely slim design; recessed luminaire with trim (suitable for ceiling thickness of 2-25 mm); or for trimless installation in plasterboard ceilings (suitable for ceiling thickness of 12.5/15/20/25 mm); surface powder coated; incl. blind cover made of plastic in the cut-out; optional: SASSO 60 round, SASSO 60 round sensor or SASSO 60 round emergency for installation in the cut-out available as an accessory; high-gloss reflector with faceted design; energy-efficient LEDs with very good colour rendering

ES Cuerpo con forma de anillo y fabricado en aluminio; forma extremadamente esbelta; luminaria empotrable con marco (para instalación en techos de 2-25 mm de grosor); o para montaje sin marco en techos de escayola (para instalación en techos con grosor de 12,5/15/20/25 mm); superficie con recubrimiento de pintura en polvo; con cubierta opaca de plástico en el recorte de techo; opcional: SASSO 60 round, SASSO 60 round sensor o SASSO 60 round emergency para la inserción en el recorte de techo disponible como accesorio; reflector de alto brillo con óptica facetada; LEDS de alta eficiencia que proporcionan una alta reproducción cromática

Quickinfo

3000 K, 4000 K, TW
 CRI ≥ 80, 3 SDCM
 UGR ≤ 19 / 65° ≤ 1500 cd/m²
 up to 135 lm/W
 L95 @ 50 000 h
 non DIM, DALI-2
 reflector (UGR ≤ 19)

Types



Colours



Light distribution



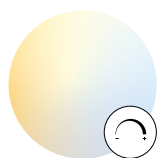
DIN EN 12464-1
UGR ≤ 19



trimless install.
in plasterboard



SASSO 60
inset ready



tunable white
2700-6500K

Order options

COLOUR TEMPERATURE	☐☐
3000K	5
4000K	6
tunable white 2700–6500K*	D
*DALI-2 DT8	

CONTROL	
non DIM	
DALI-2	

MATERIAL COLOUR	☑
○ pure white RAL 9016	7
● jet black RAL 9005	8

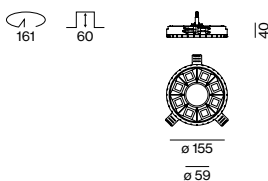
LIGHT OPTIC COLOUR	■
chrome reflector	R
black reflector	B

LIGHT OPTIC COVER	
reflector (UGR ≤ 19)	

Options on request

COLOUR RENDERING INDEX	
CRI ≥ 90	

GRID CEILING MOUNTING	
installed in module 600 × 600 mm	
installed in module 625 × 625 mm	

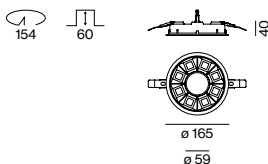


MITA circle 160 trimless



DIRECT

INSET POWER	COLOUR TEMP.	LUMINOUS FLUX	ORDER CODE
6.4 W 22 Vf 300 mA	3000K 4000K	1050 lm 1160 lm	0 7 4 - 8 2 2 2 ☐ ☐ ☐ ☐



MITA circle 160 trim



DIRECT

INSET POWER	COLOUR TEMP.	LUMINOUS FLUX	ORDER CODE
6.4 W 22 Vf 300 mA	3000K 4000K	1050 lm 1160 lm	0 7 4 - 8 1 2 2 ☐ ☐ ☐ ☐

Electrical accessories

POWER SUPPLY 220-240 V AC, 50-60 Hz, ☐ PC II

TYPE	EFFICIENCY	L-W-H (mm)	ORDER CODE
300 mA non DIM	η 89 %	147-44-22	0 0 2 - 9 1 1 2 2
300 mA DALI-2	η 87 %	97-43-30	0 0 2 - 9 1 1 2 0
375 mA DALI-2 DT8	η 83 %	129-79-30	0 0 2 - 9 1 1 2 1

DIN RAIL COMPONENTS

TYPE	W-H-D (mm)	ORDER CODE
POWER SUPPLY 220-240V AC 160 W 48V DC constant voltage	72-90-63	0 0 5 - 6 5 2 0 2 1 0
LED DRIVER DALI-2 DT6 1-2 addr. 200-1050 mA settable const. current 2 × 42W 48V DC U _{OUT} 10-40V	36-88-59	0 0 5 - 6 1 2 1 0 3 0

for more details and components see page 981

Accessories

SASSO 60 SPOTLIGHT

TYPE	ORDER CODE
SASSO 60 round adjustable	see page 120
SASSO 60 round downlight	see page 120

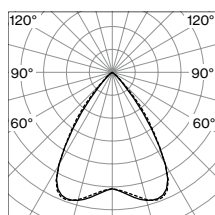
SASSO 60 SENSOR

TYPE	ORDER CODE
SASSO 60 ESSENTIAL sensor	see page 124
SASSO 60 SENSE sensor	see page 124

SASSO 60 EMERGENCY LIGHT

TYPE	ORDER CODE
SASSO 60 emergency light	see page 124

Light distribution



reflector (UGR ≤ 19)
direct

INSET POWER in watts is the current consumption excluding any ballast
LUMINOUS FLUX value calculated for CRI ≥ 80, colour white, reflector chrome

