

BETO circle

suspended

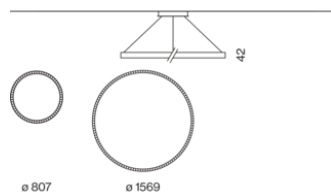
EN Ring shaped luminaire housing from rolled aluminium extruded profile, seamlessly welded; extremely slim design (only 42 x 42 mm); surface powder coated; pendant fitting with cable suspension; height adjustment without tools; incl. transparent feed; electronic operating unit installed in the canopy; extruded profile for improved thermal management; high-gloss reflector with faceted design; direct or direct / indirect light distribution; indirect light component with integrated PCboards and high-quality lens system for maximum, homogeneous ceiling illumination; energy-efficient LEDs with very good colour rendering

ES Luminaria con forma de anillo fabricada en aluminio con soldadura de alta calidad; forma extremadamente esbelta (solo 42 x 42 mm); superficie con recubrimiento de pintura en polvo; suspendido con cable; altura regulable sin herramientas; incluido cable de alimentación transparente; driver instalado en el baldaquino; perfil extruido para una mejor gestión del calor; reflector de alto brillo con óptica facetada; característica de emisión directa o directa / indirecta; componente de luz indirecta con pletinas propias y una elegante apariencia de lente para una claridad de techo máxima y homogénea; LEDS de alta eficiencia que proporcionan una alta reproducción cromática

Quickinfo

3000 K, 4000 K, tunable white
2700 K - 6500 K
CRI \geq 80, CRI \geq 90 / 3 SDCM
UGR \leq 10, UGR \leq 13, UGR \leq 16,
UGR \leq 19
hasta ↓ 14,600 lm / ↑ 13,900 lm
hasta 166 lm/W
L90 / 50000 h
DALI-2, DALI-2 D/I controlable por separado
Reflector
IP20

Types



Color



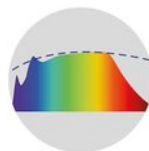
Reflector



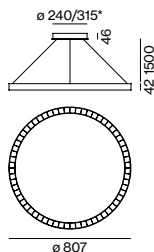

Distribución luminosa



DIN EN 12464-1
UGR \leq 19



CRI \geq 98
XPECTRUM
(optional)



*tunable white version

BETO circle 800 suspended

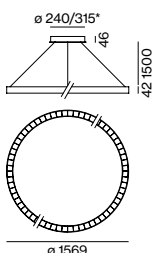



DIRECT DALI-2

SYSTEM	COLOUR TEMP.	REFLECTOR	CRI ≥	LUM. FLUX	SYSTEM	ORDER CODE
46.0 W	3000 K	chrome	80	6410 lm	139 lm/W	0 7 4 - 7 4 0 3 5 3 <input checked="" type="checkbox"/> R
			90	5530 lm	120 lm/W	0 7 4 - 7 4 0 3 0 3 <input checked="" type="checkbox"/> R
		dark chr.	80	4590 lm	100 lm/W	0 7 4 - 7 4 0 3 5 3 <input checked="" type="checkbox"/> B
			90	3960 lm	86 lm/W	0 7 4 - 7 4 0 3 0 3 <input checked="" type="checkbox"/> B
	4000 K	chrome	80	7290 lm	158 lm/W	0 7 4 - 7 4 0 3 6 3 <input checked="" type="checkbox"/> R
			90	5970 lm	130 lm/W	0 7 4 - 7 4 0 3 1 3 <input checked="" type="checkbox"/> R
		dark chr.	80	5220 lm	113 lm/W	0 7 4 - 7 4 0 3 6 3 <input checked="" type="checkbox"/> B
			90	4270 lm	93 lm/W	0 7 4 - 7 4 0 3 1 3 <input checked="" type="checkbox"/> B
50.0 W	tunable w.	chrome	90	5870 lm	117 lm/W	0 7 4 - 7 4 0 3 D 3 <input checked="" type="checkbox"/> R
		dark chr.	90	4200 lm	84 lm/W	0 7 4 - 7 4 0 3 D 3 <input checked="" type="checkbox"/> B

DIRECT / INDIRECT POWER DALI-2

SYSTEM	COLOUR TEMP.	REFLECTOR	CRI ≥	LUM. FLUX	SYSTEM	ORDER CODE
92.0 W	3000 K	chrome	80	↓5490/↑7090 lm	137 lm/W	0 7 4 - 7 4 4 3 5 3 <input checked="" type="checkbox"/> R
			90	↓4720/↑6100 lm	118 lm/W	0 7 4 - 7 4 4 3 0 3 <input checked="" type="checkbox"/> R
		dark chr.	80	↓3930/↑7090 lm	120 lm/W	0 7 4 - 7 4 4 3 5 3 <input checked="" type="checkbox"/> B
			90	↓3380/↑6100 lm	103 lm/W	0 7 4 - 7 4 4 3 0 3 <input checked="" type="checkbox"/> B
	4000 K	chrome	80	↓6250/↑8060 lm	156 lm/W	0 7 4 - 7 4 4 3 6 3 <input checked="" type="checkbox"/> R
			90	↓5100/↑6580 lm	127 lm/W	0 7 4 - 7 4 4 3 1 3 <input checked="" type="checkbox"/> R
		dark chr.	80	↓4470/↑8060 lm	136 lm/W	0 7 4 - 7 4 4 3 6 3 <input checked="" type="checkbox"/> B
			90	↓3650/↑6580 lm	111 lm/W	0 7 4 - 7 4 4 3 1 3 <input checked="" type="checkbox"/> B
94.0 W	tunable w.	chrome	90	↓6340/↑5510 lm	126 lm/W	0 7 4 - 7 4 4 3 D 3 <input checked="" type="checkbox"/> R
		dark chr.	90	↓4540/↑5510 lm	107 lm/W	0 7 4 - 7 4 4 3 D 3 <input checked="" type="checkbox"/> B



*tunable white and direct/indirect power version

BETO circle 1600 suspended



DIRECT DALI-2

SYSTEM	COLOUR TEMP.	REFLECTOR	CRI ≥	LUM. FLUX	SYSTEM	ORDER CODE
91.0 W	3000 K	chrome	80	12800 lm	141 lm/W	0 7 4 - 7 4 0 4 5 3 <input checked="" type="checkbox"/> R
			90	11100 lm	122 lm/W	0 7 4 - 7 4 0 4 0 3 <input checked="" type="checkbox"/> R
		dark chr.	80	9170 lm	101 lm/W	0 7 4 - 7 4 0 4 5 3 <input checked="" type="checkbox"/> B
			90	7910 lm	87 lm/W	0 7 4 - 7 4 0 4 0 3 <input checked="" type="checkbox"/> B
	4000 K	chrome	80	14600 lm	160 lm/W	0 7 4 - 7 4 0 4 6 3 <input checked="" type="checkbox"/> R
			90	11900 lm	131 lm/W	0 7 4 - 7 4 0 4 1 3 <input checked="" type="checkbox"/> R
		dark chr.	80	10400 lm	114 lm/W	0 7 4 - 7 4 0 4 6 3 <input checked="" type="checkbox"/> B
			90	8550 lm	94 lm/W	0 7 4 - 7 4 0 4 1 3 <input checked="" type="checkbox"/> B
94.0 W	tunable w.	chrome	90	11700 lm	124 lm/W	0 7 4 - 7 4 0 4 D 3 <input checked="" type="checkbox"/> R
		dark chr.	90	8400 lm	89 lm/W	0 7 4 - 7 4 0 4 D 3 <input checked="" type="checkbox"/> B

DIRECT / INDIRECT POWER DALI-2 D/I separately controllable

SYSTEM	COLOUR TEMP.	CRI ≥	LUM. FLUX	SYSTEM	ORDER CODE
172.0 W	3000 K	80	↓12800/↑12200 lm	145 lm/W	0 7 4 - 7 4 4 4 5 3 <input checked="" type="checkbox"/> <input checked="" type="checkbox"/>
		90	↓11100/↑10500 lm	126 lm/W	0 7 4 - 7 4 4 4 0 3 <input checked="" type="checkbox"/> <input checked="" type="checkbox"/>
	4000 K	80	↓14600/↑13900 lm	166 lm/W	0 7 4 - 7 4 4 4 6 3 <input checked="" type="checkbox"/> <input checked="" type="checkbox"/>
		90	↓11900/↑11300 lm	135 lm/W	0 7 4 - 7 4 4 4 1 3 <input checked="" type="checkbox"/> <input checked="" type="checkbox"/>

Order options

COLOUR	<input checked="" type="checkbox"/>	REFLECTOR	<input checked="" type="checkbox"/>
pure white RAL 9010	7	dark chrome	B
jet black RAL 9005	8	chrome	R

Allplan, Graz

Austria

Fotografía

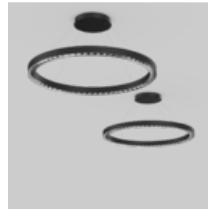
Tim Ertl




Productos utilizados



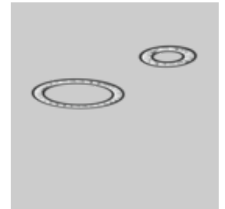
BETO free standing



**BETO circle
suspended**



**MITA circle 160
recessed**



**MITA circle 240 /
450 recessed**



**MITA circle 450
suspended**

