



reddot winner 2020

## JANE

semi-recessed / surface / suspended

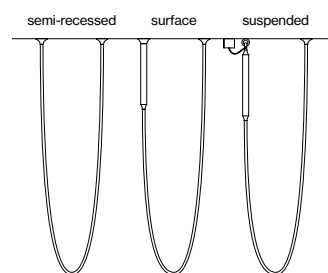
**EN** Highly flexible light rope made of food grade silicone for creative and decorative design; extremely slim design (only 18 mm diameter); for wall-/ceiling surface mounting or suspended mounting (cable suspension, height adjustment without tools); completely homogeneously illuminated, matt surface; 360° light emission; energy-efficient LEDs with very good colour rendering; optionally with external converter for ceiling installation or suspended in combination with the light rope (available as an accessory)

**ES** Cable de luz altamente flexible de silicona alimentaria para un diseño creativo y decorativo; diseño extremadamente esbelto (solo 18 mm de diámetro); para montaje sobre pared/techo o suspendido (suspensión por cable, ajuste de altura sin herramienta); superficie mate de iluminación totalmente homogénea; 360° de emisión; LEDS de alta eficiencia que proporcionan una alta reproducción cromática; convertidor externo opcional para integración en techo o suspendido en combinación con el cable de luz (disponible como accesorio)

### Quickinfo

3000K, 4000K  
CRI ≥ 90, 3 SDCM  
up to 1000lm/m  
up to 71lm/W  
L80 @ 50 000h  
non DIM, DALI  
IP 40

### Types



ø18 x 1000–10 000

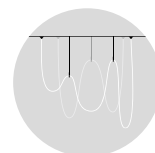
### Canopy colours



### Light distribution



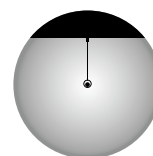
360°



many mounting options



dust and insect protection (IP40)



360° light emitting

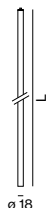
## Order options

COLOUR TEMPERATURE	
3000K	5
4000K	6

CONTROL	
non DIM	1
DALI	3

LENGTH	L
1000 mm	1
2000 mm	2
3000 mm	3
4000 mm	4
6000 mm	6
8000 mm	8
10000 mm	0

MATERIAL COLOUR	
○ traffic white RAL 9016	7
● jet black RAL 9005	8



## JANE semi-recessed/surface/suspended



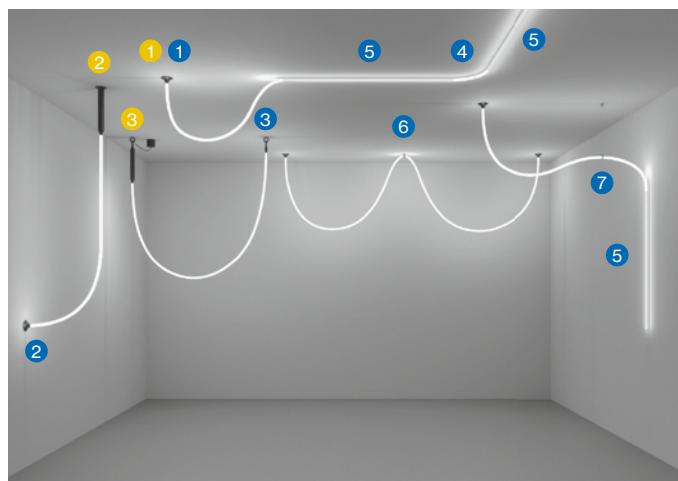
## LUMINAIRE

SYSTEM POWER	COLOUR TEMP.	LUMINOUS FLUX	ORDER CODE
14.4 W/m	3000K	812 lm/m	0 5 8 - 6 5 1 L :: 1 0
	4000K	1000 lm/m	

## Mounting accessories

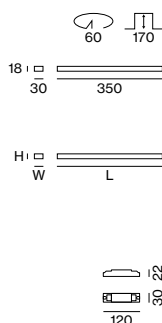
## MOUNTING ACCESSORIES

TYPE	L-W-H (mm)	ORDER CODE
1 mounting set recessed	ø 74-100	0 5 8 - 6 5 9 0 2 1
2 mounting set surface	ø 74-39	0 5 8 - 6 5 9 1 0 1
3 mounting set suspended	ø 50/30-135	0 5 8 - 6 5 9 2 0 1
4 clip surface (transparent)	15-21-24	0 5 8 - 6 5 9 1 4 1 0
5 channel surface (transparent)	1000-21-24	0 5 8 - 6 5 9 1 1 1 0
6 mounting ring surface	ø 39-9-61	0 5 8 - 6 5 9 1 6 1
7 mounting ring suspended	ø 39-9	0 5 8 - 6 5 9 2 6 1
end cap		0 5 8 - 6 5 9 9 0 0
end cap weighted for vertical mounting		0 5 8 - 6 5 9 9 0 1

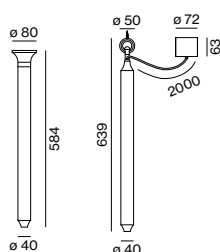


various mounting options with different mounting accessories

## Electrical accessories



1 POWER SUPPLY RECESSED 220-240 V AC, 48V, 50-60 Hz			
TYPE		L-W-H (mm)	ORDER CODE
100 W recessed	PC II	350-30-18	0 0 2 - 6 2 1 3 4
150 W recessed	PC II	350-30-18	0 0 2 - 6 2 1 3 5
60 W revision opening	PC II	163-43-32	0 0 2 - 6 2 1 3 3
100 W revision opening	PC II	350-30-18	0 0 2 - 6 2 1 3 4
150 W revision opening	PC II	350-30-18	0 0 2 - 6 2 1 3 5
250 W revision opening	PC II	400-40-22	0 0 2 - 6 2 1 3 9
320 W revision opening	PC I	252-90-44	0 0 2 - 6 0 3 2 0
DALI device		120-30-22	0 5 8 - 6 5 9 9 3 3 0



2 POWER SUPPLY SURFACE 220-240 V AC, 48V, 50-60 Hz			
TYPE		L-Ø (mm)	ORDER CODE
100 W surface	PC II	584-ø40	0 5 8 - 6 5 9 1 2
150 W surface	PC II	584-ø40	0 5 8 - 6 5 9 1 3
3 POWER SUPPLY SUSPENDED 220-240 V AC, 48V, 50-60 Hz			
TYPE		L-Ø (mm)	ORDER CODE
100 W suspended	PC II	639-ø40	0 5 8 - 6 5 9 2 2
150 W suspended	PC II	639-ø40	0 5 8 - 6 5 9 2 3
incl. ceiling canopy and 2000 mm power cable			

LUMINOUS FLUX value calculated for  
CRI ≥ 90, colour white, rope silicone