



FRAME 40

trim

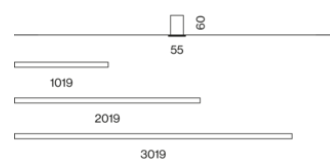
EN Luminaire housing made of extruded aluminium; recessed luminaire with trim; suitable for ceiling thickness of 8-25mm; surface powder coated; luminaire profile can be pre-mounted; remaining luminaire components mounted without tools; light inset consisting of highly reflective coated extruded profile for improved thermal management; HPO (High Performance Opal) cover for uniform illumination; micro prismatic PMMA diffuser incl. diffuser film for homogeneous illumination and reduced luminance; energy-efficient LEDs with very good colour rendering

ES Cuerpo de lámpara de perfil extrusionado de aluminio; luminaria empotrable con marco; apropiada para grosores de techo entre 8-25 mm; superficie con recubrimiento de pintura en polvo; perfil de luminaria premontable; resto de componentes luminosos montables sin herramienta; elemento de luz formado por perfil extruido con acabado altamente reflectante para una gestión térmica mejorada; difusor opal de alta calidad que proporciona una iluminación uniforme; cubierta microprismática de PMMA con lámina difusora para la reducción de iluminación y un alumbrado homogéneo; LEDS de alta eficiencia que proporcionan una alta reproducción cromática

Quickinfo

3000 K, 4000 K
CRI \geq 90 / 3 SDCM
UGR \leq 16, UGR \leq 19
hasta 3,260 lm/m
hasta 142 lm/W
L90 / 50000 h
DALI-2
High Performance Opal,
Microprismatic, Reflector
IP20

Types



Color



Reflector




Distribución luminosa



DiiA® standards
251, 252, 253



system solution



FRAME 40 trim



OPAL | MID LUMEN CRI ≥ 90, DALI-2

SYSTEM	LENGTH	COLOUR TEMP.	LUM. FLUX	SYSTEM	ORDER CODE
12.1 W	1019 mm	3000 K	1360 lm	112 lm/W	0 4 2 - 7 1 1 2 0 3 H
		4000 K	1470 lm	121 lm/W	0 4 2 - 7 1 1 2 1 3 H
23.4 W	2019 mm	3000 K	2720 lm	116 lm/W	0 4 2 - 7 1 1 4 0 3 H
		4000 K	2940 lm	126 lm/W	0 4 2 - 7 1 1 4 1 3 H
34.0 W	3019 mm	3000 K	4080 lm	120 lm/W	0 4 2 - 7 1 1 6 0 3 H
		4000 K	4410 lm	130 lm/W	0 4 2 - 7 1 1 6 1 3 H

OPAL | HIGH LUMEN CRI ≥ 90, DALI-2

SYSTEM	LENGTH	COLOUR TEMP.	LUM. FLUX	SYSTEM	ORDER CODE
18.5 W	1019 mm	3000 K	2100 lm	114 lm/W	0 4 2 - 7 1 2 2 0 3 H
		4000 K	2260 lm	122 lm/W	0 4 2 - 7 1 2 2 1 3 H
36.0 W	2019 mm	3000 K	4190 lm	116 lm/W	0 4 2 - 7 1 2 4 0 3 H
		4000 K	4530 lm	126 lm/W	0 4 2 - 7 1 2 4 1 3 H
54.0 W	3019 mm	3000 K	6290 lm	116 lm/W	0 4 2 - 7 1 2 6 0 3 H
		4000 K	6790 lm	126 lm/W	0 4 2 - 7 1 2 6 1 3 H

MICROPRISMATIC | MID LUMEN CRI ≥ 90, DALI-2


SYSTEM	LENGTH	COLOUR TEMP.	LUM. FLUX	SYSTEM	ORDER CODE
12.1 W	1019 mm	3000 K	1200 lm	99 lm/W	0 4 2 - 7 1 1 2 0 3 Z
		4000 K	1300 lm	107 lm/W	0 4 2 - 7 1 1 2 1 3 Z
23.4 W	2019 mm	3000 K	2400 lm	103 lm/W	0 4 2 - 7 1 1 4 0 3 Z
		4000 K	2600 lm	111 lm/W	0 4 2 - 7 1 1 4 1 3 Z
34.0 W	3019 mm	3000 K	3600 lm	106 lm/W	0 4 2 - 7 1 1 6 0 3 Z
		4000 K	3890 lm	114 lm/W	0 4 2 - 7 1 1 6 1 3 Z

MICROPRISMATIC | HIGH LUMEN CRI ≥ 90, DALI-2

SYSTEM	LENGTH	COLOUR TEMP.	LUM. FLUX	SYSTEM	ORDER CODE
18.5 W	1019 mm	3000 K	1850 lm	100 lm/W	0 4 2 - 7 1 2 2 0 3 Z
		4000 K	2000 lm	108 lm/W	0 4 2 - 7 1 2 2 1 3 Z
36.0 W	2019 mm	3000 K	3700 lm	103 lm/W	0 4 2 - 7 1 2 4 0 3 Z
		4000 K	4000 lm	111 lm/W	0 4 2 - 7 1 2 4 1 3 Z
54.0 W	3019 mm	3000 K	5550 lm	103 lm/W	0 4 2 - 7 1 2 6 0 3 Z
		4000 K	6000 lm	111 lm/W	0 4 2 - 7 1 2 6 1 3 Z

Order options

COLOUR	
traffic white RAL 9016	7
jet black RAL 9005	8
white aluminium RAL 9006	G



FRAME 40 reflector trim

CRI
≥ 90UGR
≤ 16cd/m²
≤ 1500

220-240 V

DALI-2
1 ADDR.

X-PERT

X-PERT

REFLECTOR CRI ≥ 90, DALI-2

SYSTEM	LENGTH	COLOUR TEMP.	REFLECTOR	LUM. FLUX	SYSTEM	ORDER CODE
36.0 W	1519 mm	3000 K	chrome	4510 lm	125 lm/W	0 4 2 - 7 1 1 3 0 3 <input checked="" type="checkbox"/> R
		4000 K	dark chr.	3360 lm	93 lm/W	0 4 2 - 7 1 1 3 0 3 <input checked="" type="checkbox"/> B
			chrome	4880 lm	136 lm/W	0 4 2 - 7 1 1 3 1 3 <input checked="" type="checkbox"/> R
			dark chr.	3630 lm	101 lm/W	0 4 2 - 7 1 1 3 1 3 <input checked="" type="checkbox"/> B
47.0 W	2019 mm	3000 K	chrome	6020 lm	128 lm/W	0 4 2 - 7 1 1 4 0 3 <input checked="" type="checkbox"/> R
		4000 K	dark chr.	4480 lm	95 lm/W	0 4 2 - 7 1 1 4 0 3 <input checked="" type="checkbox"/> B
			chrome	6500 lm	138 lm/W	0 4 2 - 7 1 1 4 1 3 <input checked="" type="checkbox"/> R
			dark chr.	4840 lm	103 lm/W	0 4 2 - 7 1 1 4 1 3 <input checked="" type="checkbox"/> B
67.0 W	3019 mm	3000 K	chrome	8810 lm	131 lm/W	0 4 2 - 7 1 1 6 0 3 <input checked="" type="checkbox"/> R
		4000 K	dark chr.	6560 lm	98 lm/W	0 4 2 - 7 1 1 6 0 3 <input checked="" type="checkbox"/> B
			chrome	9510 lm	142 lm/W	0 4 2 - 7 1 1 6 1 3 <input checked="" type="checkbox"/> R
			dark chr.	7090 lm	106 lm/W	0 4 2 - 7 1 1 6 1 3 <input checked="" type="checkbox"/> B

45xL-10 100

55 L

Mounting accessories (optional)

57



CONCRETE INSTALLATION HOUSING with trim

L-W-H (mm)	ORDER CODE
1038-57-87	0 4 2 - 7 1 9 5 2 1 0
2038-57-87	0 4 2 - 7 1 9 5 4 1 0
3038-57-87	0 4 2 - 7 1 9 5 6 1 0

Order options

COLOUR

traffic white RAL 9016	7
jet black RAL 9005	8
white aluminium RAL 9006	G