



TWIST 100 2 lamps

recessed

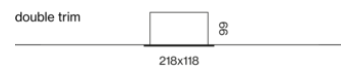
EN Round recessed spotlight in die-cast aluminium; powder coated; installation without tools in mounting set with ball catch system; with trim; double lamps; 360° rotatable and 45° tiltable outward; COB (Chip on Board) technology for maximum efficiency; no multiple shadows; energy-efficient LEDs with very good colour rendering; high quality reflector with spherical facet finish; precise radiation characteristic

ES Proyector empotrable redondo de inyección en aluminio; recubierto de polvo; instalación sin herramientas mediante kit de montaje con sistema inserción de bola; con marco; con dos luces; giratorio 360° y orientable 45°; Chip on Board que proporciona una máxima eficiencia; sin formación de sombras; LEDS de alta eficiencia que proporcionan una alta reproducción cromática; reflector alta calidad con óptica de bisel esférica; característica proyección precisa

Quickinfo

3000 K, 3500 K, 4000 K
CRI ≥ 90 / 2 SDCM
hasta 141 lm/W
L80 / 50000 h
DALI-2, non atenuable
front IP20, back IP20

Types



Color



Set de montaje



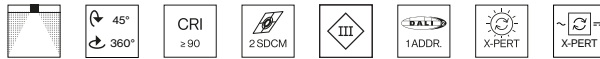
Distribución luminosa



360° rotatable,
45° tiltable



TWIST 100 trim 2 lamps



SPOT CRI ≥ 90

| FIXTURE | COLOUR TEMP. | LUM. FLUX | FIXTURE | ORDER CODE |
|------------------|--------------|-----------|----------|---|
| 2x22.7 W, 650 mA | 3000 K | 2x3100 lm | 136 lm/W | 0 4 8 - 1 1 2 1 0 1 <input checked="" type="checkbox"/> S |
| | 3500 K | 2x3140 lm | 138 lm/W | 0 4 8 - 1 1 2 1 2 1 <input checked="" type="checkbox"/> S |
| | 4000 K | 2x3140 lm | 138 lm/W | 0 4 8 - 1 1 2 1 1 1 <input checked="" type="checkbox"/> S |




MEDIUM CRI ≥ 90

| FIXTURE | COLOUR TEMP. | LUM. FLUX | FIXTURE | ORDER CODE |
|------------------|--------------|-----------|----------|---|
| 2x22.7 W, 650 mA | 3000 K | 2x3150 lm | 139 lm/W | 0 4 8 - 1 1 2 1 0 1 <input checked="" type="checkbox"/> M |
| | 3500 K | 2x3190 lm | 140 lm/W | 0 4 8 - 1 1 2 1 2 1 <input checked="" type="checkbox"/> M |
| | 4000 K | 2x3200 lm | 141 lm/W | 0 4 8 - 1 1 2 1 1 1 <input checked="" type="checkbox"/> M |

FLOOD CRI ≥ 90

| FIXTURE | COLOUR TEMP. | LUM. FLUX | FIXTURE | ORDER CODE |
|------------------|--------------|-----------|----------|---|
| 2x22.7 W, 650 mA | 3000 K | 2x3110 lm | 137 lm/W | 0 4 8 - 1 1 2 1 0 1 <input checked="" type="checkbox"/> F |
| | 3500 K | 2x3150 lm | 138 lm/W | 0 4 8 - 1 1 2 1 2 1 <input checked="" type="checkbox"/> F |
| | 4000 K | 2x3160 lm | 139 lm/W | 0 4 8 - 1 1 2 1 1 1 <input checked="" type="checkbox"/> F |

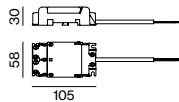
Planning Information



2 optical accessories can be combined

Electrical mounting accessories (optional)

THROUGH WIRING CONNECTION BOX

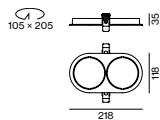


| TYPE | L-W-H (mm) | ORDER CODE |
|---------------------------|------------|-----------------------|
| non DIM cable ø 4 – 12 mm | 105-58-30 | 0 0 5 - 2 5 3 1 1 1 0 |
| DALI cable ø 4 – 12 mm | 105-58-30 | 0 0 5 - 2 5 5 1 1 1 0 |

Linect®-Ready

Mounting accessories (required)

MOUNTING SET with trim 2 lamps for intermediate ceilings, 2-25 mm



| COLOUR | L-W-H (mm) | ORDER CODE |
|---------------|------------|-----------------------|
| traffic white | 218-118-35 | 0 4 8 - 2 7 9 8 3 1 7 |
| jet black | 218-118-35 | 0 4 8 - 2 7 9 8 3 1 8 |

Order options

| COLOUR | |
|------------------------|---------------------------------------|
| traffic white RAL 9016 | <input checked="" type="checkbox"/> 7 |
| jet black RAL 9005 | <input checked="" type="checkbox"/> 8 |

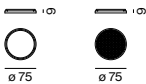
Electrical accessories (required)

POWER SUPPLY 650 mA, PC2, -264 V AC

| TYPE | INPUT VOLTAGE | EFFICIENCY | L-W-H (mm) | ORDER CODE |
|----------------|---------------|------------|------------|-------------------|
| 31 W non DIM | 198 V AC | η 88 % | 143-43-30 | 0 0 2 - 9 0 7 8 0 |
| 28 W DALI-2 | 176 V AC | η 85 % | 143-43-30 | 0 0 2 - 9 0 7 8 9 |

Optical accessories (optional)

HONEYCOMB LOUVER



| Ø-H (mm) | ORDER CODE |
|----------|-----------------------|
| 75-9 | 0 8 0 - 6 4 0 1 1 1 8 |



LINEAR PRISMATIC LENS

| Ø-H (mm) | ORDER CODE |
|----------|-------------------------|
| 75-9 | 0 8 0 - 6 4 0 2 1 1 0 P |



SNOOT angle

| Ø-H (mm) | ORDER CODE |
|----------|-----------------------|
| 66-38 | 0 8 0 - 6 4 0 3 3 1 8 |



SNOOT medium

| Ø-H (mm) | ORDER CODE |
|----------|-----------------------|
| 66-38 | 0 8 0 - 6 4 0 3 2 1 8 |



SNOOT short

| Ø-H (mm) | ORDER CODE |
|----------|-----------------------|
| 66-23 | 0 8 0 - 6 4 0 3 1 1 8 |